

524-AG10D-ES × OBSOLETE



Augat

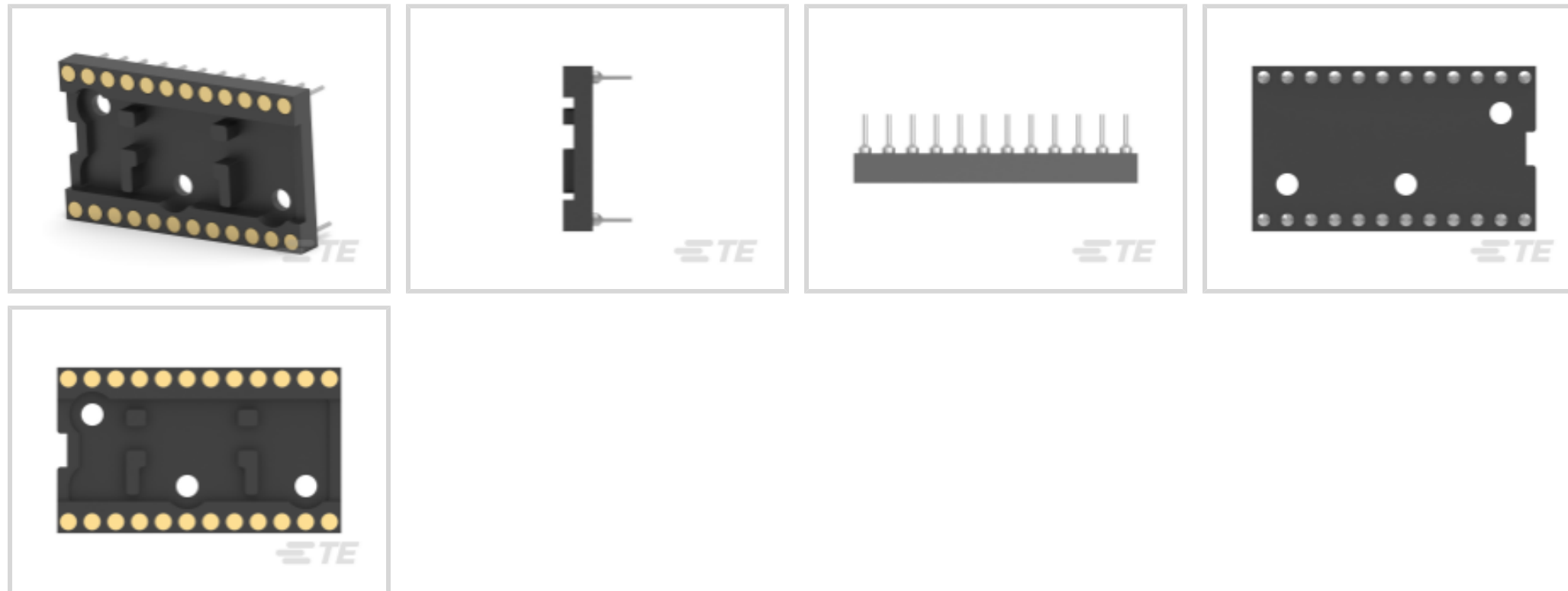
TE Internal #: 3-1437536-9

TE Internal Description: 524-AG10D-ES=SOCKET ASSY.

DIP Socket: Standard, Stamped & Formed, Closed, Gold

[View on TE.com >](#)

Connectors > Socket Connectors > IC Sockets > DIP Sockets > DIP Socket: Standard, Stamped & Formed, Closed, Gold



Contact Fabrication: **Stamped & Formed**

Number of Positions: **24**

Connector Profile: **Standard**

Row-to-Row Spacing: **15.24 mm [.6 in]**

Contact Mating Area Plating Material: **Gold**

[All DIP Socket: Standard, Stamped & Formed, Closed, Gold \(0\)](#)

Features

Product Type Features

Connector & Contact Terminates To	Printed Circuit Board
-----------------------------------	-----------------------

Configuration Features

Number of Rows	2
PCB Mount Orientation	Vertical
Number of Positions	24

Electrical Characteristics

Insulation Resistance	5000 MΩ
Contact Resistance	10 mΩ

Body Features

Sleeve Material	Brass/Copper
Sleeve Plating Material	Tin/Lead
Frame Style	Closed
Connector Profile	Standard

Contact Features

Mating Contact Type	Four-Fingered
IC Socket Type	DIP
Contact Type	Pin
PCB Contact Termination Area Plating Material	Gold
Contact Base Material	Beryllium Copper
Contact Fabrication	Stamped & Formed
Contact Mating Area Plating Material	Gold
	25 µin
Contact Current Rating (Max)	3 A

Termination Features

Termination Post & Tail Length	3.18 mm[.125 in]
Termination Method to Printed Circuit Board	Through Hole - Solder

Mechanical Attachment

Mating Alignment Type	Polarization
Mating Alignment	With
Connector Mounting Type	Board Mount

Housing Features

Housing Material	Polyester
Centerline (Pitch)	2.54 mm[.1 in]

Dimensions

Profile Height from PCB	4.57 mm[.18 in]
Product Length	30.48 mm[1.2 in]
Row-to-Row Spacing	15.24 mm[.6 in]

Usage Conditions

Operating Temperature Range	-55 – 125 °C[-67 – 257 °F]
-----------------------------	----------------------------

Operation/Application

Circuit Application	Signal
---------------------	--------

Industry Standards

UL Flammability Rating	UL 94V-0
------------------------	----------

Packaging Features

--	--



Packaging Quantity	20
Packaging Method	Box & Tube, Tube

Product Compliance


[For compliance documentation, visit the product page on TE.com>](#)

EU RoHS Directive 2011/65/EU	Not Compliant
EU ELV Directive 2000/53/EC	Not Compliant
China RoHS 2 Directive MIIT Order No 32, 2016	Restricted Materials Above Threshold
EU REACH Regulation (EC) No. 1907/2006	Current ECHA Candidate List: JUNE 2024 (241) Candidate List Declared Against: JAN 2020 (205) Does not contain REACH SVHC
Halogen Content	Not Low Halogen - contains Br or Cl > 900 ppm.
Solder Process Capability	Wave solder capable to 265°C

Product Compliance Disclaimer

This information is provided based on reasonable inquiry of our suppliers and represents our current actual knowledge based on the information they provided. This information is subject to change. The part numbers that TE has identified as EU RoHS compliant have a maximum concentration of 0.1% by weight in homogenous materials for lead, hexavalent chromium, mercury, PBB, PBDE, DBP, BBP, DEHP, DIBP, and 0.01% for cadmium, or qualify for an exemption to these limits as defined in the Annexes of Directive 2011/65/EU (RoHS2). Finished electrical and electronic equipment products will be CE marked as required by Directive 2011/65/EU. Components may not be CE marked. Additionally, the part numbers that TE has identified as EU ELV compliant have a maximum concentration of 0.1% by weight in homogenous materials for lead, hexavalent chromium, and mercury, and 0.01% for cadmium, or qualify for an exemption to these limits as defined in the Annexes of Directive 2000/53/EC (ELV). Regarding the REACH Regulation, the information TE provides on SVHC in articles for this part number is based on the latest European Chemicals Agency (ECHA) 'Guidance on requirements for substances in articles' posted at this URL: <https://echa.europa.eu/guidance-documents/guidance-on-reach>

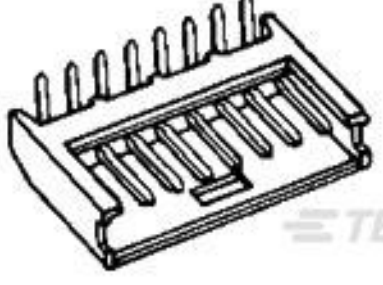
Customers Also Bought



TE Part #280390-1
2X8P MODU II SHRD HDR, RT ANG, TIN



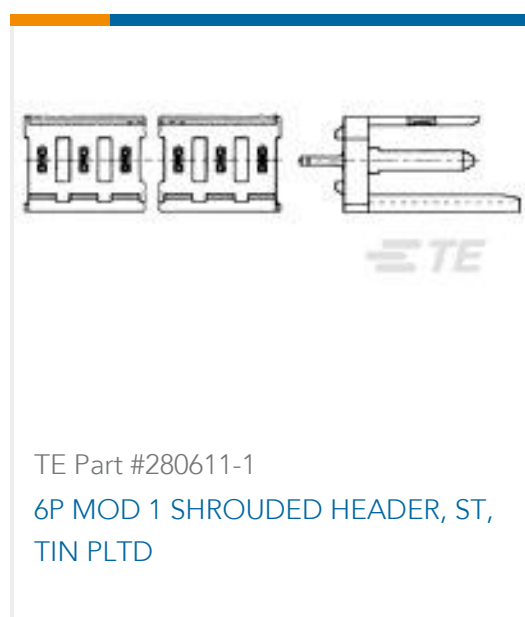
TE Part #280384-1
2X4P AMPMODU II SHRD HDR, ST, TIN



TE Part #280380-1
8P AMPMODU II SHRD HDR, RT ANG, TIN



TE Part #5-103168-6
16 MODII HDR DRST SHRD .100CL



Documents

Product Drawings

[524-AG10D-ES=SOCKET ASSY.](#)

English

CAD Files

[3D PDF](#)

3D

Customer View Model

[ENG_CVM_CVM_3-1437536-9_C.2d_dxf.zip](#)

English

Customer View Model

[ENG_CVM_CVM_3-1437536-9_C.3d_igs.zip](#)

English

Customer View Model

[ENG_CVM_CVM_3-1437536-9_C.3d_stp.zip](#)

English

By downloading the CAD file I accept and agree to the [Terms and Conditions](#) of use.

Datasheets & Catalog Pages

[DIP Sockets Quick Reference Guide \(EN\)](#)

English