

3-1415028-1 ✓ ACTIVE

SCHRACK | SCHRACK Miniature Relay PT


TE Internal #: 3-1415028-1

General Purpose Power Relay, Monostable, .76 W Coil, 192 ohm Coil Resistance, UL Coil Insulation Class F, SCHRACK Miniature Relay PT, Power Relays

[View on TE.com >](#)



Relays & Contactors > Relays > Power Relays



Relay Type: **General Purpose Power Relay**

Coil Magnetic System: **Monostable**

Coil Power Rating DC: **.76 W**

Coil Resistance: **192 Ω**

Coil Special Features: **UL Coil Insulation Class F**

Features

Product Type Features

Relay Type	General Purpose Power Relay
------------	-----------------------------

Configuration Features

Coil Special Features	UL Coil Insulation Class F
Contact Arrangement	4 Form C 4PDT-CO
Contact Number of Poles	4

Electrical Characteristics

Insulation Initial Dielectric Between Open Contacts	1200 Vrms
Contact Limiting Making Current	12 A
Contact Limiting Short-Time Current	300 A
Insulation Initial Dielectric Between Adjacent Contacts	2500 Vrms
Insulation Initial Dielectric Between Contacts & Coil	1200 Vrms
Contact Limiting Breaking Current	6 A
Coil Power Rating DC	.76 W
Coil Resistance	192 Ω
Coil Voltage Rating	12 VDC
Contact Current Rating	6 A
Contact Switching Load (Min)	10mA @ 12V



Contact Switching Voltage (Max)	240 VAC
---------------------------------	---------

Contact Voltage Rating	240 VAC
------------------------	---------

Body Features

Product Weight	30 g[1.058 oz]
----------------	----------------

Contact Features

Contact Material	AgNi90/10
------------------	-----------

Termination Features

Relay Connection Type	Plug-In
-----------------------	---------

Mechanical Attachment

Product Mount Type	Socket
--------------------	--------

Dimensions

Insulation Clearance Between Contact & Coil	3 mm
---	------

Insulation Creepage Between Contact & Coil	4 mm[.157 in]
--	---------------

Product Width	22.5 mm[.885 in]
---------------	------------------

Product Length	28 mm[1.1 in]
----------------	---------------

Product Height	29 mm[1.14 in]
----------------	----------------

Usage Conditions

Environmental Category of Protection	RTII
--------------------------------------	------

Environmental Ambient Temperature (Max)	70 °C[158 °F]
---	---------------

Operating Temperature Range	-40 – 70 °C
-----------------------------	-------------

Operation/Application

Actuating System	DC
------------------	----

Indicator Type	LED
----------------	-----

Coil Magnetic System	Monostable
----------------------	------------

Packaging Features

Packaging Method	Carton & Tube
------------------	---------------

Other

Length Class (Mechanical)	25 – 30 mm
---------------------------	------------

Height Class (Mechanical)	25 – 30 mm
---------------------------	------------

Coil Power Rating Class	.6 – .8 W
-------------------------	-----------

Width Class (Mechanical)	20 – 25 mm
--------------------------	------------

Contact Current Class	5 – 10 A
-----------------------	----------

Product Compliance

[For compliance documentation, visit the product page on TE.com>](#)

EU RoHS Directive 2011/65/EU	Compliant with Exemptions
EU ELV Directive 2000/53/EC	Compliant
China RoHS 2 Directive MIIT Order No 32, 2016	Restricted Materials Above Threshold
EU REACH Regulation (EC) No. 1907/2006	Current ECHA Candidate List: JUNE 2024 (241) Candidate List Declared Against: JUNE 2024 (241) Does not contain REACH SVHC
Halogen Content	Not Low Halogen - contains Br or Cl > 900 ppm.
Solder Process Capability	Hand solderable with lead free solder

















Product Compliance Disclaimer

This information is provided based on reasonable inquiry of our suppliers and represents our current actual knowledge based on the information they provided. This information is subject to change. The part numbers that TE has identified as EU RoHS compliant have a maximum concentration of 0.1% by weight in homogenous materials for lead, hexavalent chromium, mercury, PBB, PBDE, DBP, BBP, DEHP, DIBP, and 0.01% for cadmium, or qualify for an exemption to these limits as defined in the Annexes of Directive 2011/65/EU (RoHS2). Finished electrical and electronic equipment products will be CE marked as required by Directive 2011/65/EU. Components may not be CE marked. Additionally, the part numbers that TE has identified as EU ELV compliant have a maximum concentration of 0.1% by weight in homogenous materials for lead, hexavalent chromium, and mercury, and 0.01% for cadmium, or qualify for an exemption to these limits as defined in the Annexes of Directive 2000/53/EC (ELV). Regarding the REACH Regulation, the information TE provides on SVHC in articles for this part number is based on the latest European Chemicals Agency (ECHA) 'Guidance on requirements for substances in articles' posted at this URL: <https://echa.europa.eu/guidance-documents/guidance-on-reach>


Compatible Parts






 <p>TE Part # 1816124-1 PT17024</p>	 <p>TE Part # 5-1415036-1 PTML0024</p>	 <p>TE Part # 9-1415036-1 PTMT00A0</p>	 <p>TE Part # 4-1415033-1 PT78740</p>
 <p>TE Part # 5-1415037-1 PT17016</p>	 <p>TE Part # 5-1419111-9 PT28800</p>	 <p>TE Part # 3-1415043-1 PT78604</p>	 <p>TE Part # 1393162-1 PT28802</p>
 <p>TE Part # 2-1415036-1 PTMG0024</p>	 <p>TE Part # 4-1415043-1 PT78600</p>	 <p>TE Part # 5-1415034-1 PT78741</p>	 <p>TE Part # 6-1415036-1 PTML0524</p>
 <p>TE Part # 3-1415036-1 PTMG0524</p>	 <p>TE Part # 1415037-1 PTMT00L0</p>	 <p>TE Part # 1860214-1 PT170P1 Jumper Link</p>	 <p>TE Part # 1860517-5 PT170R6 Jumper Bar</p>

Also in the Series | **SCHRACK Miniature Relay PT**



Power Relays(158)

Customers Also Bought



Documents

CAD Files

3D PDF

3D

Customer View Model

[ENG_CVM_CVM_3-1415028-1_O.2d_dxf.zip](#)

English

Customer View Model

[ENG_CVM_CVM_3-1415028-1_O.3d_igs.zip](#)

English

Customer View Model

[ENG_CVM_CVM_3-1415028-1_O.3d_stp.zip](#)

English

By downloading the CAD file I accept and agree to the [Terms and Conditions](#) of use.

Datasheets & Catalog Pages

Miniature Relay PT

English

Product Specifications



Definitions General Purpose Relays

English

Agency Approvals

VDE Certificate

English