

V23101D 108A201 ✓ ACTIVE

Axicom | Axicom W11 Relay V23101

TE Internal #: 3-1393779-9

Signal Relays, 120 VDC Contact Voltage, 125 VAC Contact Voltage, 446mW Coil Power Rating DC, Printed Circuit Board, Axicom W11 Relay V23101

[View on TE.com >](#)



Relays & Contactors > Relays > Signal Relays



Contact Voltage Rating: **120 VDC**

Coil Power Rating DC: **446 mW**

Product Mount Type: **Printed Circuit Board**

Coil Voltage Rating: **18 VDC**

Features

Configuration Features

Contact Arrangement	2 Form C (CO)
Contact Number of Poles	1

Electrical Characteristics

Insulation Initial Dielectric Between Open Contacts	750 Vrms
Contact Limiting Making Current	1.25 A
Contact Limiting Short-Time Current	1.25 A
Contact Limiting Continuous Current	1.25 A
Insulation Initial Dielectric Between Contacts & Coil	1000 Vrms
Insulation Initial Resistance	1000000 MΩ
Contact Limiting Breaking Current	1.25 A
Contact Switching Load (Min)	10mA @ .02V
Coil Resistance	1620 Ω
Contact Voltage Rating	120 VDC
Coil Power Rating DC	446 mW
Coil Voltage Rating	18 VDC
Contact Current Rating	2 A
Contact Switching Voltage (Max)	120 VDC

Body Features

Product Weight	4 g[.141 oz]
----------------	--------------



Contact Features

Contact Plating Material	Gold
Contact Material	Silver Palladium (AgPd) Alloy

Termination Features

Relay Connection Type	PCB Termination
Terminal Configuration	PCB Pins

Mechanical Attachment

Product Mount Type	Printed Circuit Board
--------------------	-----------------------

Dimensions

Product Width	10 mm[.393 in]
Product Length	15.4 mm[.606 in]
Product Height	11.5 mm[.452 in]

Usage Conditions

Environmental Category of Protection	RTIII
Environmental Ambient Temperature (Max)	85 °C[85 °F]
Operating Temperature Range	-40 – 85 °C

Operation/Application

Actuating System	DC
Solder Process	Wave Solder
Performance Type	Standard
Coil Magnetic System	Monostable

Packaging Features

Packaging Method	Box & Tube, Tube
------------------	------------------

Other

Length Class (Mechanical)	14 – 16 mm
Environmental Ambient Temperature Class	70 – 85 °C
Height Class (Mechanical)	11 – 12 mm
Coil Power Rating Class	150 – 200 mW
Width Class (Mechanical)	10 – 12 mm
Contact Current Class	0 – 2 A

Product Compliance



[For compliance documentation, visit the product page on TE.com>](#)

EU RoHS Directive 2011/65/EU	Compliant
EU ELV Directive 2000/53/EC	Compliant
China RoHS 2 Directive MIIT Order No 32, 2016	No Restricted Materials Above Threshold
EU REACH Regulation (EC) No. 1907/2006	Current ECHA Candidate List: JUNE 2024 (241) Candidate List Declared Against: JAN 2024 (240) Does not contain REACH SVHC
Halogen Content	Low Halogen - Br, Cl, F, I < 900 ppm per homogenous material. Also BFR/CFR/PVC Free
Solder Process Capability	Wave solder capable to 265°C


Product Compliance Disclaimer

This information is provided based on reasonable inquiry of our suppliers and represents our current actual knowledge based on the information they provided. This information is subject to change. The part numbers that TE has identified as EU RoHS compliant have a maximum concentration of 0.1% by weight in homogenous materials for lead, hexavalent chromium, mercury, PBB, PBDE, DBP, BBP, DEHP, DIBP, and 0.01% for cadmium, or qualify for an exemption to these limits as defined in the Annexes of Directive 2011/65/EU (RoHS2). Finished electrical and electronic equipment products will be CE marked as required by Directive 2011/65/EU. Components may not be CE marked. Additionally, the part numbers that TE has identified as EU ELV compliant have a maximum concentration of 0.1% by weight in homogenous materials for lead, hexavalent chromium, and mercury, and 0.01% for cadmium, or qualify for an exemption to these limits as defined in the Annexes of Directive 2000/53/EC (ELV). Regarding the REACH Regulation, the information TE provides on SVHC in articles for this part number is based on the latest European Chemicals Agency (ECHA) 'Guidance on requirements for substances in articles' posted at this URL: <https://echa.europa.eu/guidance-documents/guidance-on-reach>

Compatible Parts



Also in the Series | [Axicom W11 Relay V23101](#)



Signal Relays(25)

Customers Also Bought



TE Part #1558676-6
T9GS1L24-22



TE Part #TAB62246501-040
M12B2-MR-PUR TORSION-4.0M



TE Part #2842104-8
8P,2MM,BRK HDR,SRVT,SMD,0.76AU, TR W/CAP



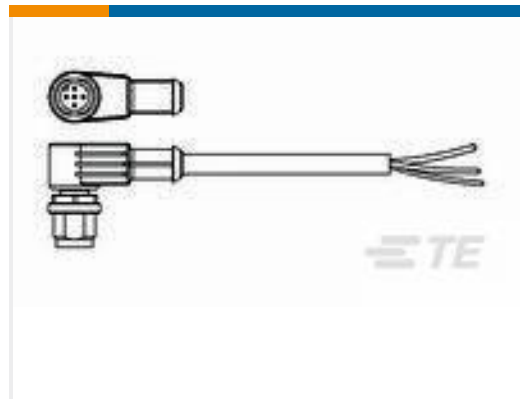
TE Part #2-2364570-8
AVH19 FLT SS LK RNG R&B 24V16A



TE Part #T1349160120-000
H16A-TGH-M20




TE Part #EJ1953-000
06151413



TE Part #2273076-3
M12 x 1.0 angled plug pigt A



TE Part #6-2213766-9
AV19 DPL 3A POWER LED YELLOW 12V



TE Part #5-2176408-3
3560 5M6 5%



TE Part #AKA012N00410100000
623 EXTENSION, SPEEDTEC

Documents

CAD Files

Customer View Model

[ENG_CVM_CVM_3-1393779-9_B1.3d_igs.zip](#)

English

Customer View Model

[ENG_CVM_CVM_3-1393779-9_B1.3d_stp.zip](#)

English

Customer View Model

[ENG_CVM_CVM_3-1393779-9_B1.2d_dxf.zip](#)



English

[3D PDF](#)

[3D](#)

By downloading the CAD file I accept and agree to the [Terms and Conditions](#) of use.

Product Specifications

[Product Specification](#)

English

[Definitions General Purpose Relays](#)

English