

3-100141-0 ✓ ACTIVE

Z-PACK | Z-PACK 2mm HM

TE Internal #: 3-100141-0


Hard Metric Backplane Connectors, PCB Mount Header, 1 Gb/s, 25 Column, 5 Row, Traditional Backplane, 125 Position, Z-PACK 2mm HM

[View on TE.com >](#)



[Connectors >](#) [PCB Connectors >](#) [Backplane Connectors >](#) [Hard Metric Backplane Connectors >](#)

Hard Metric Male Connector: Traditional Backplane, Mezzanine, 2mm



PCB Connector Assembly Type: **PCB Mount Header**

Data Rate: **1 Gb/s**

Number of Columns: **25**

Number of Rows: **5**

Backplane Architecture: **Traditional Backplane**

[All Hard Metric Male Connector: Traditional Backplane, Mezzanine, 2mm \(124\)](#)

Features

Product Type Features

| | |
|-----------------------------------|-----------------------|
| PCB Connector Assembly Type | PCB Mount Header |
| Connector System | Board-to-Board |
| Sealable | No |
| Connector & Contact Terminates To | Printed Circuit Board |

Configuration Features

| | |
|------------------------|-----------------------|
| Number of Columns | 25 |
| Number of Rows | 5 |
| Backplane Architecture | Traditional Backplane |
| Number of Positions | 125 |
| PCB Mount Orientation | Vertical |

Signal Characteristics

| | |
|-----------|--------|
| Data Rate | 1 Gb/s |
|-----------|--------|



Body Features

| | |
|-----------------------|------|
| Primary Product Color | Gray |
|-----------------------|------|

Contact Features

| | |
|--|--|
| CompactPCI Designation | None |
| Contact Type | Pin |
| Contact Mating Area Plating Material | Gold |
| Contact Mating Area Plating Material Thickness | .76 μm [30 μin] |
| Contact Current Rating (Max) | 1.5 A |

Mechanical Attachment

| | |
|-------------------------|-------------|
| Connector Mounting Type | Board Mount |
|-------------------------|-------------|

Housing Features

| | |
|--------------------|--------------|
| Centerline (Pitch) | 2 mm[.07 in] |
|--------------------|--------------|

Usage Conditions

| | |
|-----------------------------|--|
| Operating Temperature Range | -55 – 125 $^{\circ}\text{C}$ [-67 – 257 $^{\circ}\text{F}$] |
|-----------------------------|--|

Operation/Application

| | |
|---------------------|--------|
| Circuit Application | Signal |
|---------------------|--------|

Packaging Features

| | |
|------------------|------|
| Packaging Method | Tube |
|------------------|------|

Product Compliance

[For compliance documentation, visit the product page on TE.com>](#)

| | |
|---|---|
| EU RoHS Directive 2011/65/EU | Not Compliant |
| EU ELV Directive 2000/53/EC | Compliant with Exemptions |
| China RoHS 2 Directive MIIT Order No 32, 2016 | Restricted Materials Above Threshold |
| EU REACH Regulation (EC) No. 1907/2006 | Current ECHA Candidate List: JUNE 2023 (235) Candidate List Declared Against: JUNE 2023 (235) SVHC > Threshold: Pb (13% in Component Part) Article Safe Usage Statements: Do not eat, drink or smoke when using this product. Wash thoroughly after handling. Recycle if possible and dispose of the article by following all applicable governmental regulations relevant to your geographic location. |
| Halogen Content | Not Low Halogen - contains Br or Cl > 900 ppm. |


Solder Process Capability

Not applicable for solder process capability


Product Compliance Disclaimer

This information is provided based on reasonable inquiry of our suppliers and represents our current actual knowledge based on the information they provided. This information is subject to change. The part numbers that TE has identified as EU RoHS compliant have a maximum concentration of 0.1% by weight in homogenous materials for lead, hexavalent chromium, mercury, PBB, PBDE, DBP, BBP, DEHP, DIBP, and 0.01% for cadmium, or qualify for an exemption to these limits as defined in the Annexes of Directive 2011/65/EU (RoHS2). Finished electrical and electronic equipment products will be CE marked as required by Directive 2011/65/EU. Components may not be CE marked. Additionally, the part numbers that TE has identified as EU ELV compliant have a maximum concentration of 0.1% by weight in homogenous materials for lead, hexavalent chromium, and mercury, and 0.01% for cadmium, or qualify for an exemption to these limits as defined in the Annexes of Directive 2000/53/EC (ELV). Regarding the REACH Regulation, the information TE provides on SVHC in articles for this part number is based on the latest European Chemicals Agency (ECHA) 'Guidance on requirements for substances in articles' posted at this URL: <https://echa.europa.eu/guidance-documents/guidance-on-reach>

Also in the Series | Z-PACK 2mm HM




Backplane Connector Housings(4)



Backplane Power Connectors(6)




Connector Caps & Covers(62)



Connector Contacts(2)



Connector Hardware(97)



Hard Metric Backplane Connectors (267)



High Speed Backplane Connectors(1)

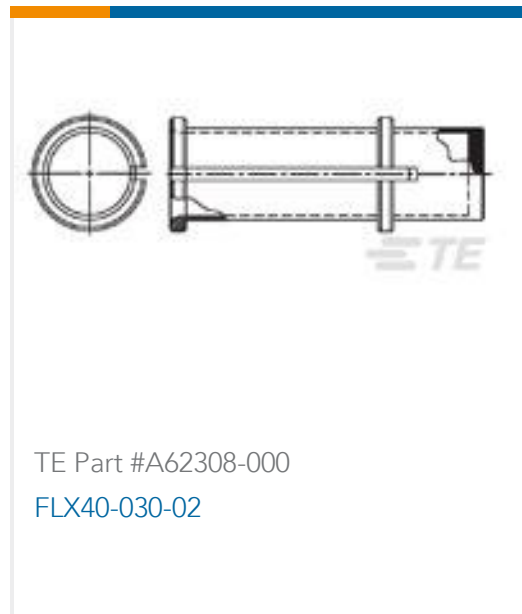
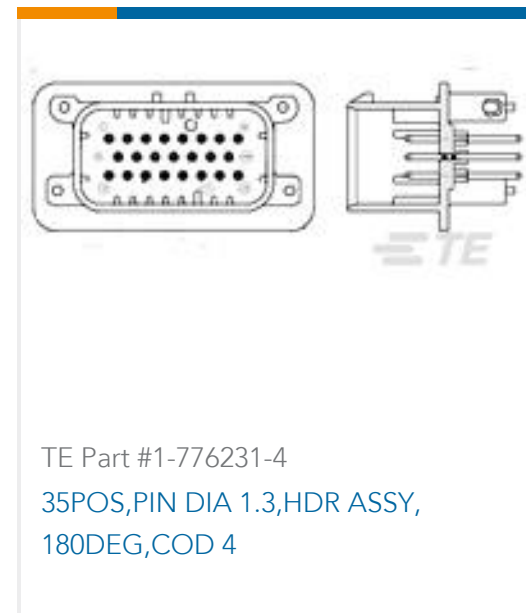


Insertion & Extraction Tools(2)



Rectangular Power Connectors(87)

Customers Also Bought



Documents

Product Drawings

Z-PACK/B MALE HDR 125P, 2MM HM

English

CAD Files

3D PDF

3D

Customer View Model

[ENG_CVM_CVM_3-100141-0_F.2d_dxf.zip](#)

English

Customer View Model

[ENG_CVM_CVM_3-100141-0_F.3d_igs.zip](#)

English

Customer View Model

[ENG_CVM_CVM_3-100141-0_F.3d_stp.zip](#)

English

By downloading the CAD file I accept and agree to the [Terms and Conditions](#) of use.

Product Specifications

Product Specification

English