

Relay Module - PLC-RPT- 24DC/2X21/FG - 2910537

Please be informed that the data shown in this PDF Document is generated from our Online Catalog. Please find the complete data in the user's documentation. Our General Terms of Use for Downloads are valid (<http://phoenixcontact.com/download>)



PLC-INTERFACE, consisting of a relay base and pluggable safety relay with force-guided contacts in accordance with DIN EN 50205, Push-in connection, 2 changeover contacts, forcibly actuated, Input voltage: 24 V DC

Product Description

The force-guided coupling relay module is approved for industrial control equipment in accordance with UL 508 (cULus listed). The requirements for Type A in accordance with DIN EN 50205 are satisfied if the circuit is designed as 1 N/O contact / 1 N/C contact.



Key Commercial Data

Packing unit	10 pc
GTIN	
GTIN	4055626486055

Technical data

Note

Utilization restriction	EMC: class A product, see manufacturer's declaration in the download area
-------------------------	---

Dimensions

Width	14 mm
Height	80 mm
Depth	104 mm

Ambient conditions

Ambient temperature (operation)	-20 °C ... 60 °C
Ambient temperature (storage/transport)	-20 °C ... 85 °C
Maximum altitude	2000 m
Degree of protection	IP20 (Relay base)
	RT II (Relay)

Coil side

Nominal input voltage U_N	24 V DC
-----------------------------	---------

Relay Module - PLC-RPT- 24DC/2X21/FG - 2910537

Technical data

Coil side

Input voltage range in reference to U_N	see diagram
Typical input current at U_N	30 mA
Typical response time	10 ms
Typical release time	10 ms
Coil voltage	24 V DC
Protective circuit	Damping diode
Operating voltage display	Yellow LED

Contact side

Contact type	2 changeover contacts, forcibly actuated
Type of switch contact	Single contact
Contact material	AgNi
Force-guided contacts in accordance with EN 50205	Type B
Maximum switching voltage	250 V AC/DC
Minimum switching voltage	5 V (10 mA)
Min. switching current	10 mA (5 V)
Maximum inrush current	6 A
Limiting continuous current	6 A
Interrupting rating (ohmic load) max.	144 W (24 V DC)
	288 W (48 V DC)
	88 W (110 V DC)
	110 W (220 V DC)
	1500 VA (250 V AC)
Switching capacity min.	150 mW
Switching capacity	3 A (24 V, DC13)
	3 A (230 V, AC15)

General

Test voltage relay winding/relay contact	4 kV _{rms} (50 Hz, 1 min.)
Test voltage PDT/PDT	2.5 kV _{rms} (50 Hz, 1 min.)
Operating mode	100% operating factor
Degree of protection	IP20 (Relay base)
	RT II (Relay)
Mechanical service life	approx. 10 ⁷ cycles
UL, USA	UL 508
	UL 508 Recognized
UL, USA/Canada	cUL 508
	cUL 508 Recognized
Mounting position	any
Assembly instructions	In rows with zero spacing
B_{10d}	600000 Cycles (AC1; 250 V / 6 A; 1 NO)

Relay Module - PLC-RPT- 24DC/2X21/FG - 2910537

Technical data

General

	900000 Cycles (AC1; 250 V / 3 A; 1 NO)
	1800000 Cycles (AC1; 250 V / 1,5 A; 1 NO)
	180000 Cycles (AC15; 250 V / 3 A; 1 NO)
	560000 Cycles (AC15; 250 V / 2 A; 1 NO)
	4600000 Cycles (AC15; 250 V / 0,75 A; 1 NO)
	360000 Cycles (DC13; 24 V / 3 A; 1 NO)
	740000 Cycles (DC13; 24 V / 1,5 A; 1 NO)
	4200000 Cycles (DC13; 24 V / 0,75 A; 1 NO)

Connection data

Connection name	Coil side
Connection method	Push-in connection
Stripping length	8 mm
Conductor cross section solid	0.14 mm ² ... 2.5 mm ²
Conductor cross section flexible	0.14 mm ² ... 2.5 mm ²
	0.2 mm ² ... 2.5 mm ² (Single ferrule)
	2x 0.5 mm ² ... 1 mm ² (TWIN ferrule)
Conductor cross section AWG	26 ... 14

Connection data 2

Connection name	Contact side
Connection method	Push-in connection
Stripping length	8 mm
Conductor cross section solid	0.14 mm ² ... 2.5 mm ²
Conductor cross section flexible	0.14 mm ² ... 2.5 mm ²
	0.2 mm ² ... 2.5 mm ² (Single ferrule)
	2x 0.5 mm ² ... 1 mm ² (TWIN ferrule)
Conductor cross section AWG	26 ... 14

Standards and Regulations

Designation	Standards/regulations
Standards/regulations	EN 50178
Rated insulation voltage	250 V AC
Rated surge voltage	6 kV
Insulation	Safe isolation, reinforced insulation
Degree of pollution	2
Overvoltage category	III
UL, USA	UL 508
	UL 508 Recognized
UL, USA/Canada	cUL 508
	cUL 508 Recognized

Environmental Product Compliance

Relay Module - PLC-RPT- 24DC/2X21/FG - 2910537

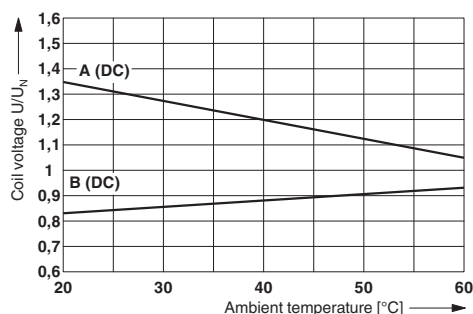
Technical data

Environmental Product Compliance

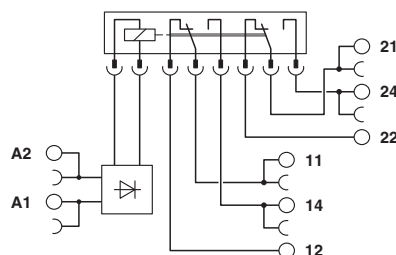
China RoHS	Environmentally Friendly Use Period = 50
	For details about hazardous substances go to tab "Downloads", Category "Manufacturer's declaration"

Drawings

Diagram



Circuit diagram



Curve A: maximum continuous voltage at limiting continuous current
 Curve B: minimum pick-up voltage for pre-excitation with U_N and limiting continuous current

Articles in set

Safety relays - REL-SR- 24DC/2X21/FG - 2908777



Safety relay with forcibly guided contacts in acc. with DIN EN 50205, contact type 2 PDTs. The requirements for type A in accordance with EN 50205 are fulfilled when the wiring topology is 1 NO / 1 NC.

Approvals

Approvals

Approvals






UL Listed / cUL Listed / EAC / DNV GL / cULus Listed

Ex Approvals

Approval details

Relay Module - PLC-RPT- 24DC/2X21/FG - 2910537

Approvals

UL Listed		http://database.ul.com/cgi-bin/XYV/template/LISEXT/1FRAME/index.htm	FILE E 172140
cUL Listed		http://database.ul.com/cgi-bin/XYV/template/LISEXT/1FRAME/index.htm	FILE E 172140
EAC			RU C- DE.A*30.B.01082
DNV GL		https://approvalfinder.dnvgl.com/	TAE0000196-02
cULus Listed			

Phoenix Contact 2019 © - all rights reserved
<http://www.phoenixcontact.com>

PHOENIX CONTACT GmbH & Co. KG
Flachsmarktstr. 8
32825 Blomberg
Germany
Tel. +49 5235 300
Fax +49 5235 3 41200
<http://www.phoenixcontact.com>