

Type 2 surge protection device - VAL-US-277/80/3+1V-FM - 2910379

Please be informed that the data shown in this PDF Document is generated from our Online Catalog. Please find the complete data in the user's documentation. Our General Terms of Use for Downloads are valid (<http://phoenixcontact.com/download>)




Surge protective device, four channel with remote indicator contact for 277/480 V AC, 4-wire plus ground.

Why buy this product

- ✓ With floating remote indication contact
- ✓ UL open terminal listed SPD
- ✓ Plugs can be checked with CHECKMASTER
- ✓ Secure hold of plugs in the event of high lightning current loads and strong vibrations thanks to new latching
- ✓ Optical, mechanical status indication for the individual arresters
- ✓ Disconnect device on each individual plug
- ✓ Type 2 consistent plug-in surge arresters
- ✓ Multi-channel type 2 arresters
- ✓ Mechanical coding of all slots



Key Commercial Data

Packing unit	1 STK
GTIN	 4 055626 445175
GTIN	4055626445175

Technical data

Dimensions

Height	98.7 mm
Width	71.2 mm
Depth	65.5 mm
Horizontal pitch	4 Div.

Ambient conditions

Degree of protection	IP20 (only when all terminal points are used)
----------------------	---

Type 2 surge protection device - VAL-US-277/80/3+1V-FM - 2910379

Technical data

Ambient conditions

Ambient temperature (operation)	-40 °C ... 80 °C
Ambient temperature (storage/transport)	-40 °C ... 80 °C
Altitude	≤ 2000 m (amsl (above mean sea level))
Permissible humidity (operation)	5 % ... 95 %
Shock (operation)	30g (Half-sine / 11 ms / 3x ±X, ±Y, ±Z)
Vibration (operation)	7.5g (10 ... 500 Hz / 2.5 h / X, Y, Z)

General

IEC test classification	II
	T2
EN type	T2
IEC power supply system	TN-S
Mode of protection	L-N
	L-PE
	N-PE
Mounting type	DIN rail: 35 mm
Color	jet black RAL 9005
Housing material	PA 6.6
	PBT
Degree of pollution	2
Flammability rating according to UL 94	V-0
Type	DIN rail module, two-section, divisible
Number of positions	4
Surge protection fault message	Optical, remote indicator contact

Protective circuit

Nominal voltage U_N	240/415 V AC (TN-S)
Nominal frequency f_N	50 Hz (60 Hz)
Maximum continuous operating voltage U_C (L-N)	385 V AC
Maximum continuous voltage U_C (N-PE)	358 V AC
Residual current I_{PE}	≤ 600 μA
Nominal discharge current I_n (8/20) μs	40 kA
Maximum discharge current I_{max} (8/20) μs	80 kA
Short-circuit current rating I_{SCCR}	25 kA
Voltage protection level U_p (L-N)	≤ 2 kV
Voltage protection level U_p (L-PE)	≤ 4 kV
Voltage protection level U_p (N-PE)	≤ 2 kV
Residual voltage U_{res} (L-N)	≤ 2 kV (at I_n)
	≤ 1.4 kV (at 10 kA)
	≤ 1.25 kV (at 5 kA)
	≤ 1.2 kV (at 3 kA)

Type 2 surge protection device - VAL-US-277/80/3+1V-FM - 2910379

Technical data

Protective circuit

Residual voltage U_{res} (N-PE)	≤ 2 kV (at I_n)
	≤ 1.5 kV (at 10 kA)
	≤ 1.4 kV (at 5 kA)
	≤ 1.3 kV (at 3 kA)
TOV behavior at U_T (L-N)	480 V AC (5 s / withstand mode)
	530 V AC (120 min / safe failure mode)
Max. backup fuse with branch wiring	125 A (gG)

Indicator/remote signaling

Switching function	PDT contact
Operating voltage	5 V AC ... 250 V AC
	30 V DC
Operating current	5 mA AC ... 1.5 A AC
	1 A DC
Connection method	Plug-in/screw connection via COMBICON
Screw thread	M2
Tightening torque	0.25 Nm
Stripping length	7 mm
Conductor cross section flexible	0.14 mm ² ... 1.5 mm ²
Conductor cross section solid	0.14 mm ² ... 1.5 mm ²
Conductor cross section AWG	28 ... 16

Connection data

Connection method	Screw connection
Screw thread	M5
Tightening torque	3 Nm (1,5 mm ² ... 16 mm ²)
	4.5 Nm (25 mm ² ... 35 mm ²)
Stripping length	16 mm
Conductor cross section flexible	1.5 mm ² ... 25 mm ²
Conductor cross section solid	1.5 mm ² ... 35 mm ²
Conductor cross section AWG	15 ... 2
Connection method	Fork-type cable lug
Conductor cross section flexible	1.5 mm ² ... 16 mm ²

UL specifications

SPD Type	1
Maximum continuous operating voltage MCOV (L-L)	750 V AC
Maximum continuous operating voltage MCOV (L-N)	385 V AC
Maximum continuous operating voltage MCOV (L-G)	750 V AC
Maximum continuous operating voltage MCOV (N-G)	385 V AC
Nom. voltage	277/480 V AC
Mode of protection	L-N

Type 2 surge protection device - VAL-US-277/80/3+1V-FM - 2910379

Technical data

UL specifications

	N-G
	L-G
	L-L
Power distribution system	3Y
Nominal frequency	50/60 Hz
Voltage protection rating VPR (L-L)	2500 V
Voltage protection rating VPR (L-N)	1500 V
Voltage protection rating VPR (L-G)	2500 V
Voltage protection rating VPR (N-G)	1200 V
Nominal discharge current I_n	20 kA
Maximum Surge Current per Phase	80 kA
Short-circuit current rating (SCCR)	200 kA

UL indicator/remote signaling

Operating voltage	125 V AC
Operating current	1 A AC
Tightening torque	2 lb _F -in. ... 4 lb _F -in.
Conductor cross section AWG	30 ... 14

UL connection data

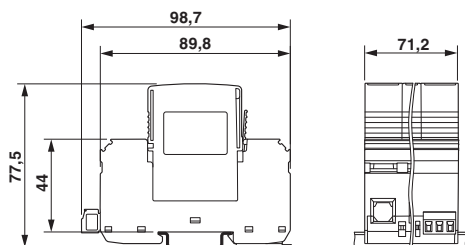
Conductor cross section AWG	10 ... 2
Tightening torque	30 lb _F -in.

Standards and Regulations

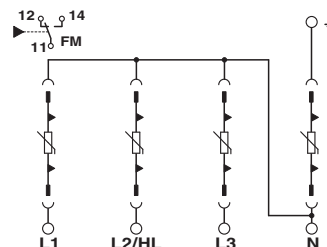
Standards/regulations	IEC 61643-11 2011
	EN 61643-11 2012

Drawings

Dimensional drawing



Circuit diagram



Approvals

Approvals

Type 2 surge protection device - VAL-US-277/80/3+1V-FM - 2910379




Approvals

Approvals

UL Listed / cUL Listed / cULus Listed

Ex Approvals

Approval details

UL Listed		http://database.ul.com/cgi-bin/XYV/template/LISEXT/1FRAME/index.htm	FILE E 330181
cUL Listed		http://database.ul.com/cgi-bin/XYV/template/LISEXT/1FRAME/index.htm	FILE E 330181
cULus Listed		http://database.ul.com/cgi-bin/XYV/template/LISEXT/1FRAME/index.htm	

Phoenix Contact 2018 © - all rights reserved
<http://www.phoenixcontact.com>

PHOENIX CONTACT GmbH & Co. KG
Flachsmarktstr. 8
32825 Blomberg
Germany
Tel. +49 5235 300
Fax +49 5235 3 41200
<http://www.phoenixcontact.com>