

PCB terminal block - MKDSO 2,5/ 2-R BK VPE200 - 2909785

Please be informed that the data shown in this PDF Document is generated from our Online Catalog. Please find the complete data in the user's documentation. Our General Terms of Use for Downloads are valid (<http://phoenixcontact.com/download>)




PCB terminal block, nominal current: 24 A, nom. voltage: 400 V, connection method: Screw connection with tension sleeve, mounting: Wave soldering, conductor/PCB connection direction: 0 °

Why buy this product

- PCB terminal block for ME/ME MAX electronics housing
- 5 mm pitch
- PCB terminal block orthogonal to the PCB



Key Commercial Data

Packing unit	200 STK
GTIN	 4 017918 412852
GTIN	4017918412852

Technical data

Dimensions

Length [l]	15.3 mm
Constructional height	18 mm
Pin dimensions	0,8 x 1
Hole diameter	1.4 mm

General

Rated surge voltage (III/3)	4 kV
Rated surge voltage (III/2)	4 kV
Rated surge voltage (II/2)	4 kV
Rated voltage (III/3)	320 V
Rated voltage (III/2)	400 V
Rated voltage (II/2)	630 V
Connection in acc. with standard	EN-VDE
Nominal current I _N	24 A

PCB terminal block - MKDSO 2,5/ 2-R BK VPE200 - 2909785

Technical data

General

Nominal cross section	2.5 mm ²
Maximum load current	24 A
Flammability rating according to UL 94	V0
Internal cylindrical gage	A2
Stripping length	8 mm
Screw thread	M3
Tightening torque, min	0.5 Nm
Tightening torque max	0.6 Nm

Connection data

Conductor cross section solid min.	0.14 mm ²
Conductor cross section solid max.	2.5 mm ²
Conductor cross section flexible min.	0.14 mm ²
Conductor cross section flexible max.	2.5 mm ²
Conductor cross section AWG min.	26
Conductor cross section AWG max.	14
2 conductors with same cross section, solid min.	0.14 mm ²
2 conductors with same cross section, solid max.	0.75 mm ²
2 conductors with same cross section, stranded min.	0.14 mm ²
2 conductors with same cross section, stranded max.	0.75 mm ²
2 conductors with same cross section, stranded, ferrules without plastic sleeve, min.	0.25 mm ²
2 conductors with same cross section, stranded, ferrules without plastic sleeve, max.	0.75 mm ²
2 conductors with same cross section, stranded, TWIN ferrules with plastic sleeve, min.	0.5 mm ²
2 conductors with same cross section, stranded, TWIN ferrules with plastic sleeve, max.	1.5 mm ²

Standards and Regulations

Connection in acc. with standard	EN-VDE
	CSA
Flammability rating according to UL 94	V0

Environmental Product Compliance

China RoHS	Environmentally Friendly Use Period = 50
	For details about hazardous substances go to tab "Downloads", Category "Manufacturer's declaration"

Approvals

Approvals

PCB terminal block - MKDSO 2,5/ 2-R BK VPE200 - 2909785


Approvals


Approvals


CSA / VDE Gutachten mit Fertigungsüberwachung / IECEE CB Scheme / cULus Recognized / EAC


Ex Approvals

Approval details

CSA		http://www.csagroup.org/services-industries/product-listing/	13631
		B	D
mm ² /AWG/kcmil		28-12	28-12
Nominal current IN		10 A	10 A
Nominal voltage UN		300 V	300 V

VDE Gutachten mit Fertigungsüberwachung		http://www2.vde.com/de/Institut/Online-Service/VDE-gepruefteProdukte/Seiten/Online-Suche.aspx	40023968
mm ² /AWG/kcmil		0.2-2.5	
Nominal current IN		24 A	
Nominal voltage UN		450 V	

IECEE CB Scheme		http://www.iecee.org/	CB DE1-60046
mm ² /AWG/kcmil		2.5	
Nominal current IN		24 A	
Nominal voltage UN		450 V	

cULus Recognized		http://database.ul.com/cgi-bin/XYV/template/LISEXT/1FRAME/index.htm	E60425-19770427
		B	D
mm ² /AWG/kcmil		30-12	30-12
Nominal current IN		20 A	10 A
Nominal voltage UN		300 V	300 V

PCB terminal block - MKDSO 2,5/ 2-R BK VPE200 - 2909785

Approvals

EAC



B.01742

Phoenix Contact 2018 © - all rights reserved
<http://www.phoenixcontact.com>

PHOENIX CONTACT GmbH & Co. KG
Flachsmarktstr. 8
32825 Blomberg
Germany
Tel. +49 5235 300
Fax +49 5235 3 41200
<http://www.phoenixcontact.com>