

Surge protection device - TTC-6-2X1-M-EX-24DC-UT-I



2906821

<https://www.phoenixcontact.com/us/products/2906821>

Please be informed that the data shown in this PDF document is generated from our Online Catalog. Please find the complete data in the user documentation. Our General Terms of Use for Downloads are valid.



Surge protection with integrated status indicator and disconnect knife for a 2-wire Ex i signal circuit with common reference potential.

Your advantages

- Space-saving and cost-saving with a narrow overall width of just 6 mm
- Continuous monitoring of protective devices, plus mechanical status indicator with optional remote signaling
- Finding the right product for all possible requirements in MCR applications is easy, thanks to the complete range of products with customized features
- Signal circuits easily interrupted for maintenance work, thanks to vertical knife disconnection

Commercial Data

Item number	2906821
Packing unit	1 pc
Minimum order quantity	1 pc
Note	Made to Order (non-returnable)
Sales Key	C07
Product Key	CL2263
Catalog Page	Page 157 (C-4-2019)
GTIN	4055626135847
Weight per Piece (including packing)	62.2 g
Weight per Piece (excluding packing)	35.92 g
Customs tariff number	85363010
Country of origin	DE

Technical Data

Product properties

IEC test classification	C1
	C2
	C3
	D1
Type	DIN rail module, one-piece
Product type	Surge protection for MCR technology

Insulation characteristics

Overvoltage category	III
Pollution degree	2

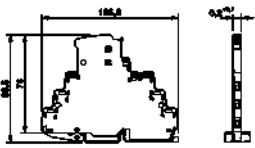
Connection data

Connection method	Screw connection
Screw thread	M3
Tightening torque	0.5 Nm ... 0.6 Nm
Conductor cross section flexible	0.2 mm ² ... 2.5 mm ²
Conductor cross section solid	0.2 mm ² ... 4 mm ²
Conductor cross section AWG	24 ... 12

Ex data

Maximum inner capacitance C_i	negligible
Max. internal inductance L_i	negligible
Max. input current I_i	400 mA (T4 / -40 °C ... +50 °C)
	250 mA (T4 / -40 °C ... +70 °C)
	350 mA (T6 / -40 °C ... +35 °C)
	100 mA (T6 / -40 °C ... +70 °C)
Max. input voltage U_i	30 V DC
Ambient temperature (operation)	-40 °C ... 70 °C (with current derating)

Dimensions

Dimensional drawing	
Width	6.2 mm +0.1 mm
Height	105.8 mm
Depth	83.5 mm (incl. DIN rail 7.5 mm)

Material specifications

Surge protection device - TTC-6-2X1-M-EX-24DC-UT-I



2906821

<https://www.phoenixcontact.com/us/products/2906821>

Color	sky blue RAL 5015
Flammability rating according to UL 94	V-0
Insulating material	PBT
Housing material	PBT

Mechanical properties

Mechanical data

Open side panel	No
-----------------	----

Protective circuit

Direction of action	Line-Line & Line-Signal Ground/Shield & optional Signal Ground/Shield-Earth Ground
Maximum continuous voltage U_C	30 V DC
Rated current	600 mA (40 °C)
Operating effective current I_C at U_C	$\leq 5 \mu\text{A}$
Residual current I_{PE}	$\leq 10 \mu\text{A}$
Nominal discharge surge current I_n (8/20) μs (Core-Earth)	5 kA
Pulse discharge current I_{imp} (10/350) μs (line-earth)	0.5 kA
Total discharge current I_{total} (8/20) μs	10 kA
Voltage protection level U_p (line-earth)	$\leq 140 \text{ V}$ (C1 - 1 kV / 500 A) $\leq 130 \text{ V}$ (C2 - 10 kV / 5 kA) $\leq 50 \text{ V}$ (C3 - 100 A)
Voltage protection level U_p static (line-earth)	$\leq 55 \text{ V}$ (C1 - 1 kV / 500 A) $\leq 80 \text{ V}$ (C2 - 10 kV / 5 kA)
Response time t_A (line-earth)	$\leq 1 \text{ ns}$
Input attenuation aE, asym.	typ. 0.3 dB ($\leq 270 \text{ kHz}/150 \Omega$)
Cut-off frequency f_g (3 dB), asym. (PE) in 150 Ω system	typ. 960 kHz
Capacity (Core-Earth)	typ. 2.2 nF
Resistance per path	1.65 $\Omega \pm 20 \%$
Surge protection fault message	optical
Max. required back-up fuse	630 mA (FF)
Impulse durability (line-earth)	C1 - 1 kV / 500 A C2 - 10 kV / 5 kA C3 - 100 A D1 - 500 A
Pulse reset time (line-earth)	$\leq 300 \text{ ms}$

Environmental and real-life conditions

Ambient conditions

Degree of protection	IP20
Ambient temperature (operation)	-40 °C ... 85 °C
Ambient temperature (storage/transport)	-40 °C ... 85 °C
Altitude	$\leq 2000 \text{ m}$ (amsl (above mean sea level))
Permissible humidity (operation)	5 % ... 95 %

Surge protection device - TTC-6-2X1-M-EX-24DC-UT-I



2906821

<https://www.phoenixcontact.com/us/products/2906821>

Approval data

Conformity/Approvals

UL, USA / Canada	Class I, Div. 2, Groups A, B, C, D T4
------------------	---------------------------------------

Standards and regulations

Standards/specifications	EN 60079-0
Standards/specifications	EN 60079-11

EN 61643-21

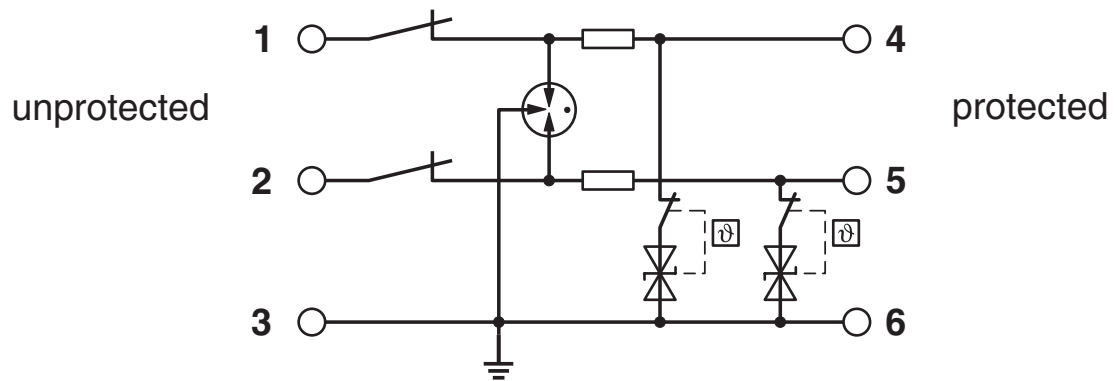
Standards/specifications	EN 61643-21
Standards/specifications	IEC 60079-0
Standards/specifications	IEC 60079-11
Standards/specifications	IEC 61643-21

Mounting

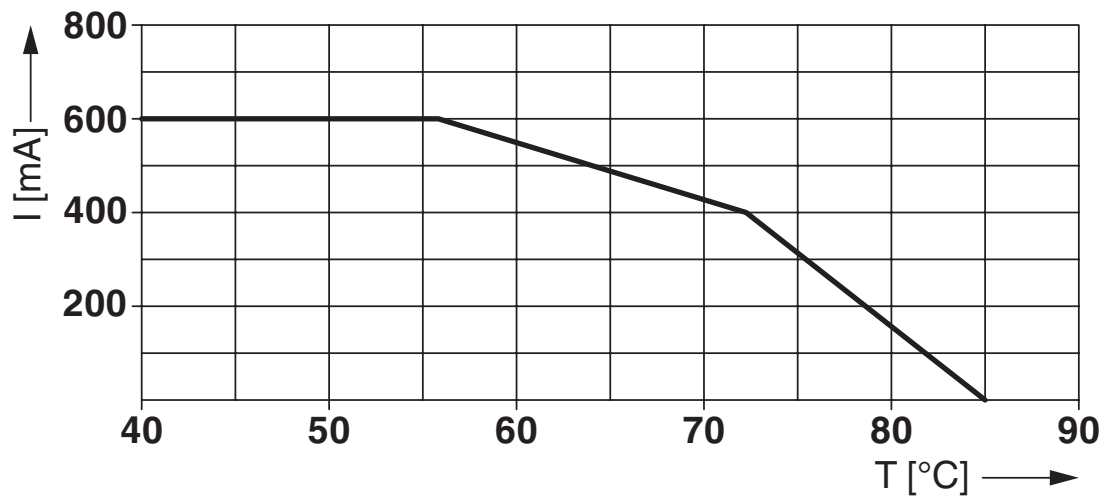
Mounting type	DIN rail: TH 35 - 7.5 mm
---------------	--------------------------

Drawings

Circuit diagram



Diagram



Derating for non-Ex applications

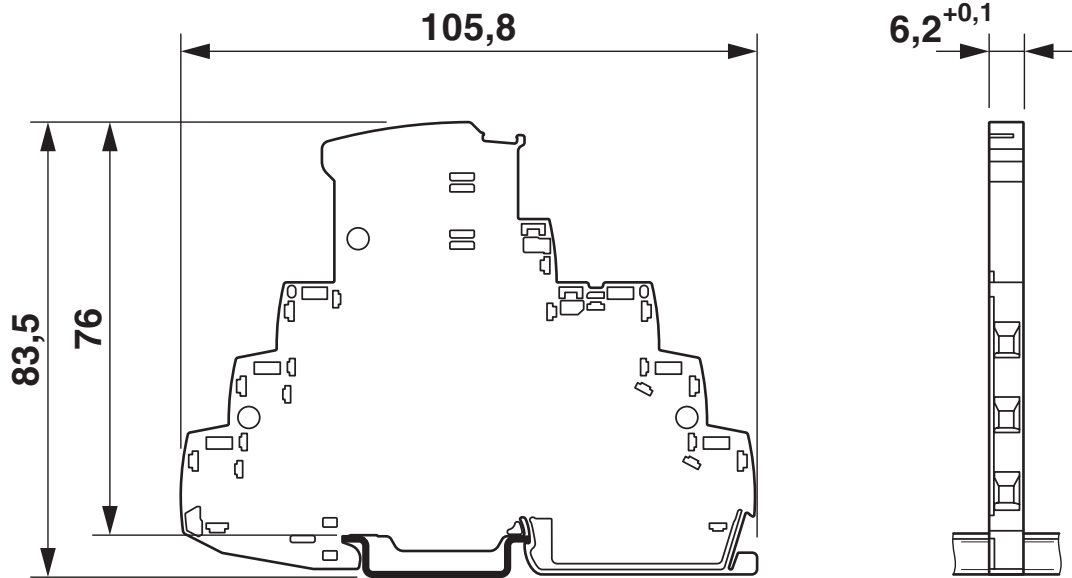
Surge protection device - TTC-6-2X1-M-EX-24DC-UT-I



2906821

<https://www.phoenixcontact.com/us/products/2906821>


Dimensional drawing




2906821


<https://www.phoenixcontact.com/us/products/2906821>


Approvals

 **CSA**
Approval ID: 70136717

 **DNV GL**
Approval ID: TAE000027G


	Nominal Voltage U_N	Nominal Current I_N	Cross Section AWG	Cross Section mm^2
			-	-


 **UL Listed**
Approval ID: FILE E 138168


 **CSAus**
Approval ID: 70136717


 **IECEx**
Approval ID: IECEx BVS 16.0090X

 **CCC**
Approval ID: 2020322316000780

 **cUL Listed**
Approval ID: FILE E 333250

 **UL Listed**
Approval ID: FILE E 333250

 **ATEX**
Approval ID: BVS 16 ATEX E 125 X

 **NEPSI**
Approval ID: GYJ20.1114X

INMETRO
Approval ID: DNV 19.0077 X

Surge protection device - TTC-6-2X1-M-EX-24DC-UT-I



2906821

<https://www.phoenixcontact.com/us/products/2906821>

cCSAus

cULus Listed

2906821

<https://www.phoenixcontact.com/us/products/2906821>

Classifications

ECLASS

ECLASS-9.0	27130807
ECLASS-10.0.1	27130807
ECLASS-11.0	27130807

ETIM

ETIM 8.0	EC000943
----------	----------

UNSPSC

UNSPSC 21.0	39121600
-------------	----------

Surge protection device - TTC-6-2X1-M-EX-24DC-UT-I



2906821

<https://www.phoenixcontact.com/us/products/2906821>

Environmental Product Compliance

REACH SVHC	Lead 7439-92-1
China RoHS	Environmentally Friendly Use Period = 50 years
	For information on hazardous substances, refer to the manufacturer's declaration available under "Downloads"

2906821

<https://www.phoenixcontact.com/us/products/2906821>

Accessories

Marker pen

Marker pen - X-PEN 0,35 - 0811228

<https://www.phoenixcontact.com/us/products/0811228>



Marker pen without ink cartridge, for manual labeling of markers, labeling extremely wipe-proof, line thickness 0.35 mm

Zack Marker strip, flat

Zack Marker strip, flat - ZBF 6 CUS - 0825027

<https://www.phoenixcontact.com/us/products/0825027>



Zack Marker strip, flat, Strip, can be ordered: Strip, white, labeled according to customer specifications, mounting type: snap into flat marker groove, for terminal block width: 6.2 mm, lettering field size: 5.15 x 6.15 mm, Number of individual labels: 10

2906821

<https://www.phoenixcontact.com/us/products/2906821>

Zack Marker strip, flat

Zack Marker strip, flat - ZBF 6:UNBEDRUCKT - 0808710

<https://www.phoenixcontact.com/us/products/0808710>



Zack Marker strip, flat, Strip, white, unlabeled, can be labeled with: PLOTMARK, CMS-P1-PLOTTER, mounting type: snapped, for terminal block width: 6.2 mm, lettering field size: 5.15 x 6.15 mm, Number of individual labels: 10

Zack Marker strip, flat

Zack Marker strip, flat - ZBF 6/WH-100:UNBEDRUCKT - 0808736

<https://www.phoenixcontact.com/us/products/0808736>



Zack Marker strip, flat, Strip, white, unlabeled, can be labeled with: PLOTMARK, CMS-P1-PLOTTER, mounting type: snapped, for terminal block width: 6.2 mm, lettering field size: 5.15 x 6.15 mm, Number of individual labels: 1000

2906821

<https://www.phoenixcontact.com/us/products/2906821>

Zack Marker strip, flat

Zack Marker strip, flat - ZBF 6,QR:FORTL.ZAHLEN - 0808765

<https://www.phoenixcontact.com/us/products/0808765>



Zack Marker strip, flat, Strip, white, labeled, Printed vertically: consecutive numbers 1 ... 10, 11 ... 20, etc. up to 91 ... 100, mounting type: snapped, for terminal block width: 6.2 mm, lettering field size: 5.15 x 6.15 mm, Number of individual labels: 10

End clamp

End clamp - CLIPFIX 35-5 - 3022276

<https://www.phoenixcontact.com/us/products/3022276>



Quick mounting end clamp for NS 35/7,5 DIN rail or NS 35/15 DIN rail, with marking option, with parking option for FBS...5, FBS...6, KSS 5, KSS 6, width: 5.15 mm, color: gray

Surge protection device - TTC-6-2X1-M-EX-24DC-UT-I



2906821

<https://www.phoenixcontact.com/us/products/2906821>

Remote signaling set

Remote signaling set - TTC-6-FMRS-UT - 2907810

<https://www.phoenixcontact.com/us/products/2907810>



Module set for the optical monitoring and floating remote signaling of adjacent surge protective devices in the TERMITRAB complete or CLIXTRAB product family. Suitable for directly grounded DIN rails.

Separating plate

Separating plate - TTC-EX-PP - 1011977

<https://www.phoenixcontact.com/us/products/1011977>



Partition plate for NS-35/7,5 DIN rails to ensure a clearance of 50 mm between the remote signaling module and surge protection in TTC-EX systems.

Surge protection device - TTC-6-2X1-M-EX-24DC-UT-I



2906821

<https://www.phoenixcontact.com/us/products/2906821>

Shield connection

Shield connection - SSA 3-6 - 2839295

<https://www.phoenixcontact.com/us/products/2839295>

Shield fast connection for 3 ... 6 mm cable diameter. Potential connecting cable:
200 mm, 1 mm², color: black



Shield connection

Shield connection - SSA 5-10 - 2839512

<https://www.phoenixcontact.com/us/products/2839512>

Shield fast connection for 5 ... 10 mm cable diameter. Potential connecting cable:
200 mm, 1 mm², color: black



Phoenix Contact 2022 © - all rights reserved
<https://www.phoenixcontact.com>

Phoenix Contact USA
586 Fulling Mill Road
Middletown, PA 17057, United States
(+717) 944-1300
info@phoenixcon.com