

Output signal conditioner - MINI MCR-SL-IDS-I-I - 2905577

Please be informed that the data shown in this PDF Document is generated from our Online Catalog. Please find the complete data in the user's documentation. Our General Terms of Use for Downloads are valid (<http://phoenixcontact.com/download>)




3-way output signal conditioner for transmitting 0/4 ... 20 mA signals from the controller to a load located in the field with simultaneous 3-way electrical isolation between the input, output, and supply, with screw connection

Product Description

The 6.2 mm wide MINI MCR-SL-IDS-I-I... output signal conditioner transmits 0/4 - 20 mA signals from the controller to a load located in the field (I/P converters, control valves, indicators) with simultaneous 3-way electrical isolation between the input, output, and supply. HART data protocols can be transmitted bidirectionally. Electrically isolated 0 ... 20 mA or 4 ... 20 mA standard analog signals are available on the input and output side. Power (19.2 V DC ... 30 V DC) can either be supplied via the connection terminal blocks of the modules or in conjunction with the DIN rail connector.



Key Commercial Data

Packing unit	1 pc
GTIN	 4 046356 966290
GTIN	4046356966290

Technical data

Note

Utilization restriction	EMC: class A product, see manufacturer's declaration in the download area
-------------------------	---

Dimensions

Width	6.2 mm
Height	93.1 mm
Depth	102.5 mm

Ambient conditions

Ambient temperature (operation)	-20 °C ... 60 °C
Ambient temperature (storage/transport)	-40 °C ... 85 °C

Input data

Output signal conditioner - MINI MCR-SL-IDS-I-I - 2905577

Technical data

Input data

Number of inputs	1
Current input signal	4 mA ... 20 mA
	0 mA ... 20 mA
Max. input current	20 mA
Input voltage limitation	< 2 V (20 mA)

Output data

Output name	Current output
Number of outputs	1
Current output signal	4 mA ... 20 mA
	0 mA ... 20 mA
Load/output load current output	≤ 800 Ω (at 20 mA)
Ripple	< 20 mV _{rms}
Transmission Behavior	1:1 to input signal

Power supply

Nominal supply voltage	24 V DC
Supply voltage range	19.2 V DC ... 30 V DC (The DIN rail bus connector (ME 6,2 TBUS-2 1,5/5-ST-3,81 GN, Order No. 2869728) can be used to bridge the supply voltage. It can be snapped onto a 35 mm DIN rail according to EN 60715))
Power consumption	< 600 mW (at 24 V DC)

Connection data

Connection method	Screw connection
Conductor cross section solid min.	0.2 mm ²
Conductor cross section solid max.	2.5 mm ²
Conductor cross section AWG min.	26
Conductor cross section AWG max.	12
Conductor cross section flexible min.	0.2 mm ²
Conductor cross section flexible max.	2.5 mm ²
Stripping length	12 mm
Screw thread	M3

General

No. of channels	1
Maximum transmission error	≤ 0.1 % (of final value)
Maximum temperature coefficient	< 0.01 %/K
Temperature coefficient, typical	< 0.01 %/K
Limit frequency (3 dB)	> 175 Hz
Step response (10-90%)	< 2 ms
Protective circuit	Transient protection
Electrical isolation	Basic insulation according to EN 61010
Overvoltage category	II

Output signal conditioner - MINI MCR-SL-IDS-I-I - 2905577

Technical data

General

Degree of pollution	2
Rated insulation voltage	50 V AC/DC
Test voltage, input/output/supply	1.5 kV (50 Hz, 1 min.)
Electromagnetic compatibility	Conformance with EMC directive
Noise emission	EN 61000-6-4
Noise immunity	EN 61000-6-2 When being exposed to interference, there may be minimal deviations.
Color	green
Housing material	PBT
Mounting position	any
Assembly instructions	To bridge the supply voltage, the DIN rail connector (ME 6,2 TBUS-2 1,5/5-ST-3,81 GN, Order No. 2869728) can be used. It can be snapped onto a 35 mm DIN rail according to EN 60715.
Conformance	CE-compliant
ATEX	# II 3 G Ex nA IIC T4 Gc X
UL, USA/Canada	UL 508 Listed
	Class I, Div. 2, Groups A, B, C, D T4
	Class I, Zone 2, Group IIC
GL	GL applied for
Fire protection for rail vehicles (DIN EN 45545-2) R22	HL 1 - HL 2
Fire protection for rail vehicles (DIN EN 45545-2) R23	HL 1 - HL 2
Fire protection for rail vehicles (DIN EN 45545-2) R24	HL 1 - HL 2

EMC data

Designation	Electromagnetic RF field
Standards/regulations	EN 61000-4-3
Typical deviation from the measuring range final value	3 %
Designation	Fast transients (burst)
Standards/regulations	EN 61000-4-4
Typical deviation from the measuring range final value	3 %
Designation	Conducted interferences
Standards/regulations	EN 61000-4-6
Typical deviation from the measuring range final value	3 %

Standards and Regulations

Electromagnetic compatibility	Conformance with EMC directive
Noise emission	EN 61000-6-4
Standards/regulations	EN 61000-4-2
Designation	Electromagnetic RF field
Standards/regulations	EN 61000-4-3
	EN 61000-4-4
	EN 61000-4-5
Designation	Conducted interferences

Output signal conditioner - MINI MCR-SL-IDS-I-I - 2905577

Technical data

Standards and Regulations

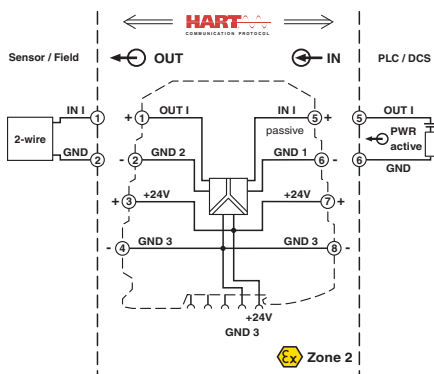
Standards/regulations	EN 61000-4-6
Electrical isolation	Basic insulation according to EN 61010
Conformance	CE-compliant
ATEX	# II 3 G Ex nA IIC T4 Gc X
UL, USA/Canada	UL 508 Listed
	Class I, Div. 2, Groups A, B, C, D T4
	Class I, Zone 2, Group IIC
GL	GL applied for
Fire protection for rail vehicles (DIN EN 45545-2) R22	HL 1 - HL 2
Fire protection for rail vehicles (DIN EN 45545-2) R23	HL 1 - HL 2
Fire protection for rail vehicles (DIN EN 45545-2) R24	HL 1 - HL 2

Environmental Product Compliance

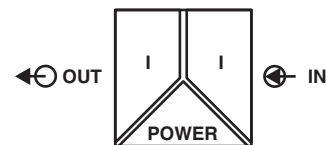
REACH SVHC	Lead 7439-92-1
China RoHS	Environmentally Friendly Use Period = 50
	For details about hazardous substances go to tab "Downloads", Category "Manufacturer's declaration"

Drawings

Block diagram

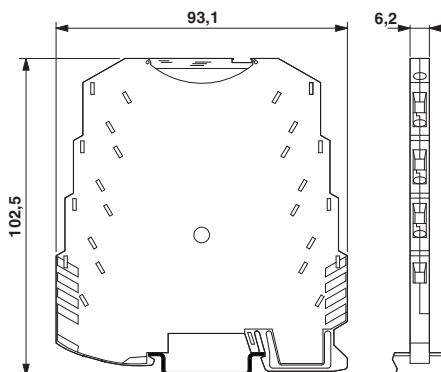


Pictogram



Output signal conditioner - MINI MCR-SL-IDS-I-I - 2905577

Dimensional drawing



Approvals

Approvals

Approvals

UL Listed / cUL Listed / EAC / DNV GL / cULus Listed

Ex Approvals

UL Recognized / cUL Recognized / cULus Recognized

Approval details

UL Listed		http://database.ul.com/cgi-bin/XYV/template/LISEXT/1FRAME/index.htm	FILE E 238705
cUL Listed		http://database.ul.com/cgi-bin/XYV/template/LISEXT/1FRAME/index.htm	FILE E 238705
EAC			RU C- DE.A*30.B.01082
DNV GL		http://exchange.dnv.com/tari/	TAA000020N
cULus Listed			

Phoenix Contact 2019 © - all rights reserved
<http://www.phoenixcontact.com>

PHOENIX CONTACT GmbH & Co. KG
Flachsmarktstr. 8
32825 Blomberg
Germany
Tel. +49 5235 300
Fax +49 5235 3 41200
<http://www.phoenixcontact.com>