

Data Sheet | Item Number: 288-364

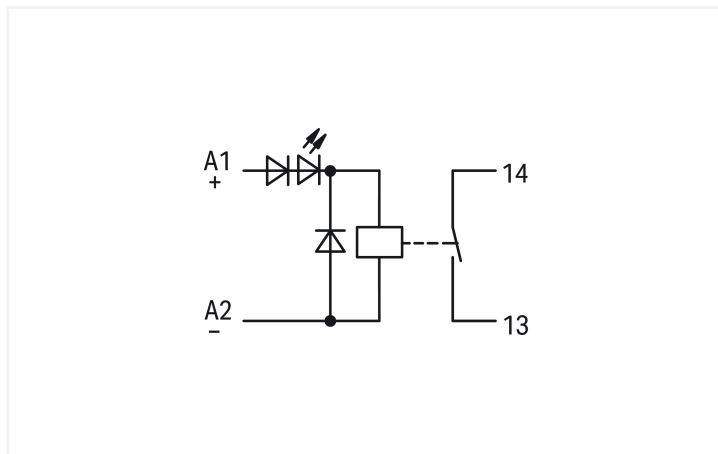

Relay module; Nominal input voltage: 24 VDC; 1 make contact; 30.06.2025

Limiting continuous current: 5 A; Module width: 13 mm; 2,50 mm²; gray

<https://www.wago.com/288-364>

DISCONTINUED:

30.06.2025



Color: ■ gray

Technical data

Control circuit

Nominal input voltage U_N	DC 24 V
Input voltage range	±10 %
Nominal input current at U_N	20 mA

Load circuit

Number of make/switch-on contacts	1
Contact material (relay)	AgNi 0.15
Limiting continuous current	5 A
Inrush current (resistive) max.	(AC) 16 A / 4 s
Switching Voltage, Max.	AC 250 V
Switching power (resistive) max.	AC 1250 VA
Pull-in time (typ.)	4 ms
Drop-out time (typ.)	6 ms
Bounce time (typ.)	2 ms
Electrical life (NO; resistive load; 23 °C)	200 x 10 ³ switching operations
Mechanical life	30 x 10 ⁶ switching operations

Safety and protection

Rated Voltage	300 V
Overvoltage category	II
Pollution degree	2
Dielectric strength (control/load circuit) (AC, 1 min)	4 kVrms
Insulation type (control/load circuit)	Reinforced insulation (safe isolation)
Insulation type (adjacent devices)	Reinforced insulation (safe isolation)

Connection data

Connection technology	CAGE CLAMP®
Solid conductor	0.08 ... 2.5 mm ² / 28 ... 12 AWG
Fine-stranded conductor	0.08 ... 2.5 mm ² / 28 ... 12 AWG
Strip length	5 ... 6 mm / 0.2 ... 0.24 inches

Physical data

Width	13 mm / 0.512 inches
Height	85 mm / 3.346 inches
Depth from upper-edge of DIN-rail	47 mm / 1.85 inches

Mechanical data

Mounting type	DIN-35 rail
---------------	-------------

Material data

Note (material data)	Information on material specifications can be found here
Color	gray
Fire load	0.515 MJ
Weight	30.6 g

Environmental requirements

Ambient temperature (operation at U_N)	-25 ... +40 °C
Ambient temperature (storage)	-25 ... +70 °C
Processing temperature	-25 ... +50 °C
Temperature range of connection cable	$\geq (T_{\text{ambient}} + 30 \text{ K})$
Relative humidity	5 ... 75 % (non-condensing)
Operating altitude (max.)	2000 m

Standards and specifications

Standards/specifications	EN 61010-2-201
--------------------------	----------------

Commercial data

Product Group	6 (INTERFACE ELECTRONIC)
eCl@ss 10.0	27-37-16-01
eCl@ss 9.0	27-37-16-01
ETIM 9.0	EC001437
ETIM 8.0	EC001437
PU (SPU)	15 (1) pcs
Packaging type	Box
Country of origin	DE
GTIN	4045454468040
Customs tariff number	85364900990
End of Sale	2025-06-30
End of Production	2025-10-01
End of Delivery	2025-10-30
End of Service and Repair	2026-10-31

Environmental Product Compliance

CAS-No.	7439-92-1 79-94-7
REACH Candidate List Substance	2,2',6,6'-tetrabromo-4,4'-isopropylidenediphenol Lead
RoHS Compliance Status	Compliant,With Exemption
RoHS Exemption	7(a) 7(c)-I 7(c)-II
SCIP notification number (Austria)	2f30d8f9-b28a-436a-8a07-58d4d6ad3508
SCIP notification number (Belgium)	b109c886-a820-4d20-875e-1c770d4bb4bb
SCIP notification number (Bulgaria)	99c47011-1971-427d-8364-2a453bd4ddff
SCIP notification number (Czech Republic)	8b0e400c-6610-4efe-aaf4-e09ef3f4271c
SCIP notification number (Denmark)	842789cd-75c4-4009-a398-dfc7071d5f0d
SCIP notification number (Finland)	4ef5ab87-001f-4f47-a4aa-876f3b91966e
SCIP notification number (France)	55410be8-a508-45cd-8545-5ad843752531
SCIP notification number (Germany)	890b0f9f-fd86-410a-9867-cd920f5c2b67
SCIP notification number (Hungary)	472c8994-308d-415a-9cc4-b981b923b738
SCIP notification number (Italy)	8a2d1f0c-488b-483d-8417-d1a846ff39b4
SCIP notification number (Netherlands)	cb2e207a-6e64-49d3-93b2-cae7ac5f4cc6
SCIP notification number (Poland)	4b04aa0c-8767-4483-b522-4d639928a5ae
SCIP notification number (Romania)	7be0d63c-a284-44b4-be09-b156676a377e
SCIP notification number (Sweden)	a2a46a5c-1913-4d96-9622-1f10cc4531b9

Approvals / Certificates

General approvals			Declarations of conformity and manufacturer's declarations		
Approval	Standard	Certificate Name	Approval	Standard	Certificate Name
EAC GZO Almaty Standart	TP TC 004/2011	EAC CoC 03080	EU-Declaration of Confor- mity WAGO GmbH & Co. KG	-	-
			UK-Declaration of Confor- mity WAGO GmbH & Co. KG	-	-

Downloads

Environmental Product Compliance

Compliance Search	
Environmental Product Compliance 288-364	↓

Documentation

Bid Text			
288-364	19.02.2019	xml 3.85 KB	↓
288-364	20.02.2019	docx 15.66 KB	↓

Instruction Leaflet	
pdf	1246.19 KB ↓

CAD/CAE-Data

CAD data
2D/3D Models 288-364 ↓

CAE data
EPLAN Data Portal 288-364 ↓
WSCAD Universe 288-364 ↓
ZUKEN Portal 288-364 ↓

1 Compatible Products

1.1 Optional Accessories

1.1.1 Marking

1.1.1.1 Marking strip



Item No.: 709-196

Marking strips; for laser printer; translucent

Item No.: 709-177

Marking strips; on reel; 7.5 mm wide; not stretchable; plain; snap-on type; translucent

Item No.: 709-178

Marking strips; on reel; 7.5 mm wide; not stretchable; plain; snap-on type; white

1.1.2 Tool

1.1.2.1 Operating tool




Item No.: 210-720


Operating tool; Blade: 3.5 x 0.5 mm; with a partially insulated shaft; multicoloured

Installation Notes

Conductor termination




Conductor termination – screwdriver actuation parallel to conductor entry




Conductor termination – screwdriver actuation perpendicular to conductor entry

Installation



Snapping a module onto DIN-rail.



Removing a module from the DIN-rail.