


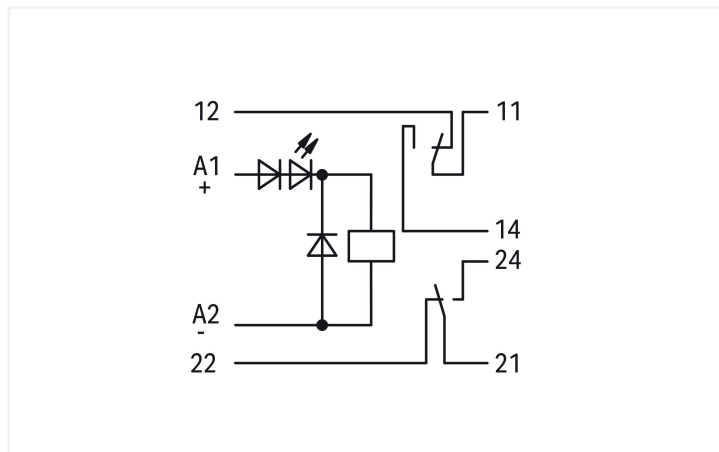
Data Sheet | Item Number: 288-312

Relay module; Nominal input voltage: 24 VDC; 2 changeover contacts; Limiting continuous current: 6 A; Module width: 23 mm; 2,50 mm²; gray

<https://www.wago.com/288-312>



Color: ■ gray



Technical data

Control circuit

Nominal input voltage U_N	DC 24 V
Input voltage range	$\pm 10\%$
Nominal input current at U_N	22 mA

Load circuit

Number of changeover/switchover contacts	2
Contact material (relay)	AgNi 0.15
Limiting continuous current	6 A
Inrush current (resistive) max.	(AC) 14 A / 4 s
Switching Voltage, Max.	AC 250 V
Switching power (resistive) max.	AC 1500 VA
Pull-in time (typ.)	8 ms
Drop-out time (typ.)	3 ms
Bounce time (typ.)	2 ms
Electrical life (NO; resistive load; 23 °C)	100 x 10 ³ switching operations
Mechanical life	20 x 10 ⁶ switching operations

Safety and protection

Rated Voltage	250 V
Rated surge voltage	2.5 kV
Pollution degree	2
Dielectric strength (control/load circuit) (AC, 1 min)	2 kVrms
Dielectric strength (open contact) (AC, 1 min)	1 kVrms
Dielectric strength (load/load circuit) (AC, 1 min)	1.5 kVrms

Connection data

Connection technology	CAGE CLAMP®
Solid conductor	0.08 ... 2.5 mm ² / 28 ... 12 AWG
Fine-stranded conductor	0.08 ... 2.5 mm ² / 28 ... 12 AWG
Strip length	5 ... 6 mm / 0.2 ... 0.24 inches

Physical data

Width	22.5 mm / 0.886 inches
Height	85 mm / 3.346 inches
Depth from upper-edge of DIN-rail	48 mm / 1.89 inches

Mechanical data

Mounting type	DIN-35 rail
---------------	-------------

Material data

Note (material data)	Information on material specifications can be found here
Color	gray
Fire load	1.202 MJ
Weight	52.1 g

Environmental requirements

Ambient temperature (operation at U_N)	-25 ... +40 °C
Ambient temperature (storage)	-40 ... +80 °C
Processing temperature	-25 ... +50 °C

Standards and specifications

Standards/specifications	EN 60664-1
--------------------------	------------

Commercial data

Product Group	6 (INTERFACE ELECTRONIC)
eCl@ss 10.0	27-37-16-01
eCl@ss 9.0	27-37-16-01
ETIM 9.0	EC001437
ETIM 8.0	EC001437
PU (SPU)	10 (1) pcs
Packaging type	Box
Country of origin	CN
GTIN	4045454468293
Customs tariff number	85364900990

Environmental Product Compliance

CAS-No.	7439-92-1 79-94-7
REACH Candidate List Substance	2,2',6,6'-tetrabromo-4,4'-isopropylidenediphenol Lead
RoHS Compliance Status	Compliant,With Exemption
RoHS Exemption	7(a) 7(c)-I 7(c)-II
SCIP notification number (Bulgaria)	e8382ac7-8168-413a-bf99-a2bbf64633a5
SCIP notification number (Czech Republic)	e1f8d9ad-8150-40b8-9492-e9154a732dee

Approvals / Certificates

General approvals



Approval	Standard	Certificate Name
EAC GZO Almaty Standart	TP TC 004/2011	EAC CoC 03080

Downloads

Environmental Product Compliance

Compliance Search

Environmental Product Compliance 288-312



Documentation

Bid Text

288-312	19.02.2019	xml 4.03 KB	
288-312	20.02.2019	docx 16.34 KB	

CAD/CAE-Data

CAD data

2D/3D Models 288-312



CAE data

EPLAN Data Portal 288-312



WSCAD Universe 288-312



ZUKEN Portal 288-312



1 Compatible Products

1.1 Optional Accessories

1.1.1 Marking

1.1.1.1 Marking strip



Item No.: 709-196

Marking strips; for laser printer; translucent



Item No.: 709-177

Marking strips; on reel; 7.5 mm wide; not stretchable; plain; snap-on type; translucent



Item No.: 709-178

Marking strips; on reel; 7.5 mm wide; not stretchable; plain; snap-on type; white

1.1.2 Tool

1.1.2.1 Operating tool




Item No.: 210-720


Operating tool; Blade: 3.5 x 0.5 mm; with a partially insulated shaft; multicoloured

Installation Notes

Conductor termination




Conductor termination – screwdriver actuation parallel to conductor entry




Conductor termination – screwdriver actuation perpendicular to conductor entry

Installation



Snapping a module onto DIN-rail.



Removing a module from the DIN-rail.