

6650380-1 ✓ ACTIVE

CROWN EDGE

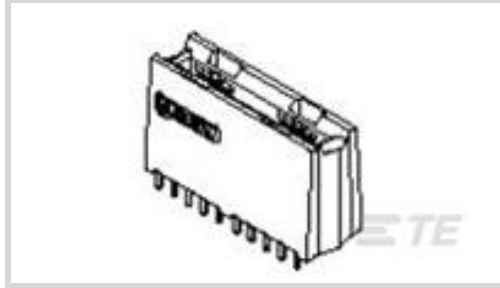
TE Internal #: 6650380-1

Card Edge Power Connectors, Board-to-Board, 4 Position, 2.5 mm [.098 in] Centerline, Power, 4 Power Positions, 0 Signal Positions, CROWN EDGE

[View on TE.com >](#)



Connectors > PCB Connectors > Card Edge Connectors > Card Edge Power Connectors



Connector System: **Board-to-Board**

Number of Positions: **4**

Centerline (Pitch): **2.5 mm [.098 in]**

Contact Current Rating (Max): **35 A**

Circuit Application: **Power**

Features

Product Type Features

Connector Mates With	Printed Circuit Board
Connector & Housing Type	Receptacle
Connector & Contact Terminates To	Printed Circuit Board
Connector System	Board-to-Board

Configuration Features

Mating & Unmating Configuration	Hot Pluggable
PCB Mount Orientation	Vertical
Number of Positions	4
Number of Power Positions	4
Number of Signal Positions	0
Number of Dual Positions	2

Electrical Characteristics

Operating Voltage	250 V
-------------------	-------

Body Features

Primary Product Color	Black
-----------------------	-------

Contact Features

Power Contact Base Material	Phosphor Bronze Alloy
Power Contact Plating Material	Select Gold



	120 – 170 µin
Contact Type	Socket
Contact Mating Area Plating Material Thickness	.76 µm[30 µin]
PCB Contact Termination Area Plating Material Finish	Matte
PCB Contact Termination Area Plating Material	Tin
Contact Base Material	Phosphor Bronze
Contact Current Rating (Max)	35 A
Contact Mating Area Plating Material	Gold

Termination Features

Termination Post & Tail Length	3.56 mm, 4.06 mm[.14 in][.159 in]
Termination Method to Printed Circuit Board	Through Hole - Solder

Mechanical Attachment

Mating Retention	Without
Mating Alignment	With
PCB Mount Alignment	Without
PCB Mount Retention	Without
Connector Mounting Type	Board Mount

Housing Features

Housing Material	Thermoplastic
Centerline (Pitch)	2.5 mm[.098 in]

Dimensions

Connector Height	15 mm[.591 in]
PCB Thickness (Recommended)	1.6 mm[.063 in]
Row-to-Row Spacing	3.33 mm[.129 in]
	.508 in

Usage Conditions

Operating Temperature Range	-55 – 105 °C[-67 – 221 °F]
-----------------------------	----------------------------

Operation/Application

Circuit Application	Power
---------------------	-------

Industry Standards

UL Flammability Rating	UL 94V-0
------------------------	----------

Packaging Features

Packaging Quantity	192
Packaging Method	Carton

Product Compliance

[For compliance documentation, visit the product page on TE.com>](#)

EU RoHS Directive 2011/65/EU	Compliant
EU ELV Directive 2000/53/EC	Compliant
China RoHS 2 Directive MIIT Order No 32, 2016	No Restricted Materials Above Threshold
EU REACH Regulation (EC) No. 1907/2006	Current ECHA Candidate List: JUNE 2024 (241) Candidate List Declared Against: JAN 2024 (240) Does not contain REACH SVHC
Halogen Content	Not Low Halogen - contains Br or Cl > 900 ppm.
Solder Process Capability	Wave solder capable to 265°C

Product Compliance Disclaimer

This information is provided based on reasonable inquiry of our suppliers and represents our current actual knowledge based on the information they provided. This information is subject to change. The part numbers that TE has identified as EU RoHS compliant have a maximum concentration of 0.1% by weight in homogenous materials for lead, hexavalent chromium, mercury, PBB, PBDE, DBP, BBP, DEHP, DIBP, and 0.01% for cadmium, or qualify for an exemption to these limits as defined in the Annexes of Directive 2011/65/EU (RoHS2). Finished electrical and electronic equipment products will be CE marked as required by Directive 2011/65/EU. Components may not be CE marked. Additionally, the part numbers that TE has identified as EU ELV compliant have a maximum concentration of 0.1% by weight in homogenous materials for lead, hexavalent chromium, and mercury, and 0.01% for cadmium, or qualify for an exemption to these limits as defined in the Annexes of Directive 2000/53/EC (ELV). Regarding the REACH Regulation, the information TE provides on SVHC in articles for this part number is based on the latest European Chemicals Agency (ECHA) 'Guidance on requirements for substances in articles' posted at this URL: <https://echa.europa.eu/guidance-documents/guidance-on-reach>


Compatible Parts




Also in the Series | **CROWN EDGE**



Card Edge Power Connectors(35)





Connector Contacts(1)



Standard Edge Connectors(2)

Customers Also Bought

TE Part #1-1462037-4
Standard Signal Relay 2 Form C, 2 CO
ContTE Part #1487587-1
USB, A-B, 28/26, WHITE, 1.0MTE Part #3-1879216-2
CPF0402 150K 0.1% 25PPM 1K RLTE Part #5179029-1
0.8FH,P06H.5,040,08/Sn,TU

Documents

Product Drawings

[287-0032-12101=CONN,SKT,FLTPQ](#)

English

CAD Files

Customer View Model

[ENG_CVM_6650380-1_A.3d_igs.zip](#)

English

Customer View Model

[ENG_CVM_6650380-1_A.3d_stp.zip](#)

English

Customer View Model

[ENG_CVM_6650380-1_A.2d_dxf.zip](#)

English

3D PDF

English

By downloading the CAD file I accept and agree to the [Terms and Conditions](#) of use.

Datasheets & Catalog Pages

[POWER_CONNECTORS_CATALOG_SEC03_CARD_EDGE](#)

English

Product Specifications

[Application Specification](#)

English

6650380-1

Card Edge Power Connectors, Board-to-Board, 4 Position, 2.5 mm [.098 in]
Centerline, Power, 4 Power Positions, 0 Signal Positions, CROWN EDGE

