

281740-4 ✓ ACTIVE

AMPMODU | AMPMODU HE 13/HE 14


TE Internal #: 281740-4

AMPMODU HE 13/HE 14, PCB Mount Header, Vertical, Wire-to-Board, 8 Position, 2.54mm [.1in] Centerline, 2 Row, Gold, Blue, Shrouded

[View on TE.com >](#)



Connectors > PCB Connectors > Wire-to-Board Connectors > Wire-to-Board Headers & Receptacles



PCB Connector Assembly Type: **PCB Mount Header**

PCB Mount Orientation: **Vertical**

Connector System: **Wire-to-Board**

Number of Positions: **8**

Centerline (Pitch): **2.54 mm [.1 in]**

## Features

### Product Type Features

PCB Connector Assembly Type	PCB Mount Header
Connector System	Wire-to-Board
Header Type	Shrouded
Sealable	No
Connector & Contact Terminates To	Printed Circuit Board

### Configuration Features

Connector Contact Load Condition	Fully Loaded
PCB Mount Orientation	Vertical
Number of Positions	8
Number of Rows	2

### Electrical Characteristics

Insulation Resistance	5000 M $\Omega$
Dielectric Withstanding Voltage (Max)	1000 V

### Body Features

Post Size	.64 mm[.025 in]
-----------	-----------------

### Contact Features

Contact Mating Area Length	7 mm
Mating Square Post Dimension	.64 mm[.025 in]



Contact Shape & Form	Square
Contact Underplating Material	Nickel
PCB Contact Termination Area Plating Material	Tin
Contact Base Material	Phosphor Bronze
Contact Mating Area Plating Material	Gold
Contact Mating Area Plating Material Thickness	.4 $\mu\text{m}$ [15 $\mu\text{in}$ ]
Contact Type	Pin
Contact Current Rating (Max)	3 A

### Termination Features

Square Termination Post & Tail Dimension	.63 mm[.025 in]
Termination Post & Tail Length	2.9 mm
Termination Method to Printed Circuit Board	Through Hole - Solder

### Mechanical Attachment

Strain Relief	Without
Panel Mount Feature	Without
Mating Retention	With
PCB Mount Retention	Without
Connector Mounting Type	Board Mount

### Housing Features

Centerline (Pitch)	2.54 mm[.1 in]
Housing Color	Blue
Housing Material	High Temperature Thermoplastic

### Dimensions

Row-to-Row Spacing	2.54 mm[.1 in]
--------------------	----------------

### Usage Conditions

Operating Temperature Range	-55 – 125 °C[-67 – 257 °F]
-----------------------------	----------------------------

### Operation/Application

Circuit Application	Signal
---------------------	--------

### Industry Standards

UL Flammability Rating	UL 94V-0
------------------------	----------

### Packaging Features

Packaging Quantity	500
--------------------	-----



Packaging Method

Box

## Product Compliance

[For compliance documentation, visit the product page on TE.com>](#)

EU RoHS Directive 2011/65/EU

Compliant

EU ELV Directive 2000/53/EC

Compliant

China RoHS 2 Directive MIIT Order No 32, 2016

No Restricted Materials Above Threshold

EU REACH Regulation (EC) No. 1907/2006

Current ECHA Candidate List: JAN 2020 (205)  
 Candidate List Declared Against: JUL 2019 (201)  
 Does not contain REACH SVHC

EU REACH Regulation (EC) No. 1907/2006

Current ECHA Candidate List: JAN 2020 (205)  
 Candidate List Declared Against: JUL 2019 (201)

Halogen Content

Not Low Halogen - contains Br or Cl > 900 ppm.

Solder Process Capability

Wave solder capable to 265°C

### Product Compliance Disclaimer

This information is provided based on reasonable inquiry of our suppliers and represents our current actual knowledge based on the information they provided. This information is subject to change. The part numbers that TE has identified as EU RoHS compliant have a maximum concentration of 0.1% by weight in homogenous materials for lead, hexavalent chromium, mercury, PBB, PBDE, DBP, BBP, DEHP, DIBP, and 0.01% for cadmium, or qualify for an exemption to these limits as defined in the Annexes of Directive 2011/65/EU (RoHS2). Finished electrical and electronic equipment products will be CE marked as required by Directive 2011/65/EU. Components may not be CE marked. Additionally, the part numbers that TE has identified as EU ELV compliant have a maximum concentration of 0.1% by weight in homogenous materials for lead, hexavalent chromium, and mercury, and 0.01% for cadmium, or qualify for an exemption to these limits as defined in the Annexes of Directive 2000/53/EC (ELV). Regarding the REACH Regulations, TE's information on SVHC in articles for this part number is still based on the European Chemical Agency (ECHA) 'Guidance on requirements for substances in articles' (Version: 2, April 2011), applying the 0.1% weight on weight concentration threshold at the finished product level. TE is aware of the European Court of Justice ruling of September 10th, 2015 also known as O5A (Once An Article Always An Article) stating that, in case of 'complex object', the threshold for a SVHC must be applied to both the product as a whole and simultaneously to each of the articles forming part of its composition. TE has evaluated this ruling based on the new ECHA "Guidance on requirements for substances in articles" (June 2017, version 4.0) and will be updating its statements accordingly.

## Compatible Parts



TE Model / Part # 281839-4  
HOUSING HE13 HE14 COSI 2X4 P



TE Model / Part # 281790-4  
PLUG HE13 IDC 180 2X4 P AWG 26-24

Also in the Series | **AMPMODU HE 13/HE 14**



Wire-to-Board Connector Assemblies & Housings(110)

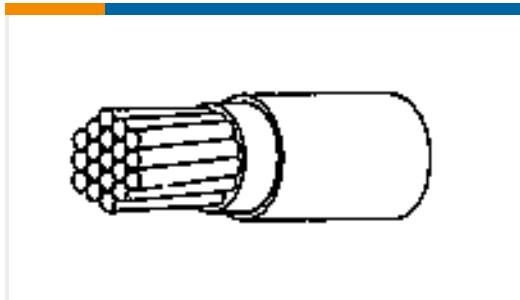


Wire-to-Board Connector Contacts(4)



Wire-to-Board Headers & Receptacles (82)


Customers Also Bought




TE Model / Part #3180103004  
55A0824-24-2/6



TE Model / Part #281699-2  
HEADER HE13 RA 2 P



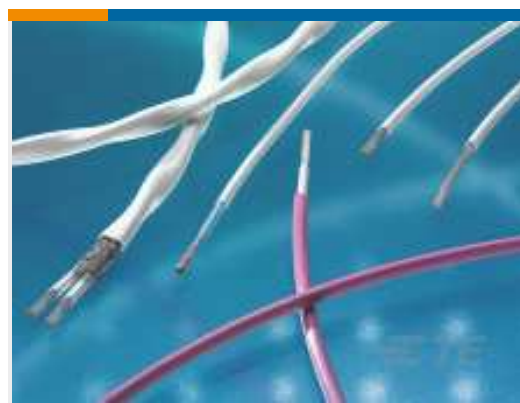
TE Model / Part #281740-2  
HEADER HE13 STRAIGHT 2X2 P




TE Model / Part #281740-3  
HEADER HE13 STRAIGHT 2X3 P




TE Model / Part #841967-000  
44A0121-14-6/9




TE Model / Part #1949923001  
55A0131-26-0/1/4



TE Model / Part #1625865-6  
RP 2A 12K7 0.1% 15PPM 1K RL



TE Model / Part #1879280-5  
RP 2A 143K 0.1% 15PPM 1K RL



TE Model / Part #1879278-2  
RP 2A 28K 0.1% 15PPM 1K RL



## Documents

### Product Drawings

#### HEADER HE13 STRAIGHT 2X4 P

English

---

### CAD Files

#### Customer View Model

[ENG\\_CVM\\_281740-4\\_H.3d\\_igs.zip](#)

English

#### Customer View Model

[ENG\\_CVM\\_281740-4\\_H.3d\\_stp.zip](#)

English

#### Customer View Model

[ENG\\_CVM\\_281740-4\\_H.2d\\_dxf.zip](#)

English

### 3D PDF

English

#### Customer View Model

[ENG\\_CVM\\_CVM\\_281740-4\\_G.2d\\_dxf.zip](#)

English

### 3D PDF

3D

#### Customer View Model

[ENG\\_CVM\\_CVM\\_281740-4\\_G.3d\\_igs.zip](#)

English

#### Customer View Model

[ENG\\_CVM\\_CVM\\_281740-4\\_G.3d\\_stp.zip](#)

English

By downloading the CAD file I accept and agree to the [Terms and Conditions](#) of use.

---

### Product Specifications

#### Product Specification

French