

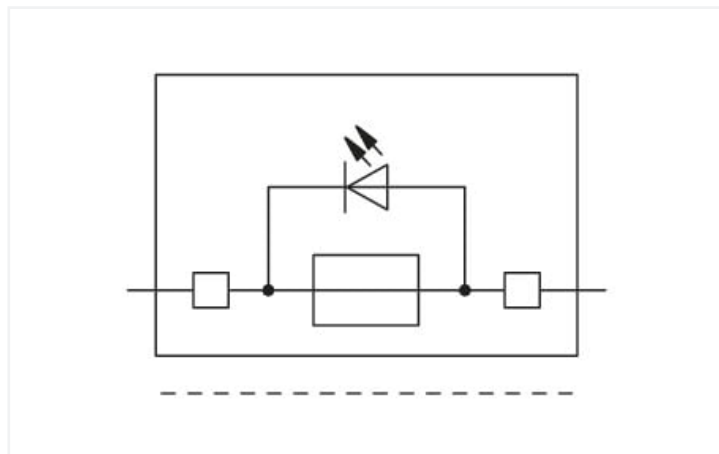
## Data Sheet | Item Number: 281-512/281-501

Fuse plug; with pull-tab; for miniature metric fuses 5 x 20 mm and 5 x 25 mm; with LED indicator; 24 V AC/DC; 6 mm wide; gray

<https://www.wago.com/281-512/281-501>



Color: ■ gray



281-512/281-501

### Electrical data

#### Ratings per IEC/EN

Nominal voltage (III/3)	250 V
Rated current	6.3 A
Operation status indicator	None

#### Ratings per IEC/EN – Notes

Ratings (note)	Electrical ratings are given by the fuse and blown fuse indication.
Rated current (note)	Leakage current in case of a blown fuse: LED 5 ... 20 mA

### Power Loss

Power loss (max.) $P_{I(max)}$ (note)	When selecting glass cartridge fuses, make sure that the maximum power loss listed below is not exceeded. The power loss is determined according to IEC or EN 60947-7-3/VDE 0611-6 at 23°C. The temperature rise of the terminal block must be checked according to their application and mounting. Higher ambient temperatures represent an additional impact on miniature fuses. Therefore, in such applications, the rated current must be reduced if necessary. More details are available from the manufacturers.
---------------------------------------	--

### General information

Voltage type 1	AC/DC
Fuse type	Cylindrical fuse; 5 x 20 mm and 5 x 25 mm

### Physical data

Width	6 mm / 0.236 inches
-------	---------------------

### Mechanical data

Marking level	Center marking
---------------	----------------

### Material data

Note (material data)	<a href="#">Information on material specifications can be found here</a>
Color	gray
Material group	I
Insulation material (main housing)	Polyamide (PA66)
Flammability class per UL94	V0
Fire load	0.081 MJ
Weight	6.7 g

### Environmental requirements

Continuous operating temperature	-60 ... +105 °C
----------------------------------	-----------------

### Commercial data

Product Group	1 (Rail Mounted Terminal Blocks)
eCl@ss 10.0	27-14-11-49
eCl@ss 9.0	27-14-11-49
ETIM 9.0	EC002018
ETIM 8.0	EC002018
PU (SPU)	50 pcs
Packaging type	Box
Country of origin	CN
GTIN	4050821276265
Customs tariff number	85366990990

### Environmental Product Compliance

CAS-No.	7439-92-1
REACH Candidate List Substance	Lead
RoHS Compliance Status	Compliant,With Exemption
RoHS Exemption	7(a) 7(c)-I
SCIP notification number (Austria)	aa35b2cb-cb0d-4299-8408-65ff0f74f2cb
SCIP notification number (Belgium)	ff0f92ca-1e64-459d-befe-9c56a5cc4515
SCIP notification number (Bulgaria)	e6bf6cf9-0735-4a78-82d4-bb85769a1e63
SCIP notification number (Czech Republic)	8f5ff1c6-aa41-48aa-b888-5bc3c705056d
SCIP notification number (Denmark)	d60407f9-28d0-4a48-825f-0cdc2308a0f4
SCIP notification number (Finland)	9a3e6f3c-9dfc-4df2-8e75-574656e85c0b
SCIP notification number (France)	aada7dcf-c462-41a5-95b1-3e4d3e809790
SCIP notification number (Germany)	8234951a-c249-4fed-955e-18494e11ab9a
SCIP notification number (Hungary)	f44ddd59-cece-4f79-9bfd-fc877cbaf82b
SCIP notification number (Italy)	57f8ae2e-ad98-431b-a5cc-9ed6fb923b64
SCIP notification number (Netherlands)	40ab186b-b669-4128-a2c1-5af4bcfbcc88
SCIP notification number (Poland)	cc1aae9d-c676-4fa4-8bfc-9295a56a1312
SCIP notification number (Romania)	5f340b62-9dba-4661-93e3-46e454c1b3e0
SCIP notification number (Sweden)	5a187112-c5a2-46b0-8316-3d72564d28e3

## Approvals / Certificates

### Declarations of conformity and manufacturer's declarations

Approval	Standard	Certificate Name
EU-Declaration of Conformity WAGO GmbH & Co. KG	-	-
UK-Declaration of Conformity WAGO GmbH & Co. KG	-	-

## Downloads

### Environmental Product Compliance

Compliance Search
Environmental Product Compliance 281-512/281-501



## Documentation

Additional Information
Technical Section

pdf  
2246.92 KB



Bid Text			
281-512/281-501	19.02.2019	xml 3.00 KB	
281-512/281-501	14.03.2017	doc 24.00 KB	

## CAD/CAE-Data

CAD data
2D/3D Models 281-512/281-501



CAE data
WSCAD Universe 281-512/281-501
ZUKEN Portal 281-512/281-501



## 1 Compatible Products

### 1.1 Optional Accessories

#### 1.1.1 Jumper

##### 1.1.1.1 Jumper



**Item No.: 281-503**  
Short circuit jumper; for fuse holder; silver-colored

## 1.1.2 Marking

### 1.1.2.1 Marker

**Item No.: 794-4615**

WMB marking card; as card; MARKED; F1, ..., F10 (10x); stretchable 4 - 4.2 mm; Vertical marking; snap-on type; white



**Item No.: 794-4616**

WMB marking card; as card; MARKED; F11, ..., F20 (10x); stretchable 4 - 4.2 mm; Vertical marking; snap-on type; white



**Item No.: 794-4617**

WMB marking card; as card; MARKED; F21, ..., F30 (10x); stretchable 4 - 4.2 mm; Vertical marking; snap-on type; white



**Item No.: 794-4618**

WMB marking card; as card; MARKED; F31, ..., F40 (10x); stretchable 4 - 4.2 mm; Vertical marking; snap-on type; white



**Item No.: 794-4619**

WMB marking card; as card; MARKED; F41, ..., F50 (10x); stretchable 4 - 4.2 mm; Vertical marking; snap-on type; white



**Item No.: 793-4501/000-006**

WMB marking card; as card; stretchable 4 - 4.2 mm; plain; snap-on type; blue



**Item No.: 793-4501/000-014**

WMB marking card; as card; stretchable 4 - 4.2 mm; plain; snap-on type; brown



**Item No.: 793-4501/000-007**

WMB marking card; as card; stretchable 4 - 4.2 mm; plain; snap-on type; gray



**Item No.: 793-4501/000-023**

WMB marking card; as card; stretchable 4 - 4.2 mm; plain; snap-on type; green



**Item No.: 793-4501/000-012**

WMB marking card; as card; stretchable 4 - 4.2 mm; plain; snap-on type; orange



**Item No.: 793-4501/000-005**

WMB marking card; as card; stretchable 4 - 4.2 mm; plain; snap-on type; red



**Item No.: 793-4501/000-024**

WMB marking card; as card; stretchable 4 - 4.2 mm; plain; snap-on type; violet



**Item No.: 793-4501**

WMB marking card; as card; stretchable 4 - 4.2 mm; plain; snap-on type; white



**Item No.: 793-4501/000-002**

WMB marking card; as card; stretchable 4 - 4.2 mm; plain; snap-on type; yellow



**Item No.: 2009-114/000-006**

WMB-Inline; for Smart Printer; 2000 pieces on roll; stretchable 4 - 4.2 mm; plain; snap-on type; blue



**Item No.: 2009-114/000-007**

WMB-Inline; for Smart Printer; 2000 pieces on roll; stretchable 4 - 4.2 mm; plain; snap-on type; gray



**Item No.: 2009-114/000-023**

WMB-Inline; for Smart Printer; 2000 pieces on roll; stretchable 4 - 4.2 mm; plain; snap-on type; green



**Item No.: 2009-114/000-012**

WMB-Inline; for Smart Printer; 2000 pieces on roll; stretchable 4 - 4.2 mm; plain; snap-on type; orange



**Item No.: 2009-114/000-005**

WMB-Inline; for Smart Printer; 2000 pieces on roll; stretchable 4 - 4.2 mm; plain; snap-on type; red



**Item No.: 2009-114/000-024**

WMB-Inline; for Smart Printer; 2000 pieces on roll; stretchable 4 - 4.2 mm; plain; snap-on type; violet



**Item No.: 2009-114**

WMB-Inline; for Smart Printer; 2000 pieces on roll; stretchable 4 - 4.2 mm; plain; snap-on type; white



**Item No.: 2009-114/000-002**

WMB-Inline; for Smart Printer; 2000 pieces on roll; stretchable 4 - 4.2 mm; plain; snap-on type; yellow



## 1.1.3 Terminal blocks

### 1.1.3.1 Carrier terminal block



**Item No.: 280-531**

Double-deck terminal block; for DIN-rail 35 x 15 and 35 x 7.5; 2.5 mm<sup>2</sup>; CAGE CLAMP®; 2,50 mm<sup>2</sup>; blue/gray



**Item No.: 280-514**

Double-deck terminal block; for DIN-rail 35 x 15 and 35 x 7.5; 2.5 mm<sup>2</sup>; CAGE CLAMP®; 2,50 mm<sup>2</sup>; gray/gray



**Item No.: 280-528**

Double-deck terminal block; for DIN-rail 35 x 15 and 35 x 7.5; 2.5 mm<sup>2</sup>; CAGE CLAMP®; 2,50 mm<sup>2</sup>; gray/gray



**Item No.: 280-532**

Double-deck terminal block; with additional jumper position on lower level; for DIN-rail 35 x 15 and 35 x 7.5; 2.5 mm<sup>2</sup>; CAGE CLAMP®; 2,50 mm<sup>2</sup>; blue/gray



**Item No.: 280-891**

Double-deck terminal block; with additional jumper position on lower level; for DIN-rail 35 x 15 and 35 x 7.5; 2.5 mm<sup>2</sup>; CAGE CLAMP®; 2,50 mm<sup>2</sup>; gray/gray



**Item No.: 280-510**

Triple-deck terminal block; for DIN-rail 35 x 15 and 35 x 7.5; 2.5 mm<sup>2</sup>; CAGE CLAMP®; 2,50 mm<sup>2</sup>; green-yellow/blue/gray



**Item No.: 280-889**

Triple-deck terminal block; with additional jumper position on lower level; for DIN-rail 35 x 15 and 35 x 7.5; 2.5 mm<sup>2</sup>; CAGE CLAMP®; 2,50 mm<sup>2</sup>; gray/gray/gray

### 1.1.3.2 Carrier terminal block for modules and plugs



**Item No.: 281-917**

2-conductor carrier terminal block; for DIN-rail 35 x 15 and 35 x 7.5; 4 mm<sup>2</sup>; CA-GE CLAMP®; 4,00 mm<sup>2</sup>; blue

**Item No.: 281-916**

2-conductor carrier terminal block; for DIN-rail 35 x 15 and 35 x 7.5; 4 mm<sup>2</sup>; CA-GE CLAMP®; 4,00 mm<sup>2</sup>; gray

**Item No.: 281-610**

3-conductor carrier terminal block; for DIN-rail 35 x 15 and 35 x 7.5; 4 mm<sup>2</sup>; CA-GE CLAMP®; 4,00 mm<sup>2</sup>; gray

**Item No.: 281-656**

4-conductor carrier terminal block; for DIN-rail 35 x 15 and 35 x 7.5; 4 mm<sup>2</sup>; CA-GE CLAMP®; 4,00 mm<sup>2</sup>; gray

### 1.1.3.3 Double-deck terminal block



**Item No.: 280-531**

Double-deck terminal block; for DIN-rail 35 x 15 and 35 x 7.5; 2.5 mm<sup>2</sup>; CAGE CLAMP®; 2,50 mm<sup>2</sup>; blue/gray

**Item No.: 280-514**

Double-deck terminal block; for DIN-rail 35 x 15 and 35 x 7.5; 2.5 mm<sup>2</sup>; CAGE CLAMP®; 2,50 mm<sup>2</sup>; gray/gray

**Item No.: 280-528**

Double-deck terminal block; for DIN-rail 35 x 15 and 35 x 7.5; 2.5 mm<sup>2</sup>; CAGE CLAMP®; 2,50 mm<sup>2</sup>; gray/gray

**Item No.: 280-532**

Double-deck terminal block; with additional jumper position on lower level; for DIN-rail 35 x 15 and 35 x 7.5; 2.5 mm<sup>2</sup>; CAGE CLAMP®; 2,50 mm<sup>2</sup>; blue/gray



**Item No.: 280-891**

Double-deck terminal block; with additional jumper position on lower level; for DIN-rail 35 x 15 and 35 x 7.5; 2.5 mm<sup>2</sup>; CAGE CLAMP®; 2,50 mm<sup>2</sup>; gray/gray

### 1.1.3.4 Triple-deck terminal block



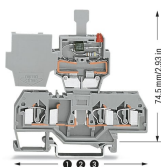
**Item No.: 280-510**

Triple-deck terminal block; for DIN-rail 35 x 15 and 35 x 7.5; 2.5 mm<sup>2</sup>; CAGE CLAMP®; 2,50 mm<sup>2</sup>; green-yellow/blue/gray

**Item No.: 280-889**

Triple-deck terminal block; with additional jumper position on lower level; for DIN-rail 35 x 15 and 35 x 7.5; 2.5 mm<sup>2</sup>; CAGE CLAMP®; 2,50 mm<sup>2</sup>; gray/gray/gray


## Installation Notes



**Length of carrier terminal blocks with a fuse plug:**

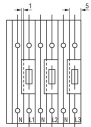
73.5 mm / 2.89 inch für 281-610

## Testing



Using fuse plugs with rail-mount terminal blocks for control circuit protection is highly advantageous because the function and wiring levels are separated:

- No additional cost for assembly and wiring
- No risk of accidental contact with live parts when disconnecting the fuse plug
- The fuse plug is completely separated from the carrier terminal block when replacing a fuse – away from current carrying parts
- The fuse plug can be removed by service personnel
- No unintentional reclosing of the circuit by another person
- Quickly exchange a fuse by using a prepared "stand-by plug" Fuse plug features for quick and safe applications:
- Optional LED indicates blown fuse
- Top-of-unit marking slot provides clear carrier terminal block identification
- Two test slots with touch contacts
- Terminal blocks/plugs provide high-density wiring in a width of just 6 mm
- May be used as a disconnect plug in combination with a shorting link



Open side of terminal block left

When a corresponding neutral circuit is adjacent to the fuse plug, a 5 mm wide space-saving terminal block may be used as a 6 mm fuse plug may overlap the terminal block (see diagram).

For example, 5 mm (0.197 inch) wide carrier terminal blocks can be used with an end plate.