

Type 2 surge protection plug - VAL-US 120 ST - 2800739


Please be informed that the data shown in this PDF Document is generated from our Online Catalog. Please find the complete data in the user's documentation. Our General Terms of Use for Downloads are valid (<http://phoenixcontact.com/download>)



Surge protection plug type 2 with high-capacity varistor for VAL-MS base element, thermal monitoring, visual fault warning. Design: 120 V AC.

RoHS

Key Commercial Data

Packing unit	10 pc
GTIN	 4 046356 644396
GTIN	4046356644396

Technical data

Dimensions

Height	52.4 mm
Width	17.5 mm
Depth	55.3 mm
Horizontal pitch	1 Div.

Ambient conditions

Degree of protection	IP20
Ambient temperature (operation)	-40 °C ... 80 °C
Ambient temperature (storage/transport)	-40 °C ... 80 °C
Altitude	≤ 2000 m (amsl (above mean sea level))
Permissible humidity (operation)	5 % ... 95 %
Shock (operation)	25g (Half-sine / 11 ms / 3x ±X, ±Y, ±Z)
Vibration (operation)	5g (10 ... 500 Hz / 2.5 h / X, Y, Z)

General

IEC test classification	II
	T2
EN type	T2
Mode of protection	L-N

Type 2 surge protection plug - VAL-US 120 ST - 2800739

Technical data

General

	L-PEN
Mounting type	on base element
Color	jet black RAL 9005
Housing material	PA 6.6
Degree of pollution	2
Flammability rating according to UL 94	V-0
Type	Male
Number of positions	1
Arrester can be tested with CHECKMASTER from software version:	From SW rev. 1.10
Surge protection fault message	optical

Protective circuit

Nominal voltage U_N	120/208 V AC (TN)
Nominal frequency f_N	60 Hz (50 Hz)
Maximum continuous voltage U_C	175 V AC
Residual current I_{PE}	≤ 0.45 mA
Standby power consumption P_C	≤ 80 mVA
Nominal discharge current I_n (8/20) μ s	20 kA
Maximum discharge current I_{max} (8/20) μ s	40 kA
Short-circuit current rating I_{SCCR}	25 kA
Voltage protection level U_p	≤ 0.9 kV
Residual voltage U_{res}	≤ 0.9 kV (at I_n)
	≤ 0.75 kV (at 10 kA)
	≤ 0.6 kV (at 5 kA)
	≤ 0.55 kV (at 3 kA)
TOV behavior at U_T	208 V AC (5 s / withstand mode)
	240 V AC (120 min / safe failure mode)
Response time t_A	≤ 25 ns
Max. backup fuse with branch wiring	125 A (gG)

Connection data

Connection method	VALVETRAB plug-in system
-------------------	--------------------------

UL specifications

SPD Type	4CA
Maximum continuous operating voltage MCOV (L-N)	175 V AC
Nom. voltage	120 V AC
Mode of protection	L-N
Power distribution system	1
Nominal frequency	50/60 Hz
Measured limiting voltage MLV (L-N)	1600 V
Nominal discharge current I_n (L-N)	10 kA

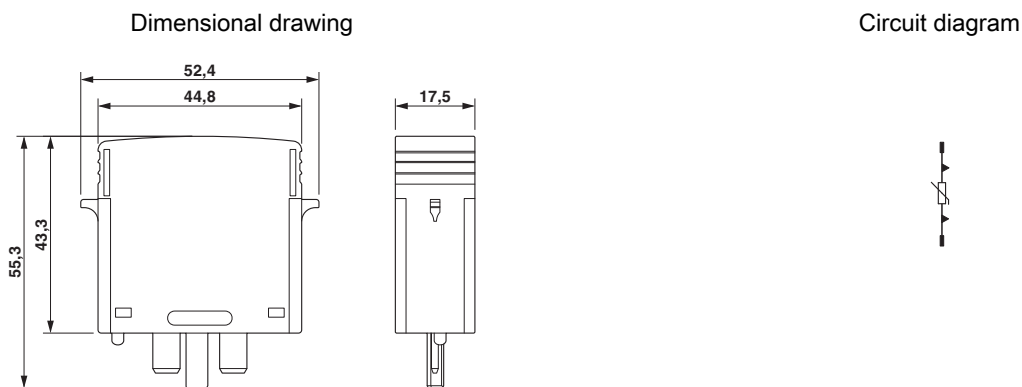
Type 2 surge protection plug - VAL-US 120 ST - 2800739

Technical data

Standards and Regulations

Standards/regulations	IEC 61643-11 2011
	EN 61643-11 2012

Drawings



Approvals

Approvals

Approvals

UL Recognized / cUL Recognized / CSA / EAC / cULus Recognized


Ex Approvals


Approval details

UL Recognized		http://database.ul.com/cgi-bin/XYV/template/LISEXT/1FRAME/index.htm	FILE E 330181
cUL Recognized		http://database.ul.com/cgi-bin/XYV/template/LISEXT/1FRAME/index.htm	FILE E 330181
CSA		http://www.csagroup.org/services-industries/product-listing/	13631

Type 2 surge protection plug - VAL-US 120 ST - 2800739

Approvals

EAC		RU C- DE.A*30.B01561
-----	---	-------------------------

cULus Recognized		http://database.ul.com/cgi-bin/XYV/template/LISEXT/1FRAME/index.htm
------------------	---	---

Phoenix Contact 2018 © - all rights reserved
<http://www.phoenixcontact.com>

PHOENIX CONTACT GmbH & Co. KG
Flachsmarktstr. 8
32825 Blomberg
Germany
Tel. +49 5235 300
Fax +49 5235 3 41200
<http://www.phoenixcontact.com>