

FO converters - PSI-MOS-RS232/FO 660 T



2708410

<https://www.phoenixcontact.com/de/produkte/2708410>

Please be informed that the data shown in this PDF document is generated from our Online Catalog. Please find the complete data in the user documentation. Our General Terms of Use for Downloads are valid.



FO converter with integrated optical diagnostics, alarm contact, for RS-232 interfaces up to 115.2 kbps, T-coupler with two FO interfaces (FSMA), 660 nm, for polymer/PCF fiber cable

Your advantages

- Supply voltage and data signals routed through the DIN rail connectors
- Connections can be plugged in via a COMBICON screw terminal block
- Redundant power supply possible by means of optional system power supply unit
- High-quality electrical isolation between all interfaces (RS-232 // fiber optic ports // power supply // DIN rail connector)
- Approved for use in zone 2
- Intrinsically safe fiber optic interface (Ex op is) for direct connection to devices in zone 1
- Integrated optical diagnostics for continuous monitoring of FO paths
- Floating switch contact for advance warning of critical FO paths
- Automatic data rate detection for all data rates up to 115.2 kbps

Commercial Data

Item number	2708410
Packing unit	1 pc
Minimum order quantity	1 pc
Sales Key	M1 - Kommunikationstechn.
Product Key	DNC215
Catalog Page	Page 439 (C-6-2019)
GTIN	4017918974107
Weight per Piece (including packing)	255,9 g
Weight per Piece (excluding packing)	195,08 g
Customs tariff number	85176200
Country of origin	DE

Technical Data

Notes

Utilization restriction

EMC note	EMC: class A product, see manufacturer's declaration in the download area
----------	---

Utilization restriction

CCCex note	Use in potentially explosive areas is not permitted in China.
------------	---

Product properties

Product type	Media converter
MTTF	781 Years (SN 29500 standard, temperature 25°C, operating cycle 21%)
	322 Years (SN 29500 standard, temperature 40°C, operating cycle 34.25%)
	133 Years (SN 29500 standard, temperature 40°C, operating cycle 100%)
MTBF	284 Years (Telcordia standard, 25°C temperature, 21% operating cycle (5 days a week, 8 hours a day))
	53 Years (Telcordia standard, 40°C temperature, 34.25% operating cycle (5 days a week, 12 hours a day))

Electrical properties

Electrical isolation	VCC // V.24 (RS-232)
Maximum power dissipation for nominal condition	2.4 W
Test voltage data interface/power supply	1.5 kV _{rms} (50 Hz, 1 min.)

Supply

Supply voltage range	18 V DC ... 30 V DC
Nominal supply voltage	24 V DC (in acc. with UL)
Typical current consumption	100 mA (24 V DC)
Max. current consumption	120 mA
Connection method	COMBICON plug-in screw terminal block

Output data

Switching

Output name	Relay output
Output description	Alarm output
Number of outputs	1
Maximum switching voltage	60 V DC
	42 V AC
Limiting continuous current	0.46 A

Connection data

FO converters - PSI-MOS-RS232/FO 660 T



2708410

<https://www.phoenixcontact.com/de/produkte/2708410>

Supply

Connection method	COMBICON plug-in screw terminal block
Tightening torque	0.56 Nm ... 0.79 Nm

Interfaces

Bit distortion, input	± 35 % (permitted)
Bit distortion, output	< 6.25 %
Signal	Modbus
Transmission channels	2 (1/1), RxD, TxD, full duplex

Data: optical FO

Transmit capacity, minimum	-4.6 dBm (980/1000 µm)
	-16.6 dBm (200/230 µm)
Transmission length incl. 3 dB system reserve	100 m (With F-P 980/1000 230 dB/km with quick mounting connector)
	800 m (With F-K 200/230 10 dB/km with quick mounting connector)
Transmission protocol	Transparent to protocol for RS-232 interface
Connection method	F-SMA
Wavelength	660 nm
Minimum receiver sensitivity	-31.2 dBm
Transmission medium	Polymer fiber
	PCF fiber

Data: V.24 (RS-232) interface in acc. with ITU-T V.28, EIA/TIA-232, DIN 66259-1

Serial transmission speed	4.8 Kbps ... 115.2 Kbps
Connection method	D-SUB 9 plug
Transmission length	≤ 15 m
Conductor cross section flexible max.	2.5 mm ²
Conductor cross section flexible min.	0.2 mm ²
Conductor cross section solid max.	2.5 mm ²
Conductor cross section solid min.	0.2 mm ²
Max. AWG conductor cross section, flexible	14
Min. AWG conductor cross section, flexible	24
Single-wire/terminal point, solid AWG max.	14
Single-wire/terminal point, solid AWG min.	24
Transmission medium	Copper
File format/coding	UART (11 Bit, NRZ)
Data direction switching	Automatic control

Dimensions

Width	35 mm
Height	99 mm
Depth	105 mm

Material specifications

Material	PA 6.6-FR (Housing)
----------	---------------------

Cable / line

FO cable

Fiber types	980/1000 µm
	200/230 µm
	Polymer fiber
	PCF fiber

Environmental and real-life conditions

Ambient conditions

Degree of protection	IP20
Ambient temperature (operation)	-20 °C ... 60 °C
Ambient temperature (storage/transport)	-40 °C ... 85 °C
Altitude	≤ 5000 m (For restrictions, see the manufacturer's declaration for altitude operation)
Permissible humidity (operation)	30 % ... 95 % (non-condensing)

Approval data

CE

Certificate	CE-compliant
-------------	--------------

ATEX

Identification	<input type="checkbox"/> II 3 G Ex nA nC IIC T4 Gc X
Note	Please follow the special installation instructions in the documentation!

ATEX, FO interface

Identification	<input type="checkbox"/> II (2) G [Ex op is Gb] IIC
	<input type="checkbox"/> II (2) D [Ex op is Db] IIIC
Certificate	PTB 06 ATEX 2042 U
Note	Please follow the special installation instructions in the documentation!

UL, USA / Canada

Identification	Class I, Zone 2, AEx nc IIC T5
	Class I, Zone 2, Ex nC nL IIC T5 X
	Class I, Div. 2, Groups A, B, C, D

Corrosive gas test

Identification	ISA-S71.04-1985 G3 Harsh Group A
----------------	----------------------------------

EMC data

Electromagnetic compatibility	Conformance with EMC Directive 2014/30/EU
-------------------------------	---

2708410

<https://www.phoenixcontact.com/de/produkte/2708410>

Noise emission	EN 55011
Noise immunity	EN 61000-6-2:2005
Electrostatic discharge	
Standards/regulations	EN 61000-4-2
Electrostatic discharge	
Contact discharge	± 6 kV
Discharge in air	± 8 kV
Comments	Criterion B
Electromagnetic HF field	
Standards/regulations	EN 61000-4-3
Electromagnetic HF field	
Field intensity	10 V/m
Comments	Criterion A
Fast transients (burst)	
Standards/regulations	EN 61000-4-4
Fast transients (burst)	
Input	± 2 kV
Signal	± 2 kV
Comments	Criterion B
Surge current load (surge)	
Standards/regulations	EN 61000-4-5
Surge current load (surge)	
Input	± 0.5 kV
Signal	± 1 kV
Comments	Criterion B
Conducted interference	
Standards/regulations	EN 61000-4-6
Conducted interference	
Comments	Criterion A
Voltage	10 V
Emitted interference	
Standards/regulations	EN 55011
Comments	Class A, industrial applications
Criteria	
Criterion A	Normal operating behavior within the specified limits.
Criterion B	Temporary impairment to operational behavior that is corrected by the device itself.

FO converters - PSI-MOS-RS232/FO 660 T



2708410

<https://www.phoenixcontact.com/de/produkte/2708410>

Standards and regulations

Free from substances that could impair the application of coating

in accordance with VW-AUDI-Seat central standard P-VW 3.10.7
57 65 0

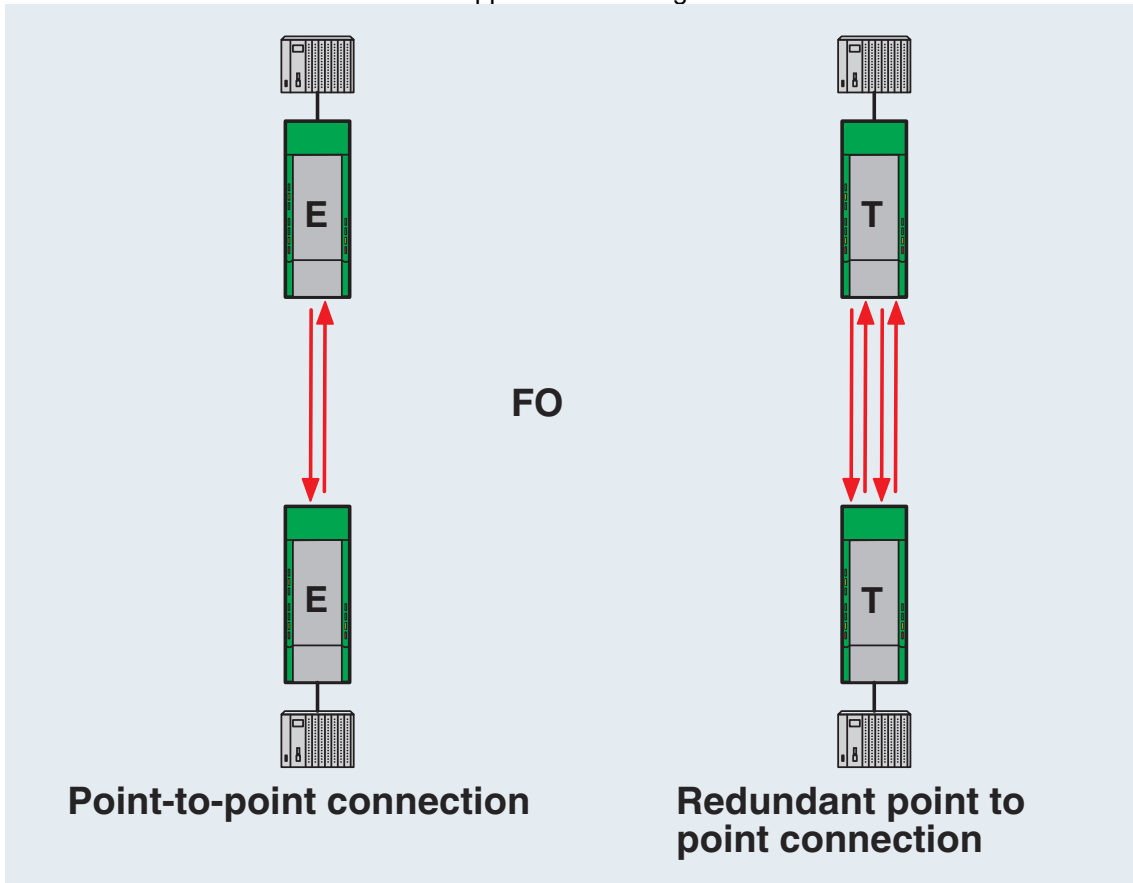
Mounting

Mounting type

DIN rail mounting

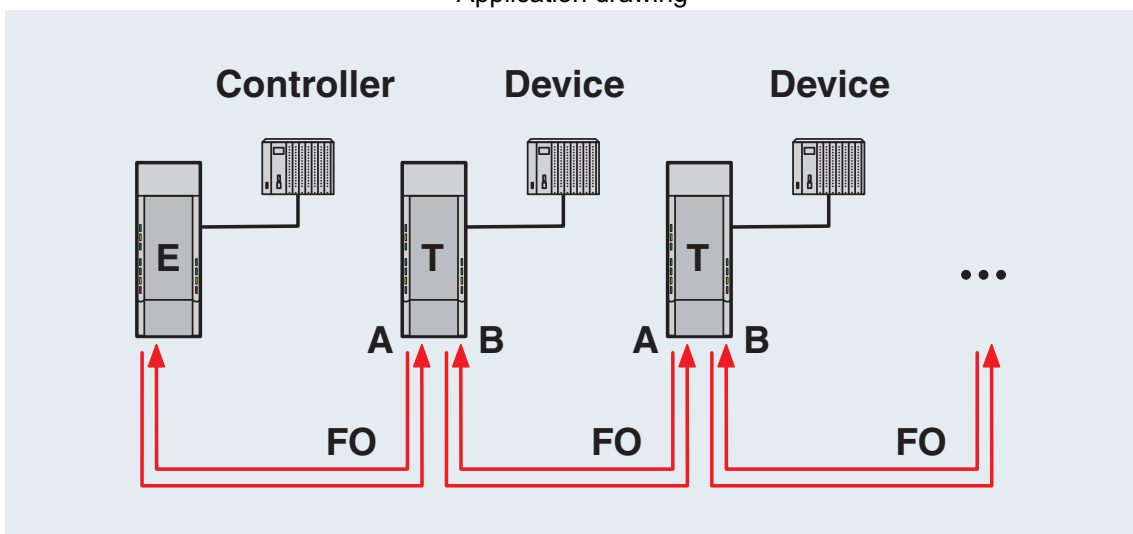
Drawings

Application drawing



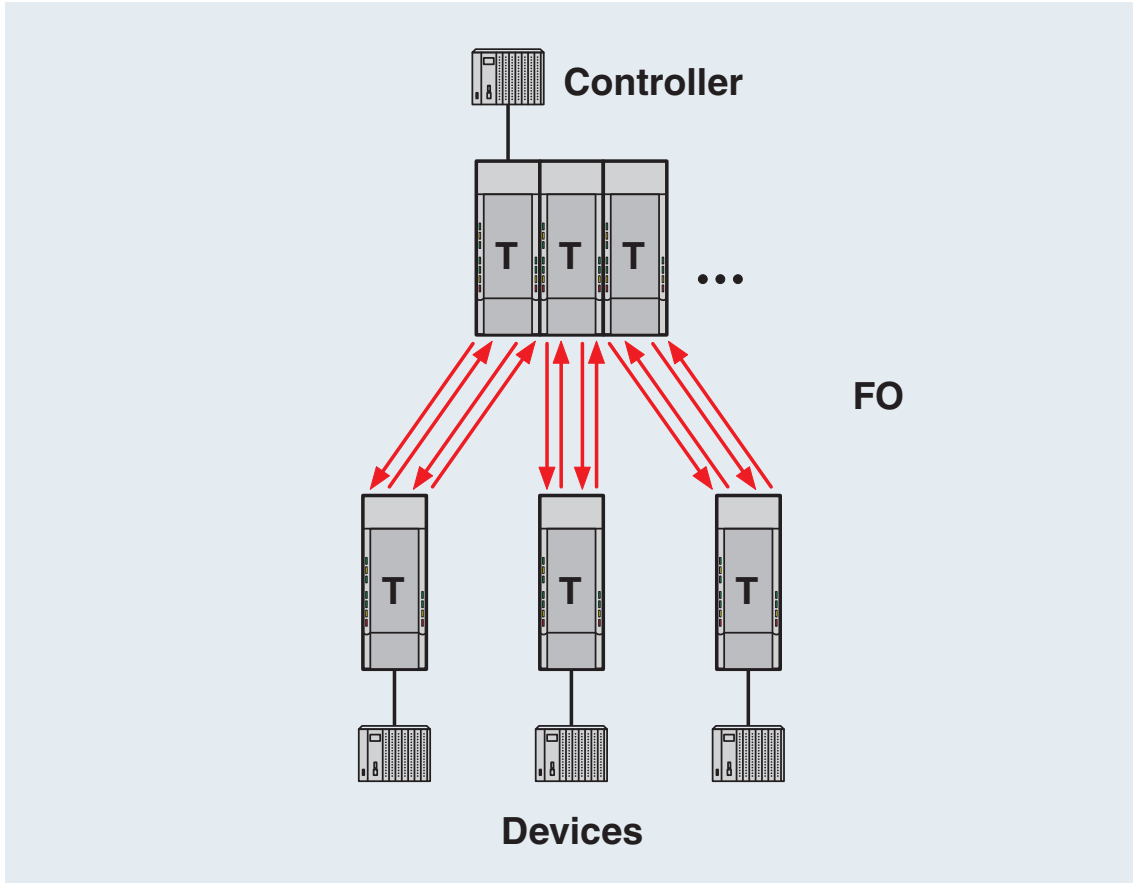
Redundant point-to-point connection

Application drawing



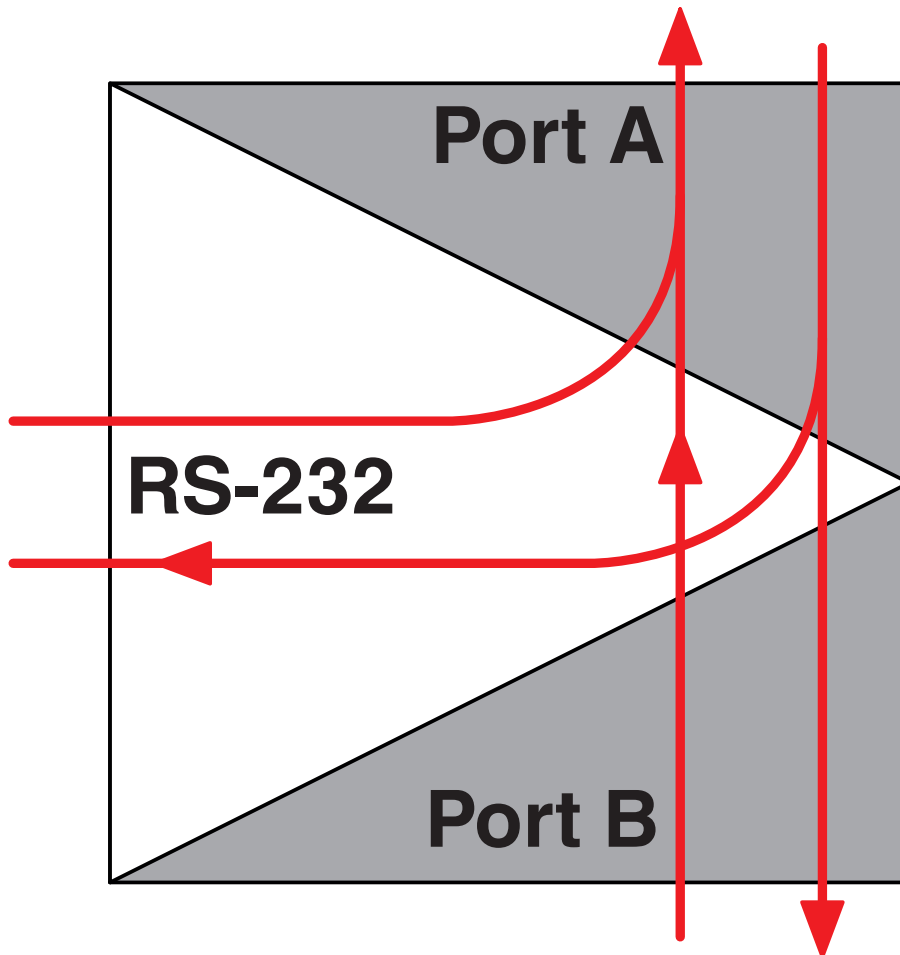
Controller-device line structure

Application drawing



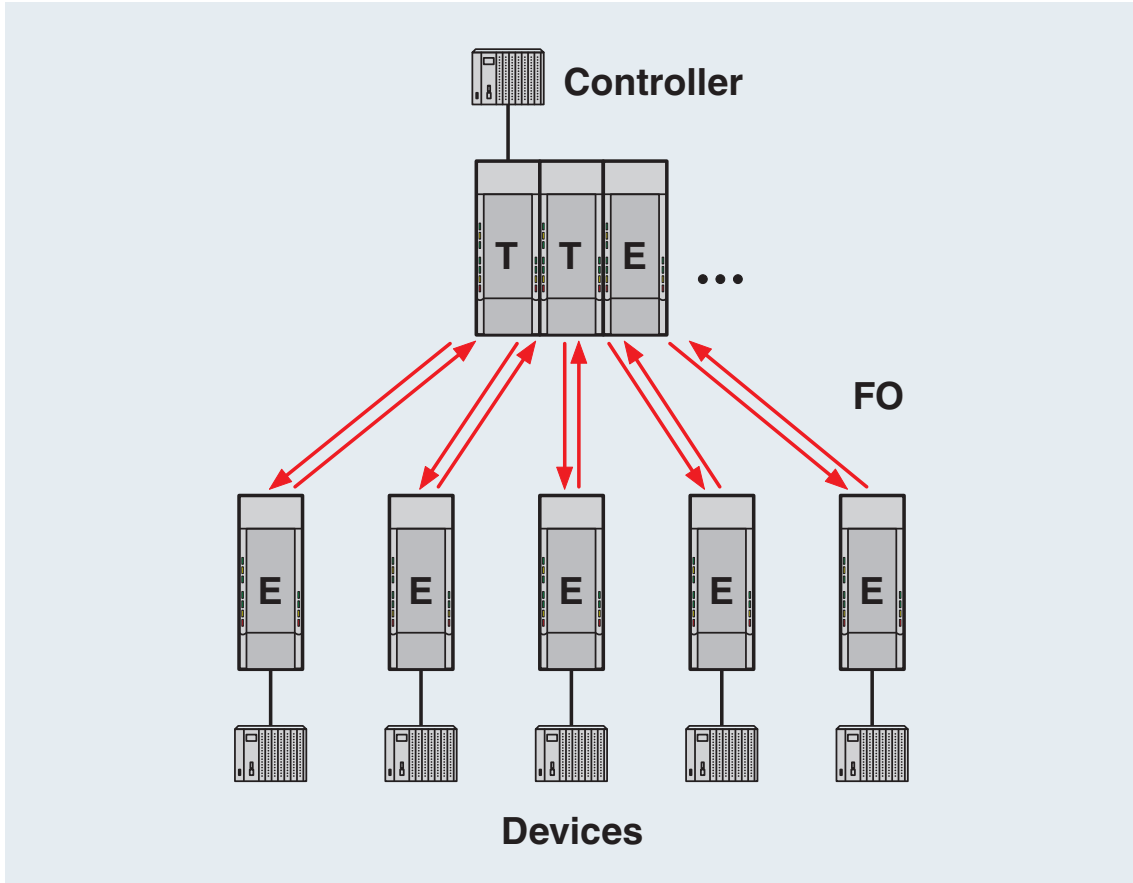
Redundant structure

Schematic diagram



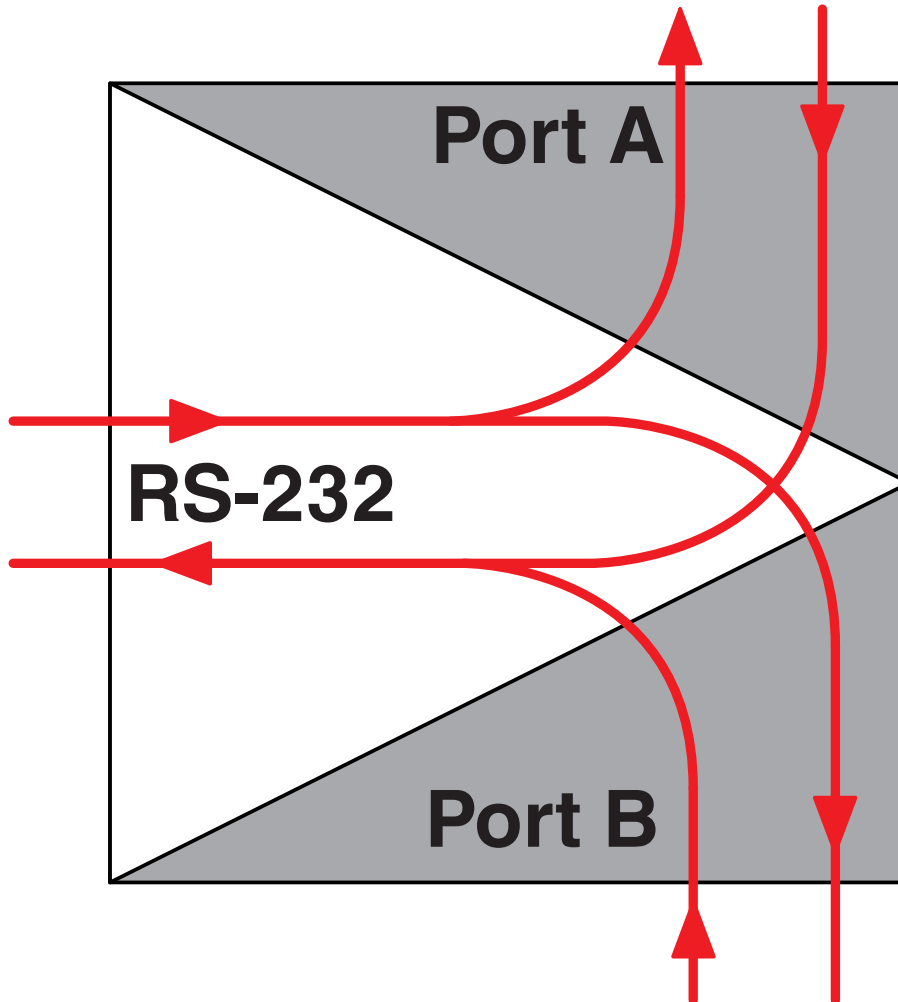
Port assignment in a line structure

Application drawing



Star structure

Schematic diagram



Port assignment in star structures

2708410

<https://www.phoenixcontact.com/de/produkte/2708410>

Approvals



cUL Recognized
Approval ID: FILE E 238705



UL Recognized
Approval ID: FILE E 238705



ATEX
Approval ID: PTB 06 ATEX 2042U

Nominal Voltage U_N

Nominal Current I_N

Cross Section AWG

Cross Section mm^2

-

-



ATEX
Approval ID: PxCIF06ATEX2708261X



cUL Listed
Approval ID: FILE E 199827



UL Listed
Approval ID: FILE E 199827

cULus Recognized

cULus Listed

FO converters - PSI-MOS-RS232/FO 660 T



2708410

<https://www.phoenixcontact.com/de/produkte/2708410>

Classifications

ECLASS

ECLASS-9.0	19170114
ECLASS-10.0.1	19170132
ECLASS-11.0	19170411

ETIM

ETIM 8.0	EC001467
----------	----------

UNSPSC

UNSPSC 21.0	43201500
-------------	----------

FO converters - PSI-MOS-RS232/FO 660 T



2708410

<https://www.phoenixcontact.com/de/produkte/2708410>

Environmental Product Compliance

REACH SVHC	Lead 7439-92-1
China RoHS	Environmentally Friendly Use Period = 50 years
	For information on hazardous substances, refer to the manufacturer's declaration available under "Downloads"

Phoenix Contact 2023 © - all rights reserved
<https://www.phoenixcontact.com>

PHOENIX CONTACT Deutschland GmbH
Flachsmarktstraße 8
D-32825 Blomberg
+49 52 35/3-1 20 00
info@phoenixcontact.de