

Split Round Cable EMI Suppression Cores

Suppression cores for round cables are available for a range of cable diameters. Installed around a cable, these 43 and 44 material cores, provide common-mode filtering for multi-strand cables and differential mode filtering for single conductors.

Polypropylene cases make the assembly of the core halves a snap. Cores are easily installed in equipment where a retrofit proves necessary. See page 101 for available cases.

- Cores are controlled for impedance limits only. Two cores making a set are tested for impedance with a single turn, using a Hewlett Packard HP 4193A Vector Impedance Meter.
- Cores are sold as pieces.
- For one piece round cable EMI suppression cores, see page 94.
- For split round cable EMI suppression cores assembled into cases, see page 101.
- For impedance vs. frequency curves, see Figures 3-12.
- For any split round cable EMI suppression core requirement not listed in the catalog, please contact our customer service group for availability and pricing.
- The Expanded Cable and Connector EMI Suppressor Kit (part number 0199000005) contains a selection of these suppression cores. See page 92.

Dimensions (Bold numbers are in millimeters, light numbers are nominal in inches.)

Typical Impedance(Ω)¹

Part Number*	Fig.	Max. Cable Diameter	A	B	C	D	Wt (g)	25 MHz	100 MHz	Case P/N**	Case Fig.**	Z, R _s , X _L vs. Frequency Curve
2643166751	1	2.5 .100	7.65 - 0.25 .296	2.3+0.25 .095	7.8 - 0.5 .297	3.9 - 0.25 .148	1.1	60	93	–	–	Figure 3
2643165451	1	6.4 .250	15.0±0.25 .590	6.6±0.3 .260	15.25±0.6 .600	7.5±0.15 .295	7.3	94	155	–	–	Figure 4
2643164251	1	6.4 .250	15.0±0.25 .590	6.6±0.3 .260	28.6±0.8 1.125	7.5±0.15 .295	14	163	275	0199164251	1	Figure 5
2643625006	2	7.6 .300	15.9±0.4 .626	7.9±0.3 .311	14.3±0.4 .563	7.95±0.2 .313	5.0	50	113	0199625006	2	Figure 6
2643665806	2	9.3 .365	17.5±0.5 .689	9.5±0.3 .374	12.7±0.4 .500	8.75±0.25 .344	5.2	41	88	0199665806	2	Figure 7
2643167251	1	10.0 .394	18.65±0.4 .735	10.15±0.3 .400	28.6±0.8 1.125	9.4±0.15 .370	18	130	225	0199167251	1	Figure 8
2643800506	2	12.7 .500	21.0±0.5 .827	13.2±0.4 .520	11.9±0.4 .469	10.5±0.25 .413	6.0	35	75	0199800506	2	Figure 9
2643164151	1	12.7 .500	25.9±0.5 1.020	13.05±0.3 .514	28.6±0.8 1.125	12.95±0.25 .510	38	156	250	0199164151	1	Figure 10
2643806406	2	15.0 .591	25.4±0.6 1.000	15.5±0.5 .610	12.7±0.4 .500	12.7±0.3 .500	9.7	43	90	0199806406	2	Figure 11
2644173551	1	19.0 .750	25.9±0.5 1.020	18.8±0.3 .740	38.9±0.4 1.532	13.0±0.25 .512	39	94	195	0199173551	1	Figure 12

*Bold part numbers designate preferred parts.

¹ Guaranteed Z Min is Z Typ -20%

**Refer to page 101 for dimensions and figures for split round cable EMI suppression core cases.

Fair-Rite Products Corp. P.O. Box J, One Commercial Row, Wallkill, NY 12589-0288

Phone: (888) FAIR RITE / (845) 895-2055 • FAX: (888) FERRITE / (845) 895-2629 • www.fair-rite.com • E-Mail: ferrites@fair-rite.com
(888) 324-7748 (888) 337-7483 **Note: (914) Area Code has changed to (845).**

Split Round Cable EMI Suppression Cores

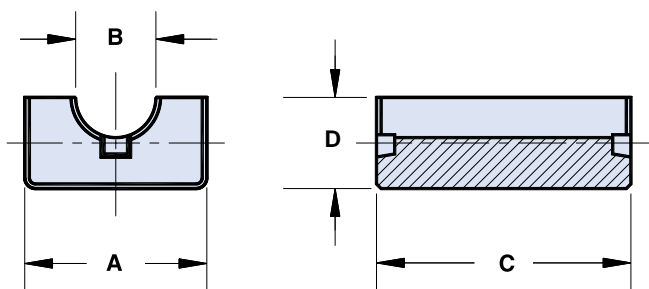


Figure 1

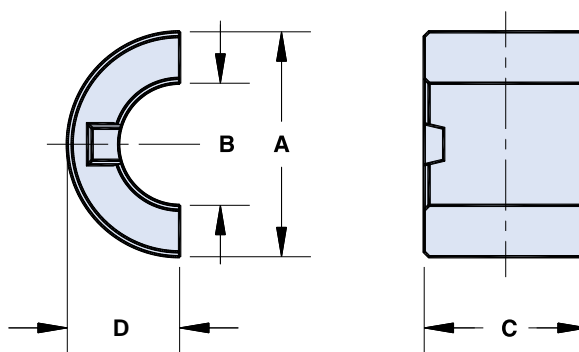


Figure 2

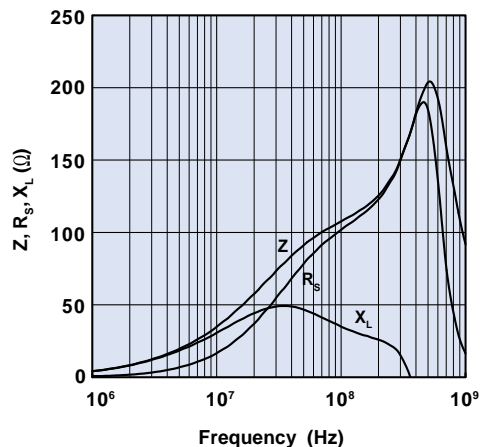


Figure 3 Impedance, Reactance, and Resistance vs. Frequency for 43 material split round cable EMI suppression core 2643166751.

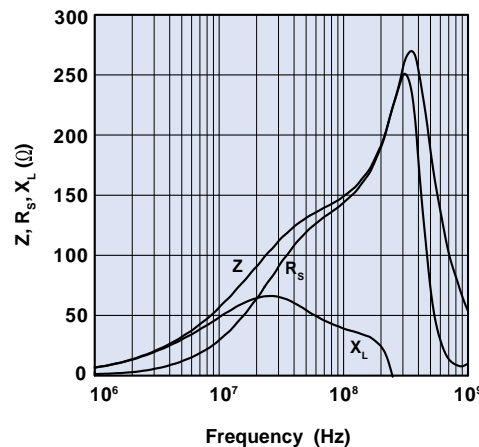


Figure 4 Impedance, Reactance, and Resistance vs. Frequency for 43 material split round cable EMI suppression core 2643165451.

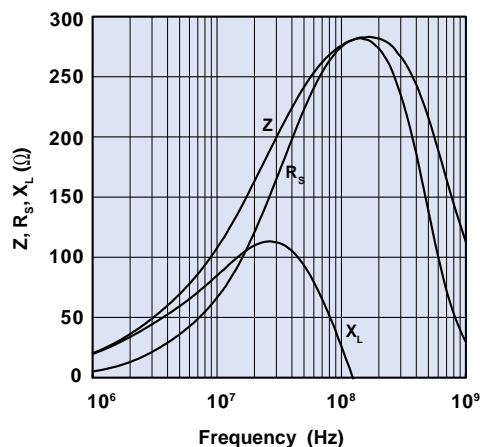


Figure 5 Impedance, Reactance, and Resistance vs. Frequency for 43 material split round cable EMI suppression core 2643164251.

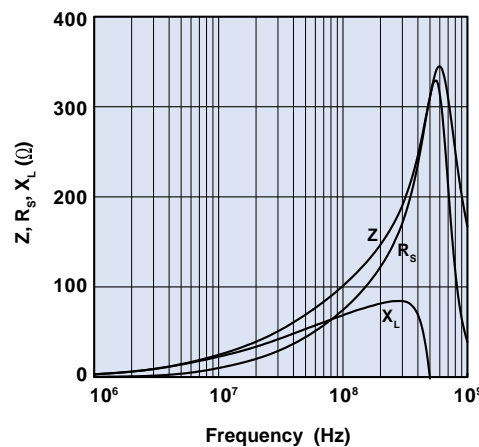


Figure 6 Impedance, Reactance, and Resistance vs. Frequency for 43 material split round cable EMI suppression core 2643625006.

Split Round Cable EMI Suppression Cores

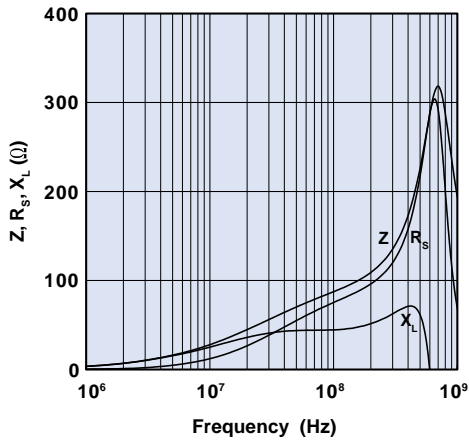


Figure 7 Impedance, Reactance, and Resistance vs. Frequency for 43 material split round cable EMI suppression core 2643665806.

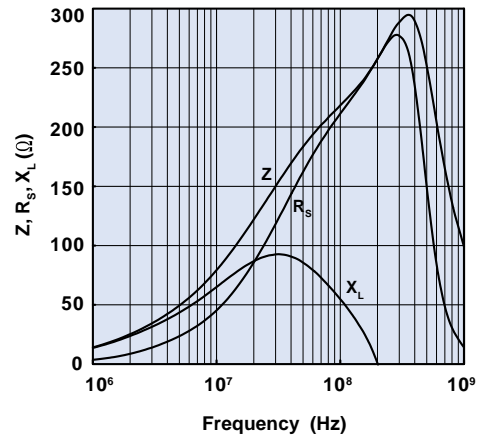


Figure 8 Impedance, Reactance, and Resistance vs. Frequency for 43 material split round cable EMI suppression core 2643167251.

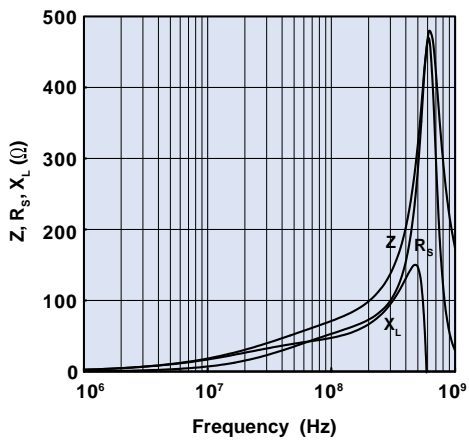


Figure 9 Impedance, Reactance, and Resistance vs. Frequency for 43 material split round cable EMI suppression core 2643800506.

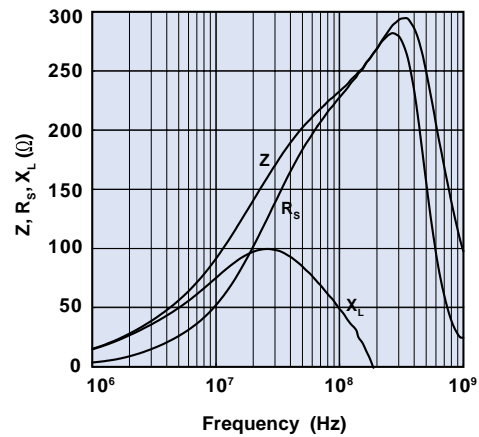


Figure 10 Impedance, Reactance, and Resistance vs. Frequency for 43 material split round cable EMI suppression core 2643164151.

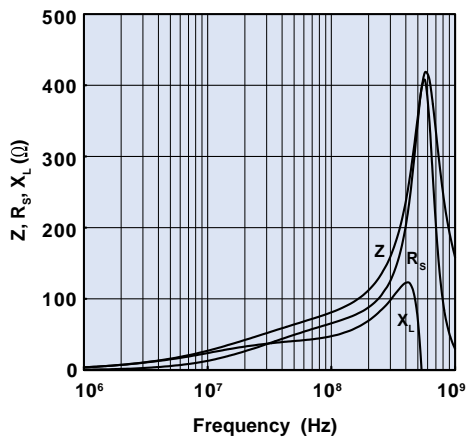


Figure 11 Impedance, Reactance, and Resistance vs. Frequency for 43 material split round cable EMI suppression core 2643806406.

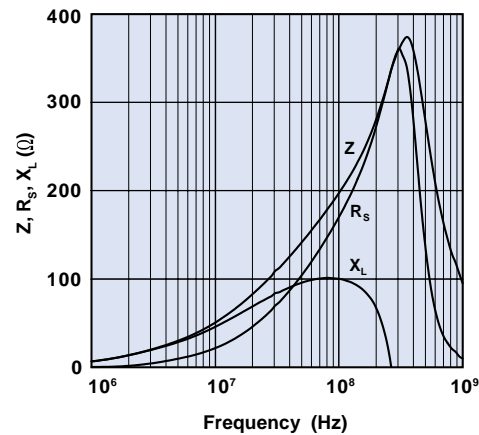


Figure 12 Impedance, Reactance, and Resistance vs. Frequency for 44 material split round cable EMI suppression core 2644173551.

Split Round Cable EMI Suppression Cores

Several cases are available which makes the assembly of the core halves a snap. The polypropylene cases have a flammability rating of UL 94-V0.

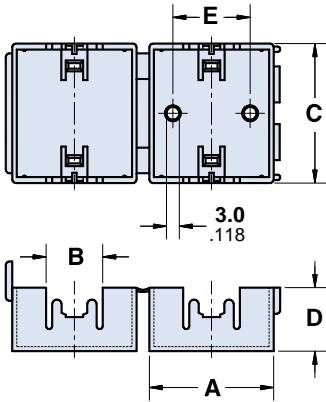


Figure 1

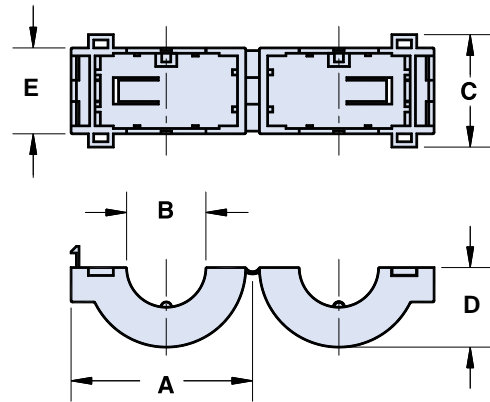


Figure 2

Dimensions (Bold numbers are in millimeters, light numbers are nominal in inches.)

Part Number Case	Fig.	A	B	C	D	E	Part Number* Case & 2 Ferrite Parts
0199164251	1	17.9 .705	7.0 .275	32.3 1.272	9.2 .362	9.0 .354	0443164251
0199625006	2	24.7 .972	7.9 .311	22.8 .898	10.2 .402	17.8 .701	0443625006
0199665806	2	26.3 1.035	9.2 .362	21.4 .843	11.0 .433	16.4 .646	0443665806
0199167251	1	22.1 .870	10.2 .402	32.3 1.272	11.0 .433	9.0 .354	0443167251
0199800506 ⁺	2	29.7 1.169	12.8 .504	20.6 .811	12.7 .500	15.6 .614	0443800506
0199164151	1	29.0 1.142	13.4 .528	32.5 1.280	14.8 .583	18.0 .709	0443164151
0199806406	2	34.3 1.350	15.0 .591	21.2 .835	15.0 .591	16.2 .638	0443806406
0199173551	1	29.2 1.150	19.4 .764	42.0 1.654	14.7 .579	-	0444173551

* See page 102.

⁺ Case is Nylon 6/6 - Flammability rating UL94-V2.