

Data Sheet | Item Number: 2636-3102/020-000

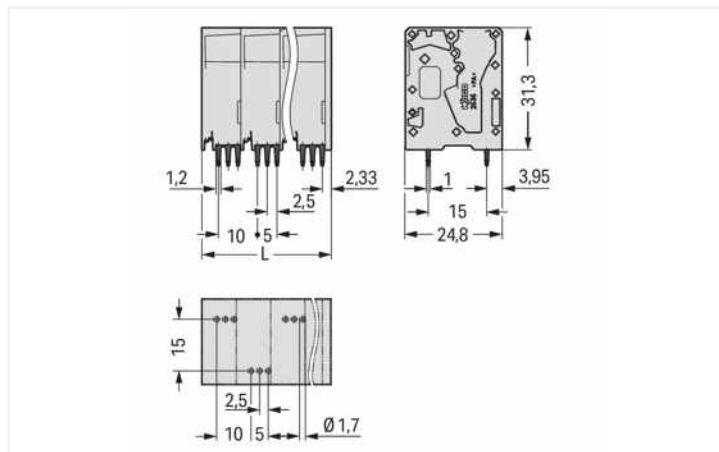
PCB terminal block; 16 mm²; Pin spacing 10 mm; 2-pole; Push-in CAGE CLAMP®; 16,00 mm²; gray

<https://www.wago.com/2636-3102/020-000>



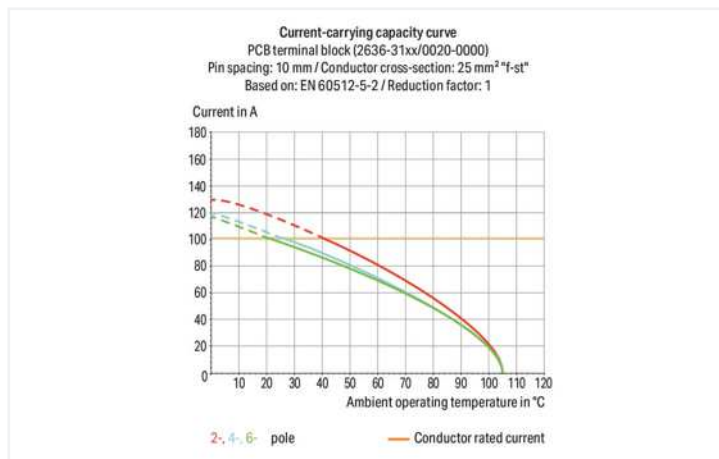
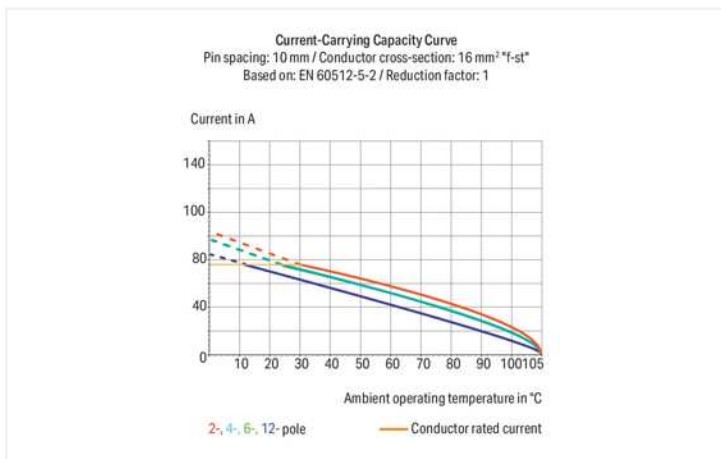
Color: ■ gray

Similar to illustration



Dimensions in mm

$L = (\text{pole no.} - 1) \times \text{pin spacing} + 11.6 \text{ mm}$



- PCB terminal strips with Push-in CAGE CLAMP® connection
- Push-in termination of solid and ferruled conductors
- Ideal for panel feedthrough applications via operation parallel to conductor entry
- Testing can be performed both parallel and perpendicular to conductor entry

Notes

Variants:

Other pole numbers
Direct marking
Other colors
Other versions (or variants) can be requested from WAGO Sales or configured at <https://configurator.wago.com/>.

Electrical data

Ratings per IEC/EN

| | |
|-------------------------------|----------------|
| Ratings per | IEC/EN 60664-1 |
| Nominal voltage (III/3) | 1000 V |
| Rated impulse voltage (III/3) | 8 kV |
| Rated voltage (III/2) | 1000 V |
| Rated impulse voltage (III/2) | 8 kV |
| Nominal voltage (II/2) | 1000 V |
| Rated surge voltage (II/2) | 8 kV |
| Rated current | 76 A |

Ratings per IEC/EN

| | |
|------------------|---|
| Legend (ratings) | (III / 2) ≙ Overvoltage category III / Pollution degree 2 |
|------------------|---|

Ratings per UL 1059

| | |
|--------------------------------|-------|
| Rated voltage UL (Use Group B) | 600 V |
| Rated current UL (Use Group B) | 66 A |
| Rated voltage UL (Use Group C) | 600 V |
| Rated current UL (Use Group C) | 66 A |

Ratings per CSA

| | |
|---------------------------------|-------|
| Approvals per | CSA |
| Rated voltage CSA (Use Group B) | 600 V |
| Rated current CSA (Use Group B) | 66 A |
| Rated voltage CSA (Use Group C) | 600 V |
| Rated current CSA (Use Group C) | 66 A |

Connection data

| | |
|----------------------------|---|
| Connection points | 2 |
| Total number of potentials | 2 |
| Number of connection types | 1 |
| Number of levels | 1 |

Connection 1

| | |
|---|--|
| Connection technology | Push-in CAGE CLAMP® |
| Actuation type | Operating tool |
| Solid conductor | 0.75 ... 16 mm ² / 18 ... 4 AWG |
| Fine-stranded conductor | 0.75 ... 25 mm ² / 18 ... 4 AWG |
| Fine-stranded conductor; with insulated ferrule | 0.75 ... 16 mm ² |
| Fine-stranded conductor; with uninsulated ferrule | 0.75 ... 16 mm ² |
| Fine-stranded conductor; with twin ferrule | 0.75 ... 6 mm ² |
| Strip length | 18 ... 20 mm / 0.71 ... 0.79 inches |
| Conductor connection direction to PCB | 90 ° |
| Pole number | 2 |

Physical data

| | |
|--------------------------------------|--------------------------|
| Pin spacing | 10 mm / 0.394 inches |
| Width | 21.6 mm / 0.85 inches |
| Height | 35.3 mm / 1.39 inches |
| Height from the surface | 31.3 mm / 1.232 inches |
| Depth | 24.8 mm / 0.976 inches |
| Solder pin length | 4 mm |
| Solder pin dimensions | 1.2 x 1 mm |
| Drilled hole diameter with tolerance | 1.7 ^(+0.1) mm |

Mechanical Data

| | |
|---------------|-----------------------|
| Mounting type | Feed-through mounting |
|---------------|-----------------------|

PCB contact

| | |
|-------------------------------------|--|
| PCB contact | THT |
| Solder pin arrangement | over the entire terminal strip (staggered) |
| Number of solder pins per potential | 3 |

Material Data

| | |
|-----------------------------|--|
| Note (material data) | Information on material specifications can be found here |
| Color | gray |
| Material group | I |
| Insulation material | Polyamide (PA66) |
| Flammability class per UL94 | V0 |
| Clamping spring material | Chrome-nickel spring steel (CrNi) |
| Contact material | Electrolytic copper (E _{cu}) |
| Contact plating | Tin |
| Fire load | 0 MJ |

Material Data

| | |
|--------|--------|
| Weight | 16.8 g |
|--------|--------|

Environmental requirements

| | |
|----------------------------------|-----------------|
| Limit temperature range | -60 ... +105 °C |
| Processing temperature | -35 ... +60 °C |
| Continuous operating temperature | -60 ... +105 °C |

Commercial data

| | |
|-----------------------|---------------|
| eCl@ss 10.0 | 27-44-04-01 |
| eCl@ss 9.0 | 27-44-04-01 |
| ETIM 8.0 | EC002643 |
| ETIM 7.0 | EC002643 |
| PU (SPU) | 50 pcs |
| Packaging type | Box |
| Country of origin | DE |
| GTIN | 4055143625517 |
| Customs tariff number | 85369010000 |

Approvals / Certificates

General approvals



| Approval | Standard | Certificate Name |
|--|---------------|------------------|
| CB DEKRA Certification B.V. | EN 60947-7-4 | NL-61617 |
| CSA DEKRA Certification B.V. | C22.2 | 70154737 |
| cURus Underwriters Laboratories Inc. | C22.2 No. 158 | E45172 |
| KEMA/KEUR DEKRA Certification B.V. | EN 60947-7-4 | 71-110774 |

Downloads

Environmental Product Compliance

Compliance Search

Environmental Product
Compliance
2636-3102/020-000



Documentation

| Additional Information | | | |
|------------------------|------------|-------------------|--|
| Technical Section | 03.04.2019 | pdf 1949.09 KB | |

CAD/CAE-Data

| CAD data |
|-----------------------------------|
| 2D/3D Models 2636-3102/020-000 |

| CAE data |
|-----------------------------------|
| ZUKEN Portal 2636-3102/020-000 |

1 Compatible Products

1.1 Optional Accessories

1.1.1 Ferrule

1.1.1.1 Ferrule



Item No.: 216-284
 Ferrule; Sleeve for 1.5 mm² / AWG 16; insulated; electro-tin plated; electrolytic copper; gastight crimped; acc. to DIN 46228, Part 4/09.90; black



Item No.: 216-289
 Ferrule; Sleeve for 10 mm² / AWG 8; insulated; electro-tin plated; electrolytic copper; gastight crimped; acc. to DIN 46228, Part 4/09.90; red



Item No.: 216-210
 Ferrule; Sleeve for 16 mm² / AWG 6; insulated; electro-tin plated; electrolytic copper; gastight crimped; acc. to DIN 46228, Part 4/09.90; blue



Item No.: 216-286
 Ferrule; Sleeve for 2.5 mm² / AWG 14; insulated; electro-tin plated; electrolytic copper; gastight crimped; acc. to DIN 46228, Part 4/09.90; blue



Item No.: 216-287
 Ferrule; Sleeve for 4 mm² / AWG 12; insulated; electro-tin plated; electrolytic copper; gastight crimped; acc. to DIN 46228, Part 4/09.90; gray



Item No.: 216-288
 Ferrule; Sleeve for 6 mm² / AWG 10; insulated; electro-tin plated; electrolytic copper; gastight crimped; acc. to DIN 46228, Part 4/09.90; yellow

1.1.2 Tool

1.1.2.1 Operating tool



Item No.: 210-721
 Operating tool; Blade: 5.5 x 0.8 mm; with a partially insulated shaft; multicoloured

Installation Notes

Conductor termination



Insert fine-stranded conductors and remove all conductor types via operating tool.

Conductor termination



Insert solid conductors via push-in termination.