

**SET AAP13 6/1.5/12C****Weidmüller Interface GmbH & Co. KG**

Klingenbergstraße 26

D-32758 Detmold

Germany

www.weidmueller.com

**Product image**

The unique modular concept can be tailored to every type of machine. The potential distribution terminal blocks AAP are successful thanks to their uniform design with two possible constructions – alternating or grouped. With the alternating design of the control voltage distribution, both potentials are located on only one terminal block.

**General ordering data**

Version	Modular distribution terminals, PUSH IN, 6 mm <sup>2</sup> , 250 V, 41 A, dark beige
Order No.	<a href="#">2506340000</a>
Type	SET AAP13 6/1.5/12C
GTIN (EAN)	4050118520729
Qty.	1 pc(s).

Creation date October 11, 2023 8:40:29 AM CEST

Catalogue status 30.09.2023 / We reserve the right to make technical changes.

## SET AAP13 6/1.5/12C

**Weidmüller Interface GmbH & Co. KG**

Klingenbergstraße 26

D-32758 Detmold

Germany

www.weidmueller.com

## Technical data

### Dimensions and weights

Depth	47 mm	Depth (inches)	1.85 inch
Depth including DIN rail	48 mm	Height	96 mm
Height (inches)	3.78 inch	Width	24.5 mm
Width (inches)	0.965 inch	Net weight	65.951 g

### Temperatures

Storage temperature	-25 °C...55 °C	Continuous operating temp., min.	-60 °C
Continuous operating temp., max.	130 °C		

### Material data

Material	Wemid	Colour	dark beige
Colour of operational elements	red	UL 94 flammability rating	V-0

### Rating data IECEx/ATEX

Marking EN 60079-7	Ex ec II C Gc	Ex 2014/34/EU label	II 2 G D
--------------------	---------------	---------------------	----------

### System specifications

End cover plate required	No	Number of potentials	2
Number of levels	1	Number of clamping points per level	26
Number of potentials per tier	2	Levels cross-connected internally	No
PE connection	No	Rail	TS 35
N-function	No	PE function	No
PEN function	No		

### Additional technical data

Installation advice	Rail	Open sides	right
Type of fixing	Snap-on	Type of mounting	TS 35

### Conductors for clamping (additional connection)

Blade size, additional connection	0.4 x 2.0 mm	Clamping range, further connection, max.	1.5 mm <sup>2</sup>
Clamping range, further connection, min.	0.14 mm <sup>2</sup>	Conductor cross-section, flexible plus plastic collar DIN 46228/1, further connection, max.	1 mm <sup>2</sup>
Conductor cross-section, flexible plus plastic collar DIN 46228/1, further connection, min.	0.5 mm <sup>2</sup>	Conductor cross-section, flexible, further connection, min.	0.5 mm <sup>2</sup>
Connection direction	top	Connection type, additional connection	PUSH IN
Cross-section for connected wire, AWG, additional connection, max.	AWG 14	Cross-section for connected wire, AWG, additional connection, min.	AWG 26
Cross-section for connected wire, flexible, further connection, max.	1.5 mm <sup>2</sup>	Cross-section for connected wire, multi-core, further connection, max.	1.5 mm <sup>2</sup>
Cross-section for connected wire, multi-core, further connection, min.	0.5 mm <sup>2</sup>	Cross-section for connected wire, solid-core, further connection, max.	1.5 mm <sup>2</sup>
Cross-section for connected wire, solid-core, further connection, min.	0.5 mm <sup>2</sup>	Rated cross-section, further connection	1.5 mm <sup>2</sup>
Stripping length, additional connection	8 mm		

## SET AAP13 6/1.5/12C

**Weidmüller Interface GmbH & Co. KG**  
 Klingenbergstraße 26  
 D-32758 Detmold  
 Germany

www.weidmueller.com

## Technical data

### Conductors for clamping (rated connection)

Blade size	1.0 x 5.5 mm			
Clamping range, max.	6 mm <sup>2</sup>			
Clamping range, min.	0.34 mm <sup>2</sup>			
Connection cross-section, stranded, max.	6 mm <sup>2</sup>			
Connection cross-section, stranded, min.	0.5 mm <sup>2</sup>			
Connection direction	top			
Gauge to IEC 60947-1	A5			
Number of connections	1			
Stripping length	12 mm			
Tube length for twin wire-end ferrule	Tube length	max.	12 mm	
		min.	10 mm	
	Cross-section for conductor connection	nominal	0.5 mm <sup>2</sup>	
		Tube length	max.	18 mm
		min.	10 mm	
	Cross-section for conductor connection	nominal	0.75 mm <sup>2</sup>	
		Tube length	max.	18 mm
			min.	12 mm
	Cross-section for conductor connection	min.	1 mm <sup>2</sup>	
		max.	1.5 mm <sup>2</sup>	
	Tube length for wire-end ferrule with plastic collar DIN 46228/4	Cross-section for conductor connection	min.	0.5 mm <sup>2</sup>
			max.	1 mm <sup>2</sup>
Tube length		max.	12 mm	
		min.	10 mm	
Cross-section for conductor connection		nominal	1.5 mm <sup>2</sup>	
		Tube length	max.	18 mm
			min.	10 mm
Cross-section for conductor connection		nominal	2.5 mm <sup>2</sup>	
		Tube length	max.	18 mm
			min.	12 mm
Cross-section for conductor connection		min.	4 mm <sup>2</sup>	
		max.	6 mm <sup>2</sup>	
Tube length		max.	18 mm	
		min.	10 mm	
Tube length for wire-end ferrule without plastic collar DIN 46228/1		Tube length	nominal	10 mm
			Cross-section for conductor connection	min.
				max.
		Tube length	max.	18 mm <sup>2</sup>
	min.		10 mm	
	Cross-section for conductor connection	min.	1.5 mm <sup>2</sup>	
		max.	2.5 mm <sup>2</sup>	
	Tube length	max.	18 mm	
		min.	12 mm	
	Cross-section for conductor connection	nominal	4 mm <sup>2</sup>	
		Tube length	max.	18 mm
			min.	10 mm
Cross-section for conductor connection	min.	6 mm <sup>2</sup>		
	max.	10 mm <sup>2</sup>		
Twin wire-end ferrules, max.	1.5 mm <sup>2</sup>			
Twin wire-end ferrules, min.	0.5 mm <sup>2</sup>			
Type of connection	PUSH IN			
Wire connection cross section AWG, max.	AWG 8			
Wire connection cross section AWG, min.	AWG 22			

## SET AAP13 6/1.5/12C

Weidmüller Interface GmbH &amp; Co. KG

Klingenbergstraße 26

D-32758 Detmold

Germany

www.weidmueller.com

## Technical data

Wire connection cross section, finely stranded, max.	6 mm <sup>2</sup>
Wire connection cross section, finely stranded, min.	0.5 mm <sup>2</sup>
Wire connection cross-section, finely stranded with wire-end ferrules DIN 46228/1, max.	6 mm <sup>2</sup>
Wire connection cross-section, finely stranded with wire-end ferrules DIN 46228/1, min.	0.5 mm <sup>2</sup>
Wire connection cross-section, finely stranded with wire-end ferrules DIN 46228/4, max.	6 mm <sup>2</sup>
Wire connection cross-section, finely stranded with wire-end ferrules DIN 46228/4, min.	0.5 mm <sup>2</sup>
Wire connection cross-section, solid core, max.	6 mm <sup>2</sup>
Wire connection cross-section, solid core, min.	0.5 mm <sup>2</sup>

## General

Installation advice	Rail	Rail	TS 35
Standards	In accordance with IEC 60947-7-1	Wire connection cross section AWG, max.	AWG 8
Wire connection cross section AWG, min.	AWG 22		

## Rating data

Rated cross-section	6 mm <sup>2</sup>	Rated voltage	250 V
Rated DC voltage	250 V	Rated current	41 A
Current at maximum wires	41 A	Standards	In accordance with IEC 60947-7-1
Volume resistance according to IEC 60947-7-x	0.78 mΩ	Rated impulse withstand voltage	4 kV
Power loss in accordance with IEC 60947-7-x	1.31 W	Pollution severity	3
Surge voltage category	III		

## Classifications

ETIM 6.0	EC001284	ETIM 7.0	EC001284
ETIM 8.0	EC001284	ETIM 9.0	EC001284
ECLASS 9.0	27-14-11-06	ECLASS 9.1	27-14-11-06
ECLASS 10.0	27-14-11-06	ECLASS 11.0	27-14-11-06
ECLASS 12.0	27-14-11-06	ECLASS 13.0	27141106

## Approvals

Approvals



**SET AAP13 6/1.5/12C****Weidmüller Interface GmbH & Co. KG**

Klingenbergstraße 26

D-32758 Detmold

Germany

[www.weidmueller.com](http://www.weidmueller.com)**Technical data****Downloads**

Approval/Certificate/Document of Conformity	<a href="#">DE PT0205 20180316 016 ISSUE01.pdf</a> <a href="#">DNVGL certificate</a> <a href="#">UKCA declaration of conformity</a>
Engineering Data	<a href="#">CAD data – STEP</a>
User Documentation	<a href="#">StorageConditionsTerminalBlocks</a> <a href="#">User Manual AXC 1.5-16</a>
Catalogues	<a href="#">Catalogues in PDF-format</a>

**SET AAP13 6/1.5/12C**

**Weidmüller Interface GmbH & Co. KG**  
 Klingenbergstraße 26  
 D-32758 Detmold  
 Germany

www.weidmueller.com

**Accessories**

**Digital multimeters**



Multimeters are capable of measuring a number of variables. Each instrument can measure voltage and resistance, as well as performing continuity and diode testing as standard. In addition, the individual multimeters also feature extra measuring options such as current, frequency, capacitance and temperature. Digital multimeters have the advantage of a clear display which can be read easily and directly. With these instruments, mistakes arising from faulty conversion of the measuring ranges or misreading the display are a thing of the past.

**General ordering data**

Type	ZUB MULTIMETER	Version	
Order No.	<a href="#">9205270000</a>	Multimeter	
GTIN (EAN)	4032248723522		
Qty.	1 pc(s).		

**Custom printing**



WS markers are the perfect match for the W-series connectors. Thanks to their system compatibility, the WS tags can also be used with the I-series and the Z-series. The large marking surfaces do not only permit long character strings but also multi-line text. WS markers are ideal for labels with long, customised character strings. Thanks to the proven MultiCard format, printing with PrintJet CONNECT oder/or Plotter is possible.

- Can be fitted in strips or individually
- Markers in proven MultiCard format

**For custom printing:** Please send us a file of our labeling software M-Print PRO or M-Print PRO Online (without installation) for your labeling specifications.

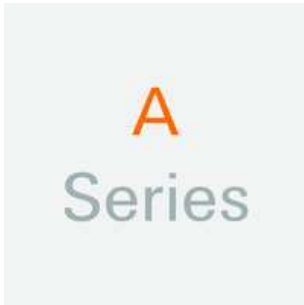
**General ordering data**

Type	WS 10/8 PLUS MC SDR	Version	
Order No.	<a href="#">1906030000</a>	WS, Terminal marker, 10 x 8 mm, Pitch in mm (P): 8.00 Weidmueller,	
GTIN (EAN)	4032248528196	To customer specification	
Qty.	84 pc(s).		

**SET AAP13 6/1.5/12C**

**Weidmüller Interface GmbH & Co. KG**  
 Klingenbergstraße 26  
 D-32758 Detmold  
 Germany

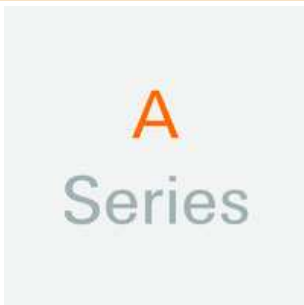
www.weidmueller.com

**Accessories**
**A-Series**


Warning covers with a flash symbol provide more safety for man and machine. They are used where external voltage must be indicated within the application.

**General ordering data**

Type	AAM 6 YE FLASH	Version
Order No.	<a href="#">2635570000</a>	Terminal marker, 13 x 8.1 mm, Pitch in mm (P): 8.00 yellow
GTIN (EAN)	4050118674514	
Qty.	40 pc(s).	

**A-Series**


Weidmüller's range of products includes end brackets that guarantee a permanent, reliable mounting on the terminal rail and prevent sliding. Versions with and without screws are available. The end brackets include marking options, also for group markers, and also a test plug holder.

**General ordering data**

Type	AEB 35 SCL/1 VO	Version
Order No.	<a href="#">2661280000</a>	A-series, End bracket
GTIN (EAN)	4050118702163	
Qty.	20 pc(s).	
Type	AEB 35 SC/1 BK	Version
Order No.	<a href="#">2475310000</a>	A-series, End bracket
GTIN (EAN)	4050118487114	
Qty.	50 pc(s).	
Type	AEB 35 SC/1	Version
Order No.	<a href="#">1991920000</a>	A-series, End bracket
GTIN (EAN)	4050118376722	
Qty.	50 pc(s).	
Type	AEB 35 SCL/1 VO GY	Version
Order No.	<a href="#">2661290000</a>	A-series, End bracket
GTIN (EAN)	4050118702170	
Qty.	20 pc(s).	
Type	AEB 35 SCL/1 VO BK	Version
Order No.	<a href="#">2661300000</a>	A-series, End bracket
GTIN (EAN)	4050118702187	
Qty.	20 pc(s).	

## SET AAP13 6/1.5/12C

Weidmüller Interface GmbH &amp; Co. KG


Klingenbergstraße 26

D-32758 Detmold

Germany

www.weidmueller.com

## Accessories

1.5 mm<sup>2</sup>

The plug-in cross-connections feature easy handling and quick installation. This saves a great deal of time during installation in comparison with screwed solutions.

## General ordering data

Type	ZQV 1.5N/8 RD
Order No.	<a href="#">1985770000</a>
GTIN (EAN)	4050118370508
Qty.	20 pc(s).
Type	ZQV 1.5N/50 RD
Order No.	<a href="#">1985820000</a>
GTIN (EAN)	4050118370270
Qty.	5 pc(s).
Type	ZQV 1.5N/6 RD
Order No.	<a href="#">1985730000</a>
GTIN (EAN)	4050118370454
Qty.	20 pc(s).
Type	ZQV 1.5N/10 RD
Order No.	<a href="#">1985800000</a>
GTIN (EAN)	4050118370393
Qty.	20 pc(s).
Type	ZQV 1.5N/9 RD
Order No.	<a href="#">1985790000</a>
GTIN (EAN)	4050118370386
Qty.	20 pc(s).
Type	ZQV 1.5N/3 RD
Order No.	<a href="#">1985670000</a>
GTIN (EAN)	4050118370348
Qty.	60 pc(s).
Type	ZQV 1.5N/7 RD
Order No.	<a href="#">1985750000</a>
GTIN (EAN)	4050118370249
Qty.	20 pc(s).
Type	ZQV 1.5N/2 RD
Order No.	<a href="#">1985650000</a>
GTIN (EAN)	4050118370324
Qty.	60 pc(s).
Type	ZQV 1.5N/5 RD
Order No.	<a href="#">1985710000</a>
GTIN (EAN)	4050118370256
Qty.	20 pc(s).
Type	ZQV 1.5N/20 RD
Order No.	<a href="#">1985810000</a>
GTIN (EAN)	4050118370355
Qty.	20 pc(s).

Creation date October 11, 2023 8:40:29 AM CEST

Catalogue status 30.09.2023 / We reserve the right to make technical changes.

## SET AAP13 6/1.5/12C

**Weidmüller Interface GmbH & Co. KG**  
 Klingenbergstraße 26  
 D-32758 Detmold  
 Germany

www.weidmueller.com

## Accessories

Type	ZQV 1.5N/4 RD
Order No.	<a href="#">1985690000</a>
GTIN (EAN)	4050118370515
Qty.	60 pc(s).

## Blank



The Dekafix (DEK) marker is the universal marker for all conductor and plug-in connectors as well as for electronic sub-assemblies. The system is ideal for short number sequences and covers a wide range of ready-printed markers.

Strips for fast installation in only one work step. The printing is easy to read, rich in contrast and available in various widths.

- Large range of ready-to-use markers
- Strips for fast installation
- Terminal markers, suitable for all Weidmüller cable connectors
- Available as blank MultiCard or with standard printing

**For custom printing:** Please send us a file of our labeling software M-Print PRO or M-Print PRO Online (without installation) for your labeling specifications.

## General ordering data

Type	DEK 5/8 MC NE WS	Version
Order No.	<a href="#">1856740000</a>	Dekafix, Terminal marker, 5 x 8 mm, Pitch in mm (P): 8.00
GTIN (EAN)	4032248400850	Weidmueller, white
Qty.	800 pc(s).	

## SET AAP13 6/1.5/12C

**Weidmüller Interface GmbH & Co. KG**  
 Klingenbergstraße 26  
 D-32758 Detmold  
 Germany

[www.weidmueller.com](http://www.weidmueller.com)

## Accessories

## Custom printing



The Dekafix (DEK) marker is the universal marker for all conductor and plug-in connectors as well as for electronic sub-assemblies. The system is ideal for short number sequences and covers a wide range of ready-printed markers.

Strips for fast installation in only one work step. The printing is easy to read, rich in contrast and available in various widths.

- Large range of ready-to-use markers
- Strips for fast installation
- Terminal markers, suitable for all Weidmüller cable connectors
- Available as blank MultiCard or with standard printing

**For custom printing:** Please send us a file of our labeling software M-Print PRO or M-Print PRO Online (without installation) for your labeling specifications.

## General ordering data

Type	DEK 5/8 PLUS MC SDR	Version
Order No.	<a href="#">1046370000</a>	Dekafix, Terminal marker, 5 x 8 mm, Pitch in mm (P): 8.00
GTIN (EAN)	4032248782079	Weidmueller, To customer specification
Qty.	160 pc(s).	
Type	DEK 5/8 MC SDR	Version
Order No.	<a href="#">1856750000</a>	Dekafix, Terminal marker, 5 x 8 mm, Pitch in mm (P): 8.00
GTIN (EAN)	4032248400867	Weidmueller, To customer specification
Qty.	160 pc(s).	

## SET AAP13 6/1.5/12C

**Weidmüller Interface GmbH & Co. KG**  
 Klingenbergstraße 26  
 D-32758 Detmold  
 Germany

www.weidmueller.com

## Accessories

## Blank



WS markers are the perfect match for the W-series connectors. Thanks to their system compatibility, the WS tags can also be used with the I-series and the Z-series. The large marking surfaces do not only permit long character strings but also multi-line text. WS markers are ideal for labels with long, customised character strings. Thanks to the proven MultiCard format, printing with PrintJet CONNECT oder/or Plotter is possible.

- Can be fitted in strips or individually
- Markers in proven MultiCard format

**For custom printing:** Please send us a file of our labeling software M-Print PRO or M-Print PRO Online (without installation) for your labeling specifications.

## General ordering data

Type	WS 10/8 PLUS MC NE WS	Version
Order No.	<a href="#">1905950000</a>	WS, Terminal marker, 10 x 8 mm, Pitch in mm (P): 8.00 Weidmueller,
GTIN (EAN)	4032248528103	white
Qty.	420 pc(s).	

## DEK 5/8



## WS/ DEK

MultiMark terminal markers use an innovative composite material made from two components. The hard base contour of the marker snaps securely into the connector. The elastic surface finish makes the marker easy to mount. This specially punched material enables the strips to be stretched to accommodate the slight variations in spacing that tend to add up, especially with long terminal blocks. Another advantage: the excellent printability of the surface material guarantees durable and wear-resistant labelling. A print resolution of 300 dpi also produces a very legible script.

**Your benefits with MultiMark**

- Firm hold and durable printing
- Continuous strips save installation time
- Easy mounting thanks to an innovative composite material
- Large label field for optimal legibility
- High flexibility thanks to manufacturer independence


## General ordering data

Type	DEK 5/8 MM WS	Version
Order No.	<a href="#">2007130000</a>	Dekafix, Terminal marker, 5 x 8 mm, Weidmueller, white
GTIN (EAN)	4050118392012	
Qty.	500 pc(s).	

**SET AAP13 6/1.5/12C**

**Weidmüller Interface GmbH & Co. KG**  
 Klingenbergstraße 26  
 D-32758 Detmold  
 Germany

www.weidmueller.com

**Accessories**
**Slotted screwdriver**


Slotted screwdriver with rounded blade SD DIN 5265, ISO 2380/2, output to DIN 5264, ISO 2380/1. ChromTop tip, SoftFinish grip

**General ordering data**

Type	SDS 0.4X2.0X60	Version
Order No.	<a href="#">2749260000</a>	Screwdriver, Blade width (B): 2 mm, Blade length: 60 mm, Blade thickness (A): 0.4 mm
GTIN (EAN)	4050118895537	
Qty.	10 pc(s).	

**Marker holder**


The marker holder offer the possibility of additional mounting of standard markers with a pitch of 5 or 5.1 mm. The angled holders can be optionally snapped together and could be mounted in all standard marking channels of the Klippon® Connect modular terminal blocks. Fitting marker types could be found under the respective accessories of the designation marking holder.

**General ordering data**

Type	BZT 1 WS 10/5	Version
Order No.	<a href="#">1805490000</a>	Accessories, Marker holder
GTIN (EAN)	4032248270231	
Qty.	100 pc(s).	
Type	BZT 1 ZA WS 10/5	Version
Order No.	<a href="#">1805520000</a>	Accessories, Marker holder
GTIN (EAN)	4032248270248	
Qty.	100 pc(s).	