

Data Sheet | Item Number: 250-418/000-006

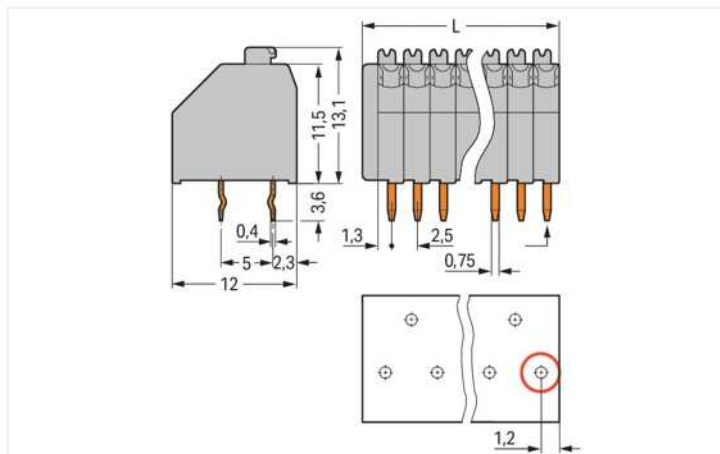
PCB terminal block; push-button; 0.5 mm²; Pin spacing 2.5 mm; 18-pole; Push-in CAGE CLAMP®; 0,50 mm²; blue

<https://www.wago.com/250-418/000-006>



Color: ■ blue

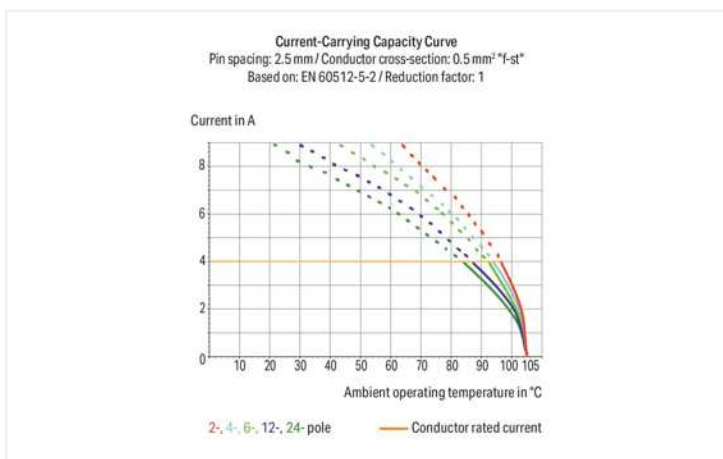
Similar to illustration



Dimensions in mm

$L = (\text{pole no.} \times \text{pin spacing}) + 1.5 \text{ mm}$

First solder pin, front right (red circle)



- Compact PCB terminal strips with push-buttons
- Push-in termination of solid conductors
- Termination/removal of fine-stranded conductors via push-buttons
- 45° conductor entry angle provides easy, space-saving wiring
- Custom color combinations
- Terminal strips also available with spacers upon request

Notes

Variants:

Other pole numbers
Other colors
Mixed-color PCB connector strips
Terminal strips with spacers
Direct marking
Other versions (or variants) can be requested from WAGO Sales or configured at <https://configurator.wago.com/>.

Electrical data

| Ratings per IEC/EN | |
|-------------------------------|---------------------------------------------------------------------|
| Ratings per | IEC/EN 60664-1 |
| Nominal voltage (III/3) | 160 V |
| Rated impulse voltage (III/3) | 2.5 kV |
| Rated voltage (III/2) | 160 V |
| Rated impulse voltage (III/2) | 2.5 kV |
| Nominal voltage (II/2) | 320 V |
| Rated surge voltage (II/2) | 2.5 kV |
| Rated current | 4 A |
| Legend (ratings) | (III / 2) \triangle Overvoltage category III / Pollution degree 2 |

| Ratings per UL 1059 | |
|--------------------------------|---------|
| Approvals per | UL 1059 |
| Rated voltage UL (Use Group B) | 300 V |
| Rated current UL (Use Group B) | 5 A |
| Rated voltage UL (Use Group D) | 300 V |
| Rated current UL (Use Group D) | 5 A |

Ratings per CSA

| | |
|---------------------------------|-------|
| Approvals per | CSA |
| Rated voltage CSA (Use Group B) | 300 V |
| Rated current CSA (Use Group B) | 5 A |
| Rated voltage CSA (Use Group D) | 300 V |
| Rated current CSA (Use Group D) | 5 A |

Connection data

| | |
|----------------------------|----|
| Connection points | 18 |
| Total number of potentials | 18 |
| Number of connection types | 1 |
| Number of levels | 1 |

| Connection 1 | |
|---------------------------------------|----------------------------------------------|
| Connection technology | Push-in CAGE CLAMP® |
| Actuation type | Push-button |
| Solid conductor | 0.14 ... 0.5 mm ² / 24 ... 20 AWG |
| Fine-stranded conductor | 0.2 ... 0.5 mm ² / 24 ... 20 AWG |
| Conductor diameter | 0.4 ... 0.8 mm / 24 ... 20 AWG |
| Strip length | 8.5 ... 9.5 mm / 0.33 ... 0.37 inches |
| Conductor connection direction to PCB | 45° |
| Pole number | 18 |

Physical data

| | |
|--------------------------------------|------------------------|
| Pin spacing | 2.5 mm / 0.098 inches |
| Width | 46.5 mm / 1.831 inches |
| Height | 16.7 mm / 0.657 inches |
| Height from the surface | 13.1 mm / 0.516 inches |
| Depth | 12 mm / 0.472 inches |
| Solder pin length | 3.6 mm |
| Solder pin dimensions | 0.4 x 0.75 mm |
| Drilled hole diameter with tolerance | 1.1 (+0.1) mm |

PCB contact

| | |
|-------------------------------------|--------------------------------------------|
| PCB contact | THT |
| Solder pin arrangement | over the entire terminal strip (staggered) |
| Number of solder pins per potential | 1 |

Material Data

| | |
|-----------------------------|--------------------------------------------------------------------------|
| Note (material data) | Information on material specifications can be found here |
| Color | blue |
| Material group | I |
| Insulation material | Polyamide (PA66) |
| Flammability class per UL94 | V0 |
| Clamping spring material | Copper alloy |
| Contact plating | Tin |
| Fire load | 0.09 MJ |
| Weight | 6.4 g |

Environmental requirements

| | |
|-------------------------|-----------------|
| Limit temperature range | -60 ... +105 °C |
|-------------------------|-----------------|

Commercial data

| | |
|-----------------------|--------------------------------|
| Product Group | 4 (Printed Circuit Connectors) |
| eCl@ss 10.0 | 27-44-04-01 |
| eCl@ss 9.0 | 27-44-04-01 |
| ETIM 8.0 | EC002643 |
| ETIM 7.0 | EC002643 |
| PU (SPU) | 80 (20) pcs |
| Packaging type | Box |
| Country of origin | CH |
| GTIN | 4017332648073 |
| Customs tariff number | 85369010000 |

Approvals / Certificates

General approvals



| Approval | Standard | Certificate Name |
|----------------------------------------|----------|------------------|
| CSA DEKRA Certification B.V. | C22.2 | 1132097 |
| UL UL International Germany GmbH | UL 1059 | E45172 |

Downloads

Environmental Product Compliance

| | | | |
|----------------------------------|--|--|---|
| Compliance Search | | | |
| Environmental Product Compliance | | | ↓ |
| 250-418/000-006 | | | |

Documentation

| | | | |
|------------------------|------------|-------------------|---|
| Additional Information | | | |
| Technical Section | 03.04.2019 | pdf 1949.09 KB | ↓ |

CAD/CAE-Data

| | |
|-----------------|---|
| CAD data | |
| 2D/3D Models | ↓ |
| 250-418/000-006 | |

| | |
|-------------------|---|
| CAE data | |
| EPLAN Data Portal | ↓ |
| 250-418/000-006 | |
| ZUKEN Portal | ↓ |
| 250-418/000-006 | |

1 Compatible Products

1.1 Optional Accessories

1.1.1 Marking

1.1.1.1 Marking strip

| | | | |
|---------------------------------------------------------------------------------------------------------------------------------------------------------------------------------------------------------------------------------|---------------------------------------------------------------------------------------------------------------------------------------------------------------------------------------------------------------------------------|----------------------------------------------------------------------------------------------------------------------------------------------------------------------------------------------------------------------------------|----------------------------------------------------------------------------------------------------------------------------------------------------------------------------------------------------------------------------------|
| | | | |
| <p>Item No.: 210-331/250-202 Marking strips; as a DIN A4 sheet; MARKED; 1-16 (400x); Height of marker strip: 2.3 mm/0.091 in; Strip length 182 mm; Horizontal marking; Self-adhesive; white</p> | <p>Item No.: 210-331/250-207 Marking strips; as a DIN A4 sheet; MARKED; 1-48 (100x); Height of marker strip: 2.3 mm/0.091 in; Strip length 182 mm; Horizontal marking; Self-adhesive; white</p> | <p>Item No.: 210-331/250-204 Marking strips; as a DIN A4 sheet; MARKED; 17-32 (400x); Height of marker strip: 2.3 mm/0.091 in; Strip length 182 mm; Horizontal marking; Self-adhesive; white</p> | <p>Item No.: 210-331/250-206 Marking strips; as a DIN A4 sheet; MARKED; 33-48 (400x); Height of marker strip: 2.3 mm/0.091 in; Strip length 182 mm; Horizontal marking; Self-adhesive; white</p> |

1.1.2 Test and measurement

1.1.2.1 Testing accessories

| |
|---------------------------------------------------------------------------------------------------------------------------------------------------------------------------------|
| |
| <p>Item No.: 735-500 WAGO Test pin; 1 mm Ø; 30 V AC / 60 V DC; CAT0; 1 A; 6 mm uninsulated; Test lead for soldering up to 0,5mm²</p> |

1.1.3 Tool

1.1.3.1 Operating tool



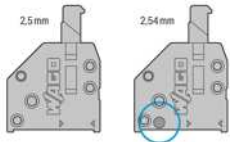
Item No.: 210-719

Operating tool; Blade: 2.5 x 0.4 mm; with a partially insulated shaft

Item No.: 210-647

Operating tool; Blade: 2.5 x 0.4 mm; with a partially insulated shaft; multicoloured

Installation Notes



A groove at the back of the terminal strip differentiates between the two pin spacings.

Conductor termination



Inserting solid conductors via push-in termination.
Inserting fine-stranded conductors via push-buttons, 250 Series – 3.5 mm pin spacing.

Conductor termination



Space-saving wiring, 250 Series – 5 mm pin spacing.

Testing



Testing with 11 mm Ø test pin, on the conductor, 250 Series – 2.5 ... 3.5 mm pin spacing.



Testing with 2 mm Ø test plug, touch contact, 250 Series – 5 mm pin spacing.

Marking



Labeling via self-adhesive strips or direct marking. Mixed-color terminal strips (with or without spacer) are available upon request.



Labeling via self-adhesive strips or direct marking. Mixed-color terminal strips (with or without spacer) are available upon request.