


**AAP21 4 DT****Weidmüller Interface GmbH & Co. KG**

Klingenbergstraße 26

D-32758 Detmold

Germany

www.weidmueller.com

**Product image**

The unique modular concept can be tailored to every type of machine. The potential distribution terminal blocks AAP are successful thanks to their uniform design with two possible constructions – alternating or grouped. In the grouped structure of the control voltage distribution, the potentials are located on different terminal blocks and thus form entire potential blocks.

**General ordering data**

Version	Modular distribution terminals, PUSH IN, 4 mm <sup>2</sup> , 250 V, 20 A, dark beige
Order No.	<a href="#">2428980000</a>
Type	AAP21 4 DT
GTIN (EAN)	4050118438307
Qty.	50 pc(s).

Creation date March 12, 2024 5:13:31 PM CET

Catalogue status 09.03.2024 / We reserve the right to make technical changes.

## AAP21 4 DT

**Weidmüller Interface GmbH & Co. KG**

Klingenbergstraße 26

D-32758 Detmold

Germany

www.weidmueller.com

## Technical data

### Dimensions and weights

Depth	55 mm	Depth (inches)	2.165 inch
Depth including DIN rail	55.5 mm	Height	82 mm
Height (inches)	3.228 inch	Width	6.1 mm
Width (inches)	0.24 inch	Net weight	13.08 g

### Temperatures

Storage temperature	-25 °C...55 °C	Continuous operating temp., min.	-60 °C
Continuous operating temp., max.	130 °C		

### Material data

Material	Wemid	Colour	dark beige
Colour of operational elements	blue	UL 94 flammability rating	V-0

### Rating data IECEx/ATEX

Certificate No. (ATEX)	TUEV16ATEX7939U	Certificate No. (IECEX)	IECEXTUR16.0045U
Max. voltage (ATEX)	250 V	Current (ATEX)	19 A
Wire cross section max. (ATEX)	4 mm <sup>2</sup>	Max. voltage (IECEX)	250 V
Current (IECEX)	19 A	Wire cross section max. (IECEX)	4 mm <sup>2</sup>
Marking EN 60079-7	Ex ec II C Gc	Ex 2014/34/EU label	II 2 G D

### System specifications

End cover plate required	Yes	Number of potentials	1
Number of levels	1	Number of clamping points per level	1
Number of potentials per tier	1	Levels cross-connected internally	No
PE connection	No	Rail	TS 35
N-function	No	PE function	No
PEN function	No		

### Additional technical data

Installation advice	Rail	Open sides	right
Snap-on	No	Type of fixing	Snap-on
Type of mounting	TS 35	With snap-in pegs	No

### CSA rating data

Certificate No. (CSA)	200039-70089609	Current size B (CSA)	20 A
Current size C (CSA)	20 A	Current size D (CSA)	10 A
Voltage size B (CSA)	300 V	Voltage size C (CSA)	150 V
Voltage size D (CSA)	300 V	Wire cross section max. (CSA)	10 AWG
Wire cross section min. (CSA)	26 AWG		

### Conductors for clamping (rated connection)

Blade size	0.6 x 3.5 mm
Clamping range, max.	4 mm <sup>2</sup>
Clamping range, min.	0.14 mm <sup>2</sup>
Connection cross-section, stranded, max.	4 mm <sup>2</sup>
Connection cross-section, stranded, min.	0.5 mm <sup>2</sup>
Connection direction	top

Creation date March 12, 2024 5:13:31 PM CET

## AAP21 4 DT

**Weidmüller Interface GmbH & Co. KG**

Klingenbergstraße 26

D-32758 Detmold

Germany

www.weidmueller.com

## Technical data

Gauge to IEC 60947-1	A4		
Number of connections	1		
Stripping length	12 mm		
Tube length for twin wire-end ferrule	Tube length	min.	8 mm
		max.	12 mm
	Cross-section for conductor connection	min.	0.5 mm <sup>2</sup>
		max.	1.5 mm <sup>2</sup>
Tube length for wire-end ferrule with plastic collar DIN 46228/4	Tube length	min.	6 mm
		max.	12 mm
	Cross-section for conductor connection	min.	0.5 mm <sup>2</sup>
		max.	1 mm <sup>2</sup>
	Tube length	min.	8 mm
		max.	12 mm
	Cross-section for conductor connection	min.	1.5 mm <sup>2</sup>
		max.	2.5 mm <sup>2</sup>
	Tube length	min.	10 mm
		max.	12 mm
	Cross-section for conductor connection	nominal	4 mm <sup>2</sup>
Tube length for wire-end ferrule without plastic collar DIN 46228/1	Tube length	min.	6 mm
		max.	10 mm
	Cross-section for conductor connection	min.	0.5 mm <sup>2</sup>
		max.	1 mm <sup>2</sup>
	Tube length	min.	7 mm
		max.	12 mm
	Cross-section for conductor connection	min.	1.5 mm <sup>2</sup>
		max.	2.5 mm <sup>2</sup>
	Tube length	min.	9 mm
		max.	15 mm
	Cross-section for conductor connection	nominal	4 mm <sup>2</sup>
Twin wire-end ferrules, max.	1.5 mm <sup>2</sup>		
Twin wire-end ferrules, min.	0.5 mm <sup>2</sup>		
Type of connection	PUSH IN		
Wire connection cross section AWG, max.	AWG 12		
Wire connection cross section AWG, min.	AWG 26		
Wire connection cross section, finely stranded, max.	4 mm <sup>2</sup>		
Wire connection cross section, finely stranded, min.	0.5 mm <sup>2</sup>		
Wire connection cross-section, finely stranded with wire-end ferrules DIN 46228/1, max.	4 mm <sup>2</sup>		
Wire connection cross-section, finely stranded with wire-end ferrules DIN 46228/1, min.	0.5 mm <sup>2</sup>		
Wire connection cross-section, finely stranded with wire-end ferrules DIN 46228/4, max.	4 mm <sup>2</sup>		
Wire connection cross-section, finely stranded with wire-end ferrules DIN 46228/4, min.	0.5 mm <sup>2</sup>		
Wire connection cross-section, solid core, max.	4 mm <sup>2</sup>		
Wire connection cross-section, solid core, min.	0.5 mm <sup>2</sup>		

## AAP21 4 DT

Weidmüller Interface GmbH &amp; Co. KG

Klingenbergstraße 26

D-32758 Detmold

Germany

www.weidmueller.com

## Technical data

## General

Installation advice	Rail	Rail	TS 35
Standards	In accordance with IEC 60947-7-1	Wire connection cross section AWG, max.	AWG 12
Wire connection cross section AWG, min.	AWG 26		

## Rating data

Rated cross-section	4 mm <sup>2</sup>	Rated voltage	250 V
Rated voltage to adjoining terminal	250 V	Rated DC voltage	250 V
Rated current	20 A	Current at maximum wires	20 A
Standards	In accordance with IEC 60947-7-1	Volume resistance according to IEC 60947-7-x	1 mΩ
Rated impulse withstand voltage	4 kV	Power loss in accordance with IEC 60947-7-x	1.02 W
Pollution severity	3	Surge voltage category	III

## UL rating data

Certificate No. (cURus)	E60693	Conductor size Factory wiring max. (cURus)	10 AWG
Conductor size Factory wiring min. (cURus)	26 AWG	Conductor size Field wiring max. (cURus)	10 AWG
Conductor size Field wiring min. (cURus)	26 AWG	Current size B (cURus)	20 A
Current size C (cURus)	20 A	Current size D (cURus)	10 A
Voltage size B (cURus)	300 V	Voltage size C (cURus)	150 V
Voltage size D (cURus)	300 V		

## Classifications

ETIM 6.0	EC000897	ETIM 7.0	EC000897
ETIM 8.0	EC000897	ETIM 9.0	EC000897
ECLASS 9.0	27-14-11-20	ECLASS 9.1	27-14-11-20
ECLASS 10.0	27-14-11-20	ECLASS 11.0	27-14-11-20
ECLASS 12.0	27-14-11-20	ECLASS 13.0	27-25-01-01

## Approvals

Approvals



ROHS	Conform
UL File Number Search	UL Website
Certificate No. (cURus)	E60693
Certificate No. (cURusEX)	E184763

Creation date March 12, 2024 5:13:31 PM CET

Catalogue status 09.03.2024 / We reserve the right to make technical changes.

## AAP21 4 DT

**Weidmüller Interface GmbH & Co. KG**  
Klingenbergstraße 26  
D-32758 Detmold  
Germany

[www.weidmueller.com](http://www.weidmueller.com)

## Technical data

### Downloads




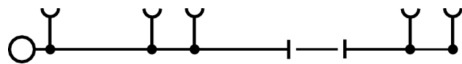
Approval/Certificate/Document of Conformity	<a href="#">ATEX certificate</a> <a href="#">Attestation of Conformity</a> <a href="#">IECEX Certificate</a> <a href="#">DNVGL certificate</a> <a href="#">CCC Ex Certificate</a> <a href="#">CE Declaration of Conformity</a> <a href="#">UKCA declaration of conformity</a> <a href="#">Confirmation of Standards EN 45545-2_2020-10</a>
Engineering Data	<a href="#">CAD data – STEP</a>
Tender specification	<a href="#">Klippon® Connect 2428980000 DE</a> <a href="#">Klippon® Connect 2428980000 EN</a>
User Documentation	<a href="#">NTI AAP 21 10...</a> <a href="#">NTI AAP 21 4 FS</a> <a href="#">NTI AAP 21 4 DT</a> <a href="#">NTI AAP21 4 LI</a> <a href="#">StorageConditionsTerminalBlocks</a> <a href="#">AAP Terminal Blocks for control voltage distribution</a> <a href="#">User Manual ADT</a>
Catalogues	<a href="#">Catalogues in PDF-format</a>

**AAP21 4 DT**

**Weidmüller Interface GmbH & Co. KG**  
Klingenbergstraße 26  
D-32758 Detmold  
Germany

[www.weidmueller.com](http://www.weidmueller.com)

**Drawings**



## AAP21 4 DT

**Weidmüller Interface GmbH & Co. KG**  
 Klingenbergstraße 26  
 D-32758 Detmold  
 Germany

www.weidmueller.com

## Accessories

## A-Series



Weidmüller's range of products includes end brackets that guarantee a permanent, reliable mounting on the terminal rail and prevent sliding. Versions with and without screws are available. The end brackets include marking options, also for group markers, and also a test plug holder.

## General ordering data

Type	AEB 35 SCL/1 V0 BK	Version
Order No.	<a href="#">2661300000</a>	A-series, End bracket
GTIN (EAN)	4050118702187	
Qty.	20 pc(s).	
Type	AEB 35 SCL/1 V0	Version
Order No.	<a href="#">2661280000</a>	A-series, End bracket
GTIN (EAN)	4050118702163	
Qty.	20 pc(s).	
Type	AEB 35 SC/1 BK	Version
Order No.	<a href="#">2475310000</a>	A-series, End bracket
GTIN (EAN)	4050118487114	
Qty.	50 pc(s).	
Type	AEB 35 SC/1	Version
Order No.	<a href="#">1991920000</a>	A-series, End bracket
GTIN (EAN)	4050118376722	
Qty.	50 pc(s).	
Type	AEB 35 SCL/1 V0 GY	Version
Order No.	<a href="#">2661290000</a>	A-series, End bracket
GTIN (EAN)	4050118702170	
Qty.	20 pc(s).	

## Marker holder



The marker holder offer the possibility of additional mounting of standard markers with a pitch of 5 or 5.1 mm. The angled holders can be optionally snapped together and could be mounted in all standard marking channels of the Klippon® Connect modular terminal blocks. Fitting marker types could be found under the respective accessories of the designation marking holder.

## General ordering data

Type	BZT 1 ZA WS 10/5	Version
Order No.	<a href="#">1805520000</a>	Accessories, Marker holder
GTIN (EAN)	4032248270248	
Qty.	100 pc(s).	

Creation date March 12, 2024 5:13:31 PM CET

## AAP21 4 DT

Weidmüller Interface GmbH &amp; Co. KG

Klingenbergstraße 26

D-32758 Detmold

Germany

www.weidmueller.com

## Accessories

Type	BZT 1 WS 10/5	Version
Order No.	<a href="#">1805490000</a>	Accessories, Marker holder
GTIN (EAN)	4032248270231	
Qty.	100 pc(s).	

## Custom printing



WS markers are the perfect match for the W-series connectors. Thanks to their system compatibility, the WS tags can also be used with the I-series and the Z-series. The large marking surfaces do not only permit long character strings but also multi-line text. WS markers are ideal for labels with long, customised character strings. Thanks to the proven MultiCard format, printing with PrintJet CONNECT oder/or Plotter is possible.

- Can be fitted in strips or individually
- Markers in proven MultiCard format

**For custom printing:** Please send us a file of our labeling software M-Print PRO or M-Print PRO Online (without installation) for your labeling specifications.

## General ordering data

Type	WS 10/6 M PLUS MC SDR	Version
Order No.	<a href="#">2007780000</a>	WS, Terminal marker, 10 x 6 mm, Pitch in mm (P): 6.00 Weidmueller,
GTIN (EAN)	4050118393187	Allen-Bradley, To customer specification
Qty.	120 pc(s).	
Type	WS 10/6 PLUS MC SDR	Version
Order No.	<a href="#">1046330000</a>	WS, Terminal marker, 10 x 6 mm, Pitch in mm (P): 6.00 Weidmueller,
GTIN (EAN)	4032248782031	Allen-Bradley, To customer specification
Qty.	120 pc(s).	
Type	WS 10/6 MC SDR	Version
Order No.	<a href="#">1828460000</a>	WS, Terminal marker, 10 x 6 mm, Pitch in mm (P): 6.00 Weidmueller,
GTIN (EAN)	4032248367399	Allen-Bradley, To customer specification
Qty.	120 pc(s).	
Type	WS 10/6 MC M SDR	Version
Order No.	<a href="#">1818410000</a>	WS, Terminal marker, 10 x 6 mm, Pitch in mm (P): 6.00 Weidmueller,
GTIN (EAN)	4032248310883	Allen-Bradley, To customer specification
Qty.	120 pc(s).	

## AAP21 4 DT

**Weidmüller Interface GmbH & Co. KG**  
 Klingenbergstraße 26  
 D-32758 Detmold  
 Germany

www.weidmueller.com

## Accessories

## Additional accessories



### No task is too small when creating the perfect solution.

Connections form just one part of the overall process. Small details are often the key to the perfect solution in applications where potentials are tested, grouped or even isolated.

A system is not a system without small but essential details:

- Test plugs ensure reliable pick-up from diagnostic sockets

In tandem with the manufacturing process and application.

## General ordering data

Type	PS 2.0 MC	Version	Product data	Packaging
Order No.	<a href="#">031000000</a>	PCB plug-in connector, Accessories, Test plug, red, Number of poles: 1		Box
GTIN (EAN)	4008190000059			
Qty.	20 pc(s).			

## DEK 5/6



### WS/ DEK

MultiMark terminal markers use an innovative composite material made from two components. The hard base contour of the marker snaps securely into the connector. The elastic surface finish makes the marker easy to mount. This specially punched material enables the strips to be stretched to accommodate the slight variations in spacing that tend to add up, especially with long terminal blocks. Another advantage: the excellent printability of the surface material guarantees durable and wear-resistant labelling. A print resolution of 300 dpi also produces a very legible script.

#### Your benefits with MultiMark

- Firm hold and durable printing
- Continuous strips save installation time
- Easy mounting thanks to an innovative composite material
- Large label field for optimal legibility
- High flexibility thanks to manufacturer independence

## General ordering data

Type	DEK 5/6 MM WS	Version	Product data	Packaging
Order No.	<a href="#">200712000</a>	Dekafix, Terminal marker, 5 x 6 mm, Weidmueller, white		
GTIN (EAN)	4050118392104			
Qty.	600 pc(s).			

## AAP21 4 DT

**Weidmüller Interface GmbH & Co. KG**  
 Klingenbergstraße 26  
 D-32758 Detmold  
 Germany

www.weidmueller.com

# Accessories

## Plus



The Dekafix (DEK) marker is the universal marker for all conductor and plug-in connectors as well as for electronic sub-assemblies. The system is ideal for short number sequences and covers a wide range of ready-printed markers.

Strips for fast installation in only one work step. The printing is easy to read, rich in contrast and available in various widths.

- Large range of ready-to-use markers
- Strips for fast installation
- Terminal markers, suitable for all Weidmüller cable connectors
- Available as blank MultiCard or with standard printing

**For custom printing:** Please send us a file of our labeling software M-Print PRO or M-Print PRO Online (without installation) for your labeling specifications.

### General ordering data

Type	DEK 5/6 PLUS MC NE WS	Version
Order No.	<a href="#">1011320000</a>	Dekafix, Terminal marker, 5 x 6 mm, Pitch in mm (P): 6.00
GTIN (EAN)	4032248717644	Weidmueller, white
Qty.	1,000 pc(s).	

## Blank



WS markers are the perfect match for the W-series connectors. Thanks to their system compatibility, the WS tags can also be used with the I-series and the Z-series. The large marking surfaces do not only permit long character strings but also multi-line text.

WS markers are ideal for labels with long, customised character strings. Thanks to the proven MultiCard format, printing with PrintJet CONNECT oder/or Plotter is possible.

- Can be fitted in strips or individually
- Markers in proven MultiCard format

**For custom printing:** Please send us a file of our labeling software M-Print PRO or M-Print PRO Online (without installation) for your labeling specifications.

### General ordering data

Type	WS 10/6 MC M NE RT	Version
Order No.	<a href="#">1917440000</a>	WS, Terminal marker, 10 x 6 mm, Pitch in mm (P): 6.00 Weidmueller,
GTIN (EAN)	4032248551644	Allen-Bradley, red
Qty.	600 pc(s).	
Type	WS 10/6 MC M NE BL	Version
Order No.	<a href="#">1069080000</a>	WS, Terminal marker, 10 x 6 mm, Pitch in mm (P): 6.00 Weidmueller,
GTIN (EAN)	4032248824618	Allen-Bradley, blue
Qty.	600 pc(s).	

## AAP21 4 DT

**Weidmüller Interface GmbH & Co. KG**

Klingenbergstraße 26

D-32758 Detmold

Germany

[www.weidmueller.com](http://www.weidmueller.com)

## Accessories

Type	WS 10/6 MC M NE GE	Version
Order No.	<a href="#">1917430000</a>	WS, Terminal marker, 10 x 6 mm, Pitch in mm (P): 6.00 Weidmueller,
GTIN (EAN)	4032248551637	Allen-Bradley, yellow
Qty.	600 pc(s).	
Type	WS 10/6 M PLUS MC NE WS	Version
Order No.	<a href="#">2003780000</a>	WS, Terminal marker, 10 x 6 mm, Pitch in mm (P): 6.00 Weidmueller,
GTIN (EAN)	4050118424461	Allen-Bradley, white
Qty.	600 pc(s).	
Type	WS 10/6 MC M NE GN	Version
Order No.	<a href="#">1917420000</a>	WS, Terminal marker, 10 x 6 mm, Pitch in mm (P): 6.00 Weidmueller,
GTIN (EAN)	4032248551620	Allen-Bradley, green
Qty.	600 pc(s).	
Type	WS 10/6 MC NE WS	Version
Order No.	<a href="#">1828450000</a>	WS, Terminal marker, 10 x 6 mm, Pitch in mm (P): 6.00 Weidmueller,
GTIN (EAN)	4032248350513	Allen-Bradley, white
Qty.	600 pc(s).	
Type	WS 10/6 M MC NE WS	Version
Order No.	<a href="#">1818400000</a>	WS, Terminal marker, 10 x 6 mm, Pitch in mm (P): 6.00 Weidmueller,
GTIN (EAN)	4032248310876	Allen-Bradley, white
Qty.	600 pc(s).	
Type	WS 10/6 PLUS MC NE WS	Version
Order No.	<a href="#">1046390000</a>	WS, Terminal marker, 10 x 6 mm, Pitch in mm (P): 6.00 Weidmueller,
GTIN (EAN)	4032248782109	Allen-Bradley, white
Qty.	600 pc(s).	

## A-Series



Uniform inspection and test taps, consistent cross-connections, efficient markers, and timesaving PUSH IN connection technology make the A-Series particularly future-proof. The innovative design with clearly delineated functional areas and coloured pushers ensures maximum connection and maintenance safety.

## General ordering data

Type	AEP AP21	Version
Order No.	<a href="#">2429020000</a>	A-series, End plate
GTIN (EAN)	4050118438413	
Qty.	20 pc(s).	

## AAP21 4 DT

**Weidmüller Interface GmbH & Co. KG**  
Klingenbergstraße 26  
D-32758 Detmold  
Germany

www.weidmueller.com

## Accessories

## WS 8/6

**WS/ DEK**

MultiMark terminal markers use an innovative composite material made from two components. The hard base contour of the marker snaps securely into the connector. The elastic surface finish makes the marker easy to mount. This specially punched material enables the strips to be stretched to accommodate the slight variations in spacing that tend to add up, especially with long terminal blocks. Another advantage: the excellent printability of the surface material guarantees durable and wear-resistant labelling. A print resolution of 300 dpi also produces a very legible script.

**Your benefits with MultiMark**

- Firm hold and durable printing
- Continuous strips save installation time
- Easy mounting thanks to an innovative composite material
- Large label field for optimal legibility
- High flexibility thanks to manufacturer independence

**General ordering data**

Type	WS 8/6 MM WS	Version
Order No.	<a href="#">2007160000</a>	WS, Terminal marker, 8 x 6 mm, Weidmueller, white
GTIN (EAN)	4050118391879	
Qty.	600 pc(s).	

**Blank**

WS markers are the perfect match for the W-series connectors. Thanks to their system compatibility, the WS tags can also be used with the I-series and the Z-series. The large marking surfaces do not only permit long character strings but also multi-line text. WS markers are ideal for labels with long, customised character strings. Thanks to the proven MultiCard format, printing with PrintJet CONNECT oder/or Plotter is possible.

- Can be fitted in strips or individually
- Markers in proven MultiCard format

**For custom printing:** Please send us a file of our labeling software M-Print PRO or M-Print PRO Online (without installation) for your labeling specifications.

**General ordering data**

Type	WS 8/6 PLUS MC NE WS	Version
Order No.	<a href="#">1951880000</a>	WS, Terminal marker, 8 x 6 mm, Pitch in mm (P): 6.00 Weidmueller,
GTIN (EAN)	4032248632114	white
Qty.	600 pc(s).	

## AAP21 4 DT

**Weidmüller Interface GmbH & Co. KG**  
Klingenbergstraße 26  
D-32758 Detmold  
Germany

[www.weidmueller.com](http://www.weidmueller.com)

## Accessories

## Digital multimeters



Multimeters are capable of measuring a number of variables. Each instrument can measure voltage and resistance, as well as performing continuity and diode testing as standard.

In addition, the individual multimeters also feature extra measuring options such as current, frequency, capacitance and temperature. Digital multimeters have the advantage of a clear display which can be read easily and directly. With these instruments, mistakes arising from faulty conversion of the measuring ranges or misreading the display are a thing of the past.

## General ordering data

Type	ZUB MULTIMETER	Version
Order No.	<a href="#">9205270000</a>	Multimeter
GTIN (EAN)	4032248723522	
Qty.	1 pc(s).	

## Blank



The Dekafix (DEK) marker is the universal marker for all conductor and plug-in connectors as well as for electronic sub-assemblies. The system is ideal for short number sequences and covers a wide range of ready-printed markers.

Strips for fast installation in only one work step. The printing is easy to read, rich in contrast and available in various widths.

- Large range of ready-to-use markers
- Strips for fast installation
- Terminal markers, suitable for all Weidmüller cable connectors
- Available as blank MultiCard or with standard printing

**For custom printing:** Please send us a file of our labeling software M-Print PRO or M-Print PRO Online (without installation) for your labeling specifications.

## General ordering data

Type	DEK 5/6 MC NE OR	Version
Order No.	<a href="#">1912090000</a>	Dekafix, Terminal marker, 5 x 6 mm, Pitch in mm (P): 6.00
GTIN (EAN)	4032248540525	Weidmueller, orange
Qty.	1,000 pc(s).	
Type	DEK 5/6 MC NE GE	Version
Order No.	<a href="#">1238280000</a>	Dekafix, Terminal marker, 5 x 6 mm, Pitch in mm (P): 6.00
GTIN (EAN)	4050118038750	Weidmueller, yellow
Qty.	1,000 pc(s).	
Type	DEK 5/6 MC NE GN	Version
Order No.	<a href="#">1238310000</a>	Dekafix, Terminal marker, 5 x 6 mm, Pitch in mm (P): 6.00
GTIN (EAN)	4050118271812	Weidmueller, green
Qty.	1,000 pc(s).	

## AAP21 4 DT

**Weidmüller Interface GmbH & Co. KG**  
Klingenbergstraße 26  
D-32758 Detmold  
Germany

www.weidmueller.com

## Accessories

Type	DEK 5/6 MC NE WS	Version
Order No.	<a href="#">1609820000</a>	Dekafix, Terminal marker, 5 x 6 mm, Pitch in mm (P): 6.00
GTIN (EAN)	4008190203436	Weidmueller, white
Qty.	1,000 pc(s).	
Type	DEK 5/6 MC NE BR	Version
Order No.	<a href="#">1454900000</a>	Dekafix, Terminal marker, 5 x 6 mm, Pitch in mm (P): 6.00
GTIN (EAN)	4050118323313	Weidmueller, brown
Qty.	1,000 pc(s).	
Type	DEK 5/6 MC NE BL	Version
Order No.	<a href="#">1238290000</a>	Dekafix, Terminal marker, 5 x 6 mm, Pitch in mm (P): 6.00
GTIN (EAN)	4050118267327	Weidmueller, blue
Qty.	1,000 pc(s).	
Type	DEK 5/6 MC NE GR	Version
Order No.	<a href="#">1238330000</a>	Dekafix, Terminal marker, 5 x 6 mm, Pitch in mm (P): 6.00
GTIN (EAN)	4050118323306	Weidmueller, grey
Qty.	1,000 pc(s).	

## Custom printing



WS markers are the perfect match for the W-series connectors. Thanks to their system compatibility, the WS tags can also be used with the I-series and the Z-series. The large marking surfaces do not only permit long character strings but also multi-line text. WS markers are ideal for labels with long, customised character strings. Thanks to the proven MultiCard format, printing with PrintJet CONNECT oder/or Plotter is possible.

- Can be fitted in strips or individually
- Markers in proven MultiCard format

**For custom printing:** Please send us a file of our labeling software M-Print PRO or M-Print PRO Online (without installation) for your labeling specifications.

## General ordering data

Type	WS 8/6 PLUS MC SDR	Version
Order No.	<a href="#">1038820000</a>	WS, Terminal marker, 8 x 6 mm, Pitch in mm (P): 6.00 Weidmueller,
GTIN (EAN)	4032248768073	To customer specification
Qty.	120 pc(s).	

## AAP21 4 DT

**Weidmüller Interface GmbH & Co. KG**  
Klingenbergstraße 26  
D-32758 Detmold  
Germany

www.weidmueller.com

## Accessories

## Custom printing



The Dekafix (DEK) marker is the universal marker for all conductor and plug-in connectors as well as for electronic sub-assemblies. The system is ideal for short number sequences and covers a wide range of ready-printed markers.


Strips for fast installation in only one work step. The printing is easy to read, rich in contrast and available in various widths.

- Large range of ready-to-use markers
- Strips for fast installation
- Terminal markers, suitable for all Weidmüller cable connectors
- Available as blank MultiCard or with standard printing

**For custom printing:** Please send us a file of our labeling software M-Print PRO or M-Print PRO Online (without installation) for your labeling specifications.

## General ordering data

Type	DEK 5/6 MC SDR	Version
Order No.	<a href="#">1609830000</a>	Dekafix, Terminal marker, 5 x 6 mm, Pitch in mm (P): 6.00
GTIN (EAN)	4008190456603	Weidmueller, To customer specification
Qty.	200 pc(s).	
Type	DEK 5/6 PLUS MC SDR	Version
Order No.	<a href="#">1038650000</a>	Dekafix, Terminal marker, 5 x 6 mm, Pitch in mm (P): 6.00
GTIN (EAN)	4032248767908	Weidmueller, To customer specification
Qty.	200 pc(s).	

4 mm<sup>2</sup>

The plug-in cross-connections feature easy handling and quick installation. This saves a great deal of time during installation in comparison with screwed solutions.

## General ordering data

Type	ZQV 4N/5	Version
Order No.	<a href="#">1527980000</a>	Cross-connector (terminal), Plugged, Number of poles: 5, Pitch in mm
GTIN (EAN)	4050118332759	(P): 6.10, Insulated: Yes, 32 A, orange
Qty.	60 pc(s).	
Type	ZQV 4N/6 RD	Version
Order No.	<a href="#">2460780000</a>	Cross-connector (terminal), Plugged, Number of poles: 6, Pitch in mm
GTIN (EAN)	4050118476200	(P): 6.10, Insulated: Yes, 32 A, red
Qty.	20 pc(s).	

## AAP21 4 DT

Weidmüller Interface GmbH &amp; Co. KG

Klingenbergstraße 26

D-32758 Detmold

Germany

www.weidmueller.com

## Accessories

Type	ZQV 4N/9 BL	Version
Order No.	<a href="#">1528220000</a>	Cross-connector (terminal), Plugged, Number of poles: 9, Pitch in mm
GTIN (EAN)	4050118333107	(P): 6.10, Insulated: Yes, 32 A, blue
Qty.	20 pc(s).	
Type	ZQV 4N/10 RD	Version
Order No.	<a href="#">2460740000</a>	Cross-connector (terminal), Plugged, Number of poles: 10, Pitch in mm
GTIN (EAN)	4050118476163	(P): 6.10, 32 A, red
Qty.	20 pc(s).	
Type	ZQV 4N/4	Version
Order No.	<a href="#">1527970000</a>	Cross-connector (terminal), Plugged, Number of poles: 4, Pitch in mm
GTIN (EAN)	4050118332889	(P): 6.10, Insulated: Yes, 32 A, orange
Qty.	60 pc(s).	
Type	ZQV 4N/2 BL	Version
Order No.	<a href="#">1528040000</a>	Cross-connector (terminal), Plugged, Number of poles: 2, Pitch in mm
GTIN (EAN)	4050118332773	(P): 6.10, Insulated: Yes, 32 A, blue
Qty.	60 pc(s).	
Type	ZQV 4N/3 BL	Version
Order No.	<a href="#">1528080000</a>	Cross-connector (terminal), Plugged, Number of poles: 3, Pitch in mm
GTIN (EAN)	4050118333008	(P): 6.10, Insulated: Yes, 32 A, blue
Qty.	60 pc(s).	
Type	ZQV 4N/7 BL	Version
Order No.	<a href="#">1528180000</a>	Cross-connector (terminal), Plugged, Number of poles: 7, Pitch in mm
GTIN (EAN)	4050118333114	(P): 6.10, Insulated: Yes, 32 A, blue
Qty.	20 pc(s).	
Type	ZQV 4N/6 BL	Version
Order No.	<a href="#">1528170000</a>	Cross-connector (terminal), Plugged, Number of poles: 6, Pitch in mm
GTIN (EAN)	4050118332926	(P): 6.10, Insulated: Yes, 32 A, blue
Qty.	20 pc(s).	
Type	ZQV 4N/50	Version
Order No.	<a href="#">1528130000</a>	Cross-connector (terminal), Plugged, Number of poles: 50, Pitch in mm
GTIN (EAN)	4050118332902	(P): 6.10, Insulated: Yes, 32 A, orange
Qty.	5 pc(s).	
Type	ZQV 4N/10 BL	Version
Order No.	<a href="#">1528230000</a>	Cross-connector (terminal), Plugged, Number of poles: 10, Pitch in mm
GTIN (EAN)	4050118333138	(P): 6.10, Insulated: Yes, 32 A, blue
Qty.	20 pc(s).	
Type	ZQV 4N/9	Version
Order No.	<a href="#">1528070000</a>	Cross-connector (terminal), Plugged, Number of poles: 9, Pitch in mm
GTIN (EAN)	4050118332797	(P): 6.10, Insulated: Yes, 32 A, orange
Qty.	20 pc(s).	
Type	ZQV 4N/4 RD	Version
Order No.	<a href="#">2460800000</a>	Cross-connector (terminal), Plugged, Number of poles: 4, Pitch in mm
GTIN (EAN)	4050118476224	(P): 6.10, Insulated: Yes, 32 A, red
Qty.	60 pc(s).	
Type	ZQV 4N/3	Version
Order No.	<a href="#">1527940000</a>	Cross-connector (terminal), Plugged, Number of poles: 3, Pitch in mm
GTIN (EAN)	4050118332865	(P): 6.10, Insulated: Yes, 32 A, orange
Qty.	60 pc(s).	
Type	ZQV 4N/7	Version
Order No.	<a href="#">1528020000</a>	Cross-connector (terminal), Plugged, Number of poles: 7, Pitch in mm
GTIN (EAN)	4050118332780	(P): 6.10, Insulated: Yes, 32 A, orange
Qty.	20 pc(s).	

Creation date March 12, 2024 5:13:31 PM CET

Catalogue status 09.03.2024 / We reserve the right to make technical changes.

16

## AAP21 4 DT

Weidmüller Interface GmbH &amp; Co. KG

Klingenbergstraße 26

D-32758 Detmold

Germany

www.weidmueller.com

## Accessories

Type	ZQV 4N/8 RD	Version
Order No.	<a href="#">2460760000</a>	Cross-connector (terminal), Plugged, Number of poles: 8, Pitch in mm
GTIN (EAN)	4050118476187	(P): 6.10, Insulated: Yes, 32 A, red
Qty.	20 pc(s).	
Type	ZQV 4N/4 BL	Version
Order No.	<a href="#">1528120000</a>	Cross-connector (terminal), Plugged, Number of poles: 4, Pitch in mm
GTIN (EAN)	4050118332872	(P): 6.10, Insulated: Yes, 32 A, blue
Qty.	60 pc(s).	
Type	ZQV 4N/5 BL	Version
Order No.	<a href="#">1528140000</a>	Cross-connector (terminal), Plugged, Number of poles: 5, Pitch in mm
GTIN (EAN)	4050118333015	(P): 6.10, Insulated: Yes, 32 A, blue
Qty.	60 pc(s).	
Type	ZQV 4N/2	Version
Order No.	<a href="#">1527930000</a>	Cross-connector (terminal), Plugged, Number of poles: 2, Pitch in mm
GTIN (EAN)	4050118332766	(P): 6.10, Insulated: Yes, 32 A, orange
Qty.	60 pc(s).	
Type	ZQV 4N/6	Version
Order No.	<a href="#">1527990000</a>	Cross-connector (terminal), Plugged, Number of poles: 6, Pitch in mm
GTIN (EAN)	4050118332919	(P): 6.10, Insulated: Yes, 32 A, orange
Qty.	20 pc(s).	
Type	ZQV 4N/8	Version
Order No.	<a href="#">1528030000</a>	Cross-connector (terminal), Plugged, Number of poles: 8, Pitch in mm
GTIN (EAN)	4050118332841	(P): 6.10, Insulated: Yes, 32 A, orange
Qty.	20 pc(s).	
Type	ZQV 4N/2 RD	Version
Order No.	<a href="#">2460450000</a>	Cross-connector (terminal), Plugged, Number of poles: 2, Pitch in mm
GTIN (EAN)	4050118476149	(P): 6.10, 32 A, red
Qty.	60 pc(s).	
Type	ZQV 4N/50 BL	Version
Order No.	<a href="#">1528240000</a>	Cross-connector (terminal), Plugged, Number of poles: 50, Pitch in mm
GTIN (EAN)	4050118333121	(P): 6.10, Insulated: Yes, 32 A, blue
Qty.	5 pc(s).	
Type	ZQV 4N/50 RD	Version
Order No.	<a href="#">2460730000</a>	Cross-connector (terminal), Plugged, Number of poles: 50, Pitch in mm
GTIN (EAN)	4050118476156	(P): 6.10, Insulated: Yes, 32 A, red
Qty.	5 pc(s).	
Type	ZQV 4N/3 RD	Version
Order No.	<a href="#">2460810000</a>	Cross-connector (terminal), Plugged, Number of poles: 3, Pitch in mm
GTIN (EAN)	4050118476231	(P): 6.10, 32 A, red
Qty.	60 pc(s).	
Type	ZQV 4N/5 RD	Version
Order No.	<a href="#">2460790000</a>	Cross-connector (terminal), Plugged, Number of poles: 5, Pitch in mm
GTIN (EAN)	4050118476217	(P): 6.10, Insulated: Yes, 32 A, red
Qty.	60 pc(s).	
Type	ZQV 4N/10	Version
Order No.	<a href="#">1528090000</a>	Cross-connector (terminal), Plugged, Number of poles: 10, Pitch in mm
GTIN (EAN)	4050118332896	(P): 6.10, Insulated: Yes, 32 A, orange
Qty.	20 pc(s).	
Type	ZQV 4N/8 BL	Version
Order No.	<a href="#">1528190000</a>	Cross-connector (terminal), Plugged, Number of poles: 8, Pitch in mm
GTIN (EAN)	4050118332858	(P): 6.10, Insulated: Yes, 32 A, blue
Qty.	20 pc(s).	

Creation date March 12, 2024 5:13:31 PM CET

Catalogue status 09.03.2024 / We reserve the right to make technical changes.

17

## AAP21 4 DT

**Weidmüller Interface GmbH & Co. KG**  
 Klingenbergstraße 26  
 D-32758 Detmold  
 Germany

www.weidmueller.com

## Accessories

Type	ZQV 4N/7 RD	Version
Order No.	<a href="#">2460770000</a>	Cross-connector (terminal), Plugged, Number of poles: 7, Pitch in mm
GTIN (EAN)	4050118476194	(P): 6.10, Insulated: Yes, 32 A, red
Qty.	20 pc(s).	

Type	ZQV 4N/9 RD	Version
Order No.	<a href="#">2460750000</a>	Cross-connector (terminal), Plugged, Number of poles: 9, Pitch in mm
GTIN (EAN)	4050118476170	(P): 6.10, Insulated: Yes, 32 A, red
Qty.	20 pc(s).	

### Slotted screwdriver



VDE insulated screwdriver sets, for working on live parts up to 1000 V AC and 1500 V DC, DIN EN 60900, IEC 900. Each piece is "GS" safety tested. Blade made from fully hardened, high-alloy chromium-vanadium-molybdenum steel, gun-metal finish.

### General ordering data

Type	SDIS SLIM 0.6X3.5X100	Version
Order No.	<a href="#">2749610000</a>	Mounting tool, Blade width (B): 3.5 mm, Blade length: 100 mm, Blade thickness (A): 0.6 mm
GTIN (EAN)	4050118896350	
Qty.	1 pc(s).	

### A-Series



Test adapters and test plugs are used for the electrical connection between terminal blocks and the test equipment. In this way, an electrical contact can be established in the wired state and measurements can be done easily.

### General ordering data

Type	ATPG 1.5-10 L	Version
Order No.	<a href="#">1991890000</a>	Test adapter (terminal), 1.5 mm <sup>2</sup> , 250 V, 0.2 A
GTIN (EAN)	4050118376647	
Qty.	50 pc(s).	
Type	ATPG 4 MI-R	Version
Order No.	<a href="#">1991860000</a>	Test adapter (terminal), 1.5 mm <sup>2</sup> , 250 V, 0.2 A
GTIN (EAN)	4050118376661	
Qty.	50 pc(s).	