


Data Sheet | Item Number: 231-965/001-000

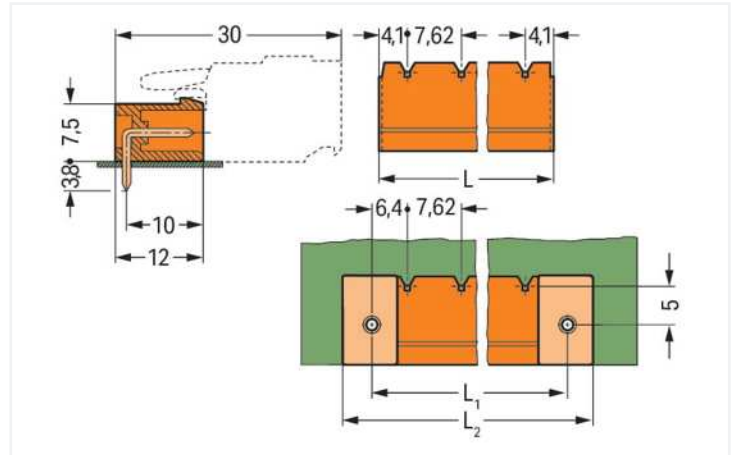
THT male header; 1.2 x 1.2 mm solder pin; angled; Pin spacing 7.62 mm; 5-pole; orange

<https://www.wago.com/231-965/001-000>



Color: ■ orange

Similar to illustration

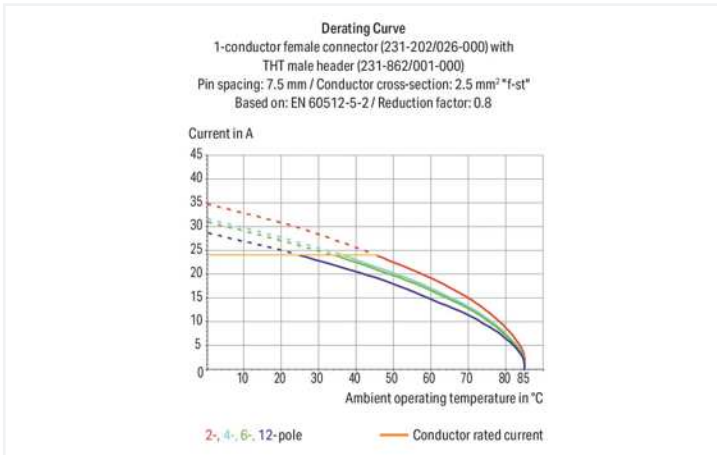


Dimensions in mm

$L = (\text{pole no.} - 1) \times \text{pin spacing} + 8.2 \text{ mm}$

$L1 = L + 5 \text{ mm}$

$L2 = L1 + 7.4 \text{ mm}$



- Horizontal or vertical PCB mounting via straight or angled solder pins
- 1.2 x 1.2 mm solder pins allow nominal current up to 16 A, enhancing stability of shorter headers
- With coding fingers

Notes

Safety information

The MCS – MULTI CONNECTION SYSTEM includes connectors without breaking capacity in accordance with DIN EN 61984. When used as intended, these connectors must not be connected/disconnected when live or under load. When used as intended, these connectors must not be connected/disconnected when live or under load. The circuit design should ensure header pins, which can be touched, are not live when unmated.

Variants:

Other pole numbers

3.8 mm pin projection for male headers with straight solder pins

Gold-plated or partially gold-plated contact surfaces

Other versions (or variants) can be requested from WAGO Sales or configured at <https://configurator.wago.com/>.

Electrical data

| Ratings per | IEC/EN 60664-1 | | |
|----------------------|----------------|-------|--------|
| Overvoltage category | III | III | II |
| Pollution degree | 3 | 2 | 2 |
| Nominal voltage | 500 V | 630 V | 1000 V |
| Rated surge voltage | 6 kV | 6 kV | 6 kV |
| Rated current | 16 A | 16 A | 16 A |

| Approvals per | UL 1059 | | |
|---------------|---------|---|-------|
| Use group | B | C | D |
| Rated voltage | 300 V | - | 300 V |
| Rated current | 15 A | - | 10 A |

| Approvals per | UL 1977 |
|---------------|---------|
| Rated voltage | 600 V |
| Rated current | 15 A |

| Approvals per | CSA | | |
|---------------|-------|---|-------|
| Use group | B | C | D |
| Rated voltage | 300 V | - | 300 V |
| Rated current | 15 A | - | 10 A |

Connection data

| | |
|----------------------------|---|
| Total number of potentials | 5 |
| Number of connection types | 1 |
| Number of levels | 1 |

Connection 1

| | |
|-------------|---|
| Pole number | 5 |
|-------------|---|

Physical data

| | |
|--------------------------------------|--------------------------|
| Pin spacing | 7.62 mm / 0.3 inches |
| Width | 38.68 mm / 1.523 inches |
| Height | 12.2 mm / 0.48 inches |
| Height from the surface | 8.4 mm / 0.331 inches |
| Depth | 12 mm / 0.472 inches |
| Solder pin length | 3.8 mm |
| Solder pin dimensions | 1.2 x 1.2 mm |
| Drilled hole diameter with tolerance | 1.7 ^(+0.1) mm |

Mechanical data

| | |
|--------------------------|-----|
| Variable coding | Yes |
| Anti-rotation protection | Yes |

Plug-in connection

| | |
|------------------------------------|---------------------|
| Contact type (pluggable connector) | Male connector/plug |
| Connector (connection type) | for PCB |
| Mismating protection | No |
| Mating direction to the PCB | 0° |

PCB contact

| | |
|-------------------------------------|--|
| PCB contact | THT |
| Solder pin arrangement | over the entire male connector (in-line) |
| Number of solder pins per potential | 1 |

Material data

| | |
|-----------------------------|--|
| Note (material data) | Information on material specifications can be found here |
| Color | orange |
| Material group | I |
| Insulation material | Polyamide (PA66) |
| Flammability class per UL94 | V0 |
| Contact material | Electrolytic copper (E _{Cu}) |
| Contact plating | Tin |
| Fire load | 0.042 MJ |
| Weight | 2.4 g |

Environmental requirements

| | |
|-------------------------|-----------------|
| Limit temperature range | -60 ... +100 °C |
| Processing temperature | -35 ... +60 °C |

Commercial data

| | |
|-----------------------|------------------------|
| Product Group | 3 (Multi Conn. System) |
| eCl@ss 10.0 | 27-44-04-02 |
| eCl@ss 9.0 | 27-44-04-02 |
| ETIM 8.0 | EC002637 |
| ETIM 7.0 | EC002637 |
| PU (SPU) | 100 pcs |
| Packaging type | Box |
| Country of origin | PL |
| GTIN | 4044918932448 |
| Customs tariff number | 85366930000 |

Environmental Product Compliance

| | |
|------------------------|-------------------------|
| RoHS Compliance Status | Compliant, No Exemption |
|------------------------|-------------------------|

Approvals / Certificates

General approvals



| Approval | Standard | Certificate Name |
|--------------------------------------|-----------|------------------|
| CB DEKRA Certification B.V. | IEC 61984 | NL-39756/A1 |
| CSA DEKRA Certification B.V. | C22.2 | 1466354 |
| UR Underwriters Laboratories Inc. | UL 1977 | E45171 |
| UR Underwriters Laboratories Inc. | UL 1059 | E45172 |

Declarations of conformity and manufacturer's declarations



| Approval | Standard | Certificate Name |
|-------------------------------|----------|------------------|
| Railway WAGO GmbH & Co. KG | - | Railway Ready |

Approvals for marine applications



| Approval | Standard | Certificate Name |
|---|-----------|------------------|
| ABS American Bureau of Ship- ping | - | 19-HG1869876-PDA |
| BV Bureau Veritas S.A. | IEC 60998 | 11915/D0 BV |

Downloads

Environmental Product Compliance

| Compliance Search | |
|--|---|
| Environmental Product Compliance 231-965/001-000 | ↓ |

Documentation

| Additional Information | | | |
|------------------------|------------|-------------------|---|
| Technical Section | 03.04.2019 | pdf 2010.85 KB | ↓ |

CAD/CAE-Data

| CAD data | |
|---------------------------------|---|
| 2D/3D Models 231-965/001-000 | ↓ |

| CAE data | |
|--------------------------------------|---|
| EPLAN Data Portal 231-965/001-000 | ↓ |
| ZUKEN Portal 231-965/001-000 | ↓ |

1 Compatible Products

1.1 System counterpart

1.1.1 Female connector/socket



Item No.: 231-705/026-000
 1-conductor female connector; CAGE
 CLAMP®; 2.5 mm²; Pin spacing 7.62 mm;
 5-pole; 2,50 mm²; orange

1.2 Optional Accessories

1.2.1 Coding

1.2.1.1 Coding



Item No.: 231-130

Coding key; snap-on type; light gray

1.2.1.2 Intermediate plate



Item No.: 231-500

Spacer; for formation of groups; light gray

1.2.2 Installation

1.2.2.1 Mounting accessories



Item No.: 231-393

Locking device; for male connectors; 1 part; orange

Installation Notes

Coding



Coding a male header – fitting coding key (s).