



MotorMan

TE Internal #: 2295894-1

Rectangular Contact Inserts, Blank Insert, Socket / Pin, 5 Pole Configuration, Wire-to-Board, 5 Position, 20 A, Power & Signal, MotorMan

[View on TE.com >](#)

Connectors > Rectangular Connectors > Rectangular Contact Inserts



Rectangular Connector Insert Type: **Blank Insert**

Contact Type: **Pin, Socket**

Pole Configuration: **5**

Connector System: **Wire-to-Board**

Number of Positions: **5**

Features

Product Type Features

| | |
|-----------------------------------|---------------|
| Rectangular Connector Insert Type | Blank Insert |
| Connector System | Wire-to-Board |
| Connector & Contact Terminates To | Wire & Cable |

Configuration Features

| | |
|---------------------|---|
| Number of Positions | 5 |
|---------------------|---|

Body Features

| | |
|--------------------------|----------|
| Primary Product Material | PBT GF30 |
| Primary Product Color | Black |

Contact Features

| | |
|------------------------------|-------------|
| Contact Type | Pin, Socket |
| Pole Configuration | 5 |
| Contact Current Rating (Max) | 20 A |

Mechanical Attachment

| | |
|--|--|
| | |
|--|--|



| | |
|-------------------------|----------------------------|
| Polarization Code | None |
| Connector Mounting Type | Cable Mount (Free-Hanging) |

Housing Features

| | |
|--------------------|----------------|
| Centerline (Pitch) | 2.54 mm[.1 in] |
|--------------------|----------------|

Usage Conditions

| | |
|-----------------------------|---------------------------|
| Operating Temperature Range | -40 – 85 °C[-40 – 185 °F] |
|-----------------------------|---------------------------|

Operation/Application

| | |
|---------------------|----------------|
| Circuit Application | Power & Signal |
|---------------------|----------------|

Packaging Features

| | |
|--------------------|------|
| Packaging Quantity | 1000 |
| Packaging Method | Bag |

Product Compliance

[For compliance documentation, visit the product page on TE.com>](#)

| | |
|-----------------------------------------------|---------------------------------------------------------------------------------------------------------------------------------|
| EU RoHS Directive 2011/65/EU | Compliant |
| EU ELV Directive 2000/53/EC | Compliant |
| China RoHS 2 Directive MIIT Order No 32, 2016 | No Restricted Materials Above Threshold |
| EU REACH Regulation (EC) No. 1907/2006 | Current ECHA Candidate List: JUNE 2023 (235) Candidate List Declared Against: JUNE 2022 (224) Does not contain REACH SVHC |
| Halogen Content | Not Yet Reviewed for halogen content |
| Solder Process Capability | Not reviewed for solder process capability |

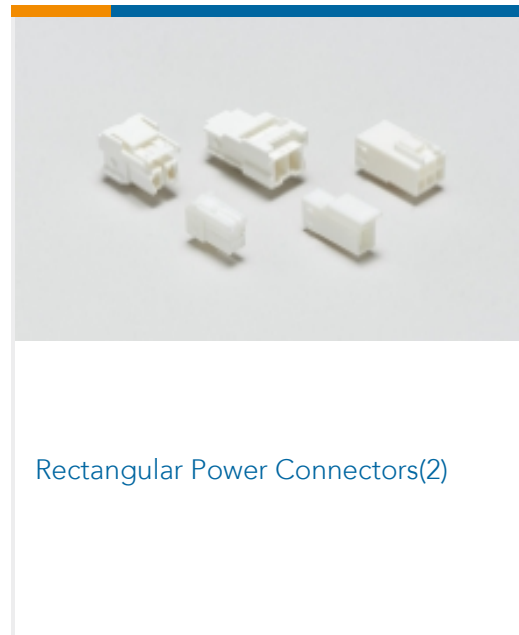
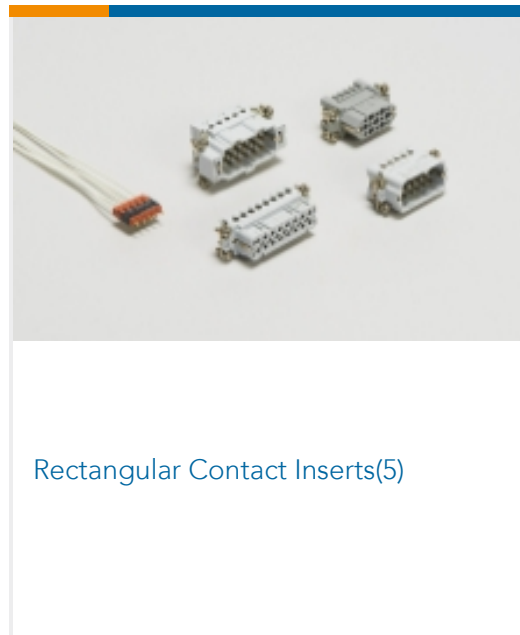




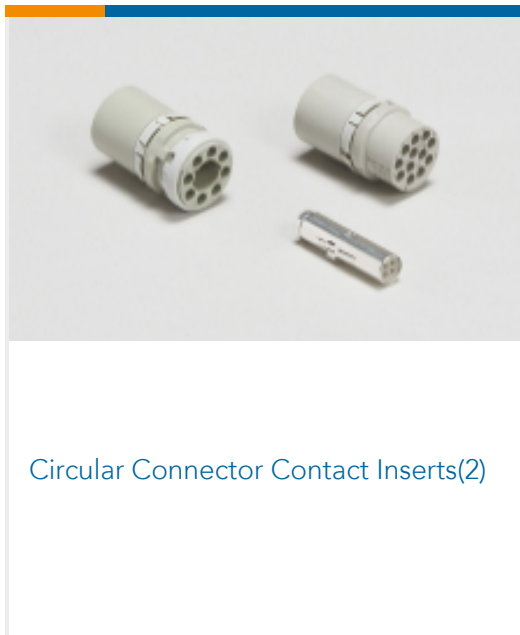
Product Compliance Disclaimer

This information is provided based on reasonable inquiry of our suppliers and represents our current actual knowledge based on the information they provided. This information is subject to change. The part numbers that TE has identified as EU RoHS compliant have a maximum concentration of 0.1% by weight in homogenous materials for lead, hexavalent chromium, mercury, PBB, PBDE, DBP, BBP, DEHP, DIBP, and 0.01% for cadmium, or qualify for an exemption to these limits as defined in the Annexes of Directive 2011/65/EU (RoHS2). Finished electrical and electronic equipment products will be CE marked as required by Directive 2011/65/EU. Components may not be CE marked. Additionally, the part numbers that TE has identified as EU ELV compliant have a maximum concentration of 0.1% by weight in homogenous materials for lead, hexavalent chromium, and mercury, and 0.01% for cadmium, or qualify for an exemption to these limits as defined in the Annexes of Directive 2000/53/EC (ELV). Regarding the REACH Regulation, the information TE provides on SVHC in articles for this part number is based on the latest European Chemicals Agency (ECHA) 'Guidance on requirements for substances in articles' posted at this URL: <https://echa.europa.eu/guidance-documents/guidance-on-reach>

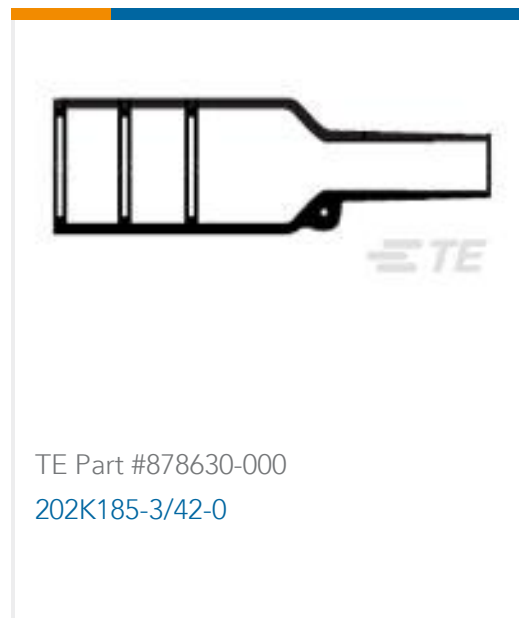
Compatible Parts



Also in the Series | MotorMan



Customers Also Bought





Documents

Product Drawings

SIGNAL HOUSING

English

CAD Files

3D PDF

3D

Customer View Model

[ENG_CVM_CVM_2295894-1_A.2d_dxf.zip](#)

English

Customer View Model

[ENG_CVM_CVM_2295894-1_A.3d_igs.zip](#)

English

Customer View Model

[ENG_CVM_CVM_2295894-1_A.3d_stp.zip](#)

English

By downloading the CAD file I accept and agree to the [Terms and Conditions](#) of use.

Agency Approvals

UL

English