




Connectors > Terminal Blocks & Strips > Modular Terminal Blocks



Modular Terminal Block Product Type: **Screw Terminal Block**

Number of Positions: **1**

Centerline (Pitch): **12.2 mm [.48 in]**

Termination Method to Wire & Cable: **Quick Connect**

Connector Mounting Type: **DIN Rail**

Features

Product Type Features

| | |
|-------------------------------------|----------------------|
| Modular Terminal Block Product Type | Screw Terminal Block |
|-------------------------------------|----------------------|

Configuration Features

| | |
|---------------------|---|
| Number of Circuits | 1 |
| Number of Positions | 1 |

Contact Features

| | |
|------------------------------------------------|-------|
| Wire Contact Termination Area Plating Material | Tin |
| Contact Base Material | Brass |

Termination Features

| | |
|------------------------------------|---------------|
| Termination Method to Wire & Cable | Quick Connect |
|------------------------------------|---------------|

Mechanical Attachment

| | |
|-------------------------|-----------|
| Tightening Torque | 35 in-lbs |
| Connector Mounting Type | DIN Rail |

Housing Features

| | |
|--------------------|------------------|
| Centerline (Pitch) | 12.2 mm [.48 in] |
|--------------------|------------------|

Dimensions

| | |
|-----------|--------------------------|
| Wire Size | 2.5 – 16 mm ² |
|-----------|--------------------------|

Usage Conditions

| | |
|-----------------------------|--------------|
| Operating Temperature Range | -40 – 105 °C |
|-----------------------------|--------------|

Industry Standards

| | |
|------------------------|----------|
| UL Flammability Rating | UL 94V-0 |
|------------------------|----------|

Product Compliance





[For compliance documentation, visit the product page on TE.com>](#)

| | |
|-----------------------------------------------|--------------------------------------------------------------------------------------------------------------------------------|
| EU RoHS Directive 2011/65/EU | Compliant |
| EU ELV Directive 2000/53/EC | Compliant |
| China RoHS 2 Directive MIIT Order No 32, 2016 | No Restricted Materials Above Threshold |
| EU REACH Regulation (EC) No. 1907/2006 | Current ECHA Candidate List: JUNE 2023 (235) Candidate List Declared Against: JAN 2018 (181) Does not contain REACH SVHC |
| Halogen Content | Low Halogen - Br, Cl, F, I < 900 ppm per homogenous material. Also BFR/CFR/PVC Free |
| Solder Process Capability | Not reviewed for solder process capability |

Product Compliance Disclaimer

This information is provided based on reasonable inquiry of our suppliers and represents our current actual knowledge based on the information they provided. This information is subject to change. The part numbers that TE has identified as EU RoHS compliant have a maximum concentration of 0.1% by weight in homogenous materials for lead, hexavalent chromium, mercury, PBB, PBDE, DBP, BBP, DEHP, DIBP, and 0.01% for cadmium, or qualify for an exemption to these limits as defined in the Annexes of Directive 2011/65/EU (RoHS2). Finished electrical and electronic equipment products will be CE marked as required by Directive 2011/65/EU. Components may not be CE marked. Additionally, the part numbers that TE has identified as EU ELV compliant have a maximum concentration of 0.1% by weight in homogenous materials for lead, hexavalent chromium, and mercury, and 0.01% for cadmium, or qualify for an exemption to these limits as defined in the Annexes of Directive 2000/53/EC (ELV). Regarding the REACH Regulation, the information TE provides on SVHC in articles for this part number is based on the latest European Chemicals Agency (ECHA) 'Guidance on requirements for substances in articles' posted at this URL: <https://echa.europa.eu/guidance-documents/guidance-on-reach>

Customers Also Bought

| | | | |
|------------------------------------------------------------------------------------------------------------------------------|--------------------------------------------------------------------------------------------------------------------------------|---------------------------------------------------------------------------------------------------------------------------------|--------------------------------------------------------------------------------------------------------------------------------|
|  <p>TE Part #1SNK900001R0000 BAM4</p> |  <p>TE Part #1SNA231000R0700 RC510</p> |  <p>TE Part #1SNA233000R0100 RC610</p> |  <p>TE Part #1SNL606010R0000 C4/6</p> |
|------------------------------------------------------------------------------------------------------------------------------|--------------------------------------------------------------------------------------------------------------------------------|---------------------------------------------------------------------------------------------------------------------------------|--------------------------------------------------------------------------------------------------------------------------------|



Documents

Product Drawings

DTC 16-G

English

CAD Files

3D PDF

3D

Customer View Model

[ENG_CVM_CVM_2271691-1_A.2d_dxf.zip](#)

English

Customer View Model

[ENG_CVM_CVM_2271691-1_A.3d_igs.zip](#)

English

Customer View Model

[ENG_CVM_CVM_2271691-1_A.3d_stp.zip](#)

English

By downloading the CAD file I accept and agree to the [Terms and Conditions](#) of use.

Product Specifications

Application Specification

English