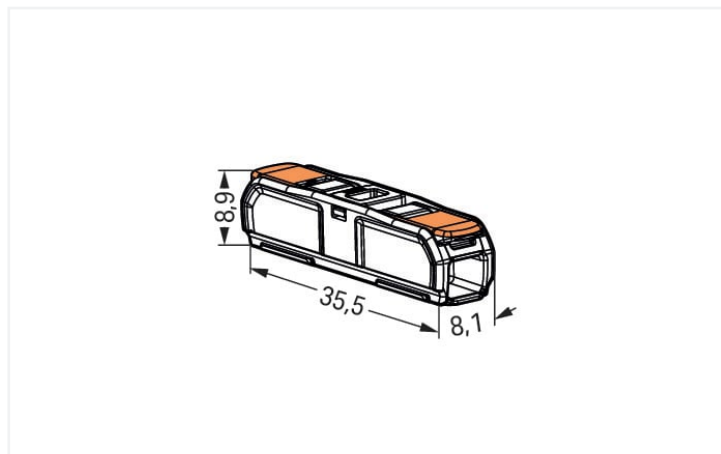


Data Sheet | Item Number: 221-2401

Inline splicing connector with levers; for all conductor types; 12 AWG (max.); 2-conductor; transparent housing; white cover; Surrounding air temperature: max 85°C (T85); 4,00 mm²; transparent

<https://www.wago.com/221-2401>



Color: transparent

This connector is 12 AWG capable and ideal for installations in the North American market.

- Inline connection of solid, stranded and fine-stranded conductors from 0.2 to 4 mm² (24–16 AWG)
- Slim design saves space in tight areas
- Tool-free connection and disconnection thanks to convenient lever technology
- Use a mounting carrier for fixed and multi-pole wiring

Electrical data

Ratings per	EN 60664		
Overvoltage category	III	III	II
Pollution degree	3	2	2
Nominal voltage	-	-	450 V
Rated surge voltage	-	-	4 kV
Rated current	-	-	32 A

Ratings per UL

Rated voltage UL (Use Group C)	600 V
Rated current UL (Use Group C)	20 A

Connection data

Connection points	2
-------------------	---

Connection 1

Connection technology	CAGE CLAMP®
Actuation type	Lever
Connectable conductor materials	Copper
Solid conductor	0.2 ... 4 mm ² / 20 ... 12 AWG
Stranded conductor	0.2 ... 2.5 mm ² / 18 ... 12 AWG
Fine-stranded conductor	0.34 ... 4 mm ² / 18 ... 12 AWG
Strip length	11 mm / 0.43 inches

Physical data

Width	8.1 mm / 0.319 inches
Height	8.9 mm / 0.35 inches
Depth	35.5 mm / 1.398 inches

Material data

Note (material data)	Information on material specifications can be found here
Color	transparent
Cover color	white
Material group	Illa
Insulation material	Polycarbonate (PC)
Flammability class per UL94	V2
Fire load	0.055 MJ
Actuator color	orange
Weight of insulation material	0.84 g
Weight	2.4 g

Environmental requirements

Continuous operating temperature	-60 ... +105 °C
----------------------------------	-----------------

Commercial data

ETIM 8.0	EC000446
ETIM 7.0	EC000446
PU (SPU)	600 (60) pcs
Packaging type	Box
Country of origin	DE
GTIN	4066966120271
Customs tariff number	85369010000

Environmental Product Compliance

RoHS Compliance Status	Compliant, No Exemption
------------------------	-------------------------

Approvals / Certificates

General approvals



Approval	Standard	Certificate Name
CCA DEKRA Certification B.V.	EN 60998	NTR NL-7990
ENEC 05 DEKRA Certification B.V.	EN 60998	71-127529
UL Underwriters Laboratories Inc.	UL 486C	E69654

Declarations of conformity and manufacturer's declarations

Approval	Standard	Certificate Name
EU-Declaration of Confor- mity WAGO GmbH & Co. KG	-	-
UK-Declaration of Confor- mity WAGO GmbH & Co. KG	-	-

Approvals for marine applications



Approval	Standard	Certificate Name
LR Lloyds Register	EN 60998	LR22207029TA

Downloads

Environmental Product Compliance

Compliance Search

Environmental Product Compliance 221-2401



CAD/CAE-Data

CAD data

2D/3D Models
221-2401



CAE data

EPLAN Data Portal
221-2401



ZUKEN Portal
221-2401



1 Compatible Products

1.1 Optional Accessories

1.1.1 General accessories

1.1.1.1 Moisture protection



[Item No.: 207-1375](#)

Gelbox; Durchgangsverbindung; für Aderleitungen; mit Gel; Serie 221, max. 4mm²-Klemmen; ohne Verbindungsklemmen; Größe 3; grau

[Item No.: 207-1372](#)

Gelbox; inline connection; for cables; with gel; 221 Series; max. 4 mm² connectors; without splicing connectors; Size 1; gray

[Item No.: 207-1373](#)

Gelbox; inline connection; for cables; with gel; 221 Series; max. 4 mm² connectors; without splicing connectors; Size 2; gray

1.1.2 Installation

1.1.2.1 Mounting accessories



[Item No.: 221-2501](#)

Mounting carrier with strain relief; 1-way; for inline splicing connector with lever; for screw mounting; gray

[Item No.: 221-2511](#)

Mounting carrier with strain relief; 1-way; for inline splicing connector with lever; with snap-in mounting foot; gray

[Item No.: 221-2502](#)

Mounting carrier with strain relief; 2-way; for inline splicing connector with lever; for screw mounting; gray

[Item No.: 221-2512](#)

Mounting carrier with strain relief; 2-way; for inline splicing connector with lever; with snap-in mounting foot; gray



[Item No.: 221-2503](#)

Mounting carrier with strain relief; 3-way; for inline splicing connector with lever; for screw mounting; gray

[Item No.: 221-2513](#)

Mounting carrier with strain relief; 3-way; for inline splicing connector with lever; with snap-in mounting foot; gray

[Item No.: 221-2504](#)

Mounting carrier with strain relief; 4-way; for inline splicing connector with lever; for screw mounting; gray

[Item No.: 221-2514](#)

Mounting carrier with strain relief; 4-way; for inline splicing connector with lever; with snap-in mounting foot; gray

1.1.2.1 Mounting accessories



Item No.: 221-2505
Mounting carrier with strain relief; 5-way; for inline splicing connector with lever; for screw mounting; gray



Item No.: 221-2515
Mounting carrier with strain relief; 5-way; for inline splicing connector with lever; with snap-in mounting foot; gray



Item No.: 221-2521
Mounting carrier; 1-way; for inline splicing connector with lever; for screw mounting; gray



Item No.: 221-2531
Mounting carrier; 1-way; for inline splicing connector with lever; with snap-in mounting foot; gray



Item No.: 221-2522
Mounting carrier; 2-way; for inline splicing connector with lever; for screw mounting; gray



Item No.: 221-2532
Mounting carrier; 2-way; for inline splicing connector with lever; with snap-in mounting foot; gray



Item No.: 221-2523
Mounting carrier; 3-way; for inline splicing connector with lever; for screw mounting; gray



Item No.: 221-2533
Mounting carrier; 3-way; for inline splicing connector with lever; with snap-in mounting foot; gray



Item No.: 221-2524
Mounting carrier; 4-way; for inline splicing connector with lever; for screw mounting; gray



Item No.: 221-2534
Mounting carrier; 4-way; for inline splicing connector with lever; with snap-in mounting foot; gray



Item No.: 221-2525
Mounting carrier; 5-way; for inline splicing connector with lever; for screw mounting; gray



Item No.: 221-2535
Mounting carrier; 5-way; for inline splicing connector with lever; with snap-in mounting foot; gray



Item No.: 209-123
Mounting foot with screw; can be screwed on terminal blocks with fixing flange; 6.4 mm wide; gray



Item No.: 209-1116
Mounting foot with screw; for DIN-15 rail; can be screwed on terminal blocks with fixing flange; 6.5 mm wide; gray



Item No.: 209-120
Mounting foot; can be snapped on terminal blocks with snap-in mounting foot; for mounting on relay-modules; 6.4 mm wide; gray



Item No.: 209-1115
Mounting foot; for DIN-15 rail; can be snapped on terminal blocks with snap-in mounting foot; 6.5 mm wide; gray

1.1.3 Marking


1.1.3.1 Marking strip



Item No.: 210-834
Marking strips; on reel; 5 mm wide; plain; Self-adhesive; white

Installation Notes

Conductor termination




Push up the lever to open the clamping unit and insert the conductor.




Push the lever back down.

Installation




Place the inline splicing connector on the carrier in front of the mounting position.




Push the connector to the center position until it snaps into place.


Application



Perfect for test setups



Simple extension of lines



Lighting connection in suspended ceilings



Multi-pole, fixed lighting fixture wiring