216604-4 ✔ ACTIVE

AMPMODU | AMPMODU HV-100/HV-190

TE Internal #: 216604-4

PCB Mount Receptacle, Right Angle, Board-to-Board, 4 Position, 2.54 mm [.1 in] Centerline, Gold, Through Hole - Solder, Signal, AMPMODU HV-100/HV-190

View on TE.com >

Connectors > PCB Connectors > PCB Headers & Receptacles







PCB Connector Assembly Type: **PCB Mount Receptacle**

PCB Mount Orientation: **Right Angle**

Connector System: **Board-to-Board**

Number of Positions: **4**

Number of Rows: **2**

Features

Product Type Features

PCB Connector Assembly Type	PCB Mount Receptacle
Connector System	Board-to-Board
Sealable	No
Connector & Contact Terminates To	Printed Circuit Board

Configuration Features

Stackable	Yes
PCB Mount Orientation	Right Angle
Number of Positions	4
Number of Rows	2

Body Features

Connector Profile	Standard
Primary Product Color	Black

Contact Features

Contact Protection Type	Closed Entry Housing

Mating Square Post Dimension	.63 mm[.024 in]
PCB Contact Termination Area Plating Material Thickness	2.5 µm
Mating Pin Diameter	.63 mm[.024 in]
PCB Contact Termination Area Plating Material Finish	Matte
Contact Shape & Form	Square
PCB Contact Termination Area Plating Material	Tin
Contact Base Material	Phosphor Bronze
Contact Mating Area Plating Material	Gold
Contact Mating Area Plating Material Thickness	.762 µm[30 µin]
Contact Type	Socket
Contact Current Rating (Max)	3 A

Termination Features

Rectangular Termination Post & Tail Thickness	.2 mm[.008 in]
Rectangular Termination Post & Tail Width	.69 mm[.027 in]
Termination Post & Tail Length	3.2 mm[.126 in]
Termination Method to Printed Circuit Board	Through Hole - Solder

Mechanical Attachment

Mating Alignment	Without
PCB Mount Retention	Without
PCB Mount Alignment	Without
Connector Mounting Type	Board Mount

Housing Features

Mating Entry Location	Side
Centerline (Pitch)	2.54 mm[.1 in]
Housing Material	Polyester - GF

Dimensions

Connector Height	5.8 mm[.228 in]
Row-to-Row Spacing	7.62 mm[.3 in]
PCB Thickness (Recommended)	1.6 mm[.062 in]

Usage Conditions

Operating Temperature Range	-65 – 125 °C[-85 – 257 °F]

Operation/Application

Solder Process Feature	Board Standoff
Circuit Application	Signal

Industry Standards

UL Flammability Rating	UL 94V-0

Packaging Features

Packaging Quantity	210
Packaging Method	Box

Product Compliance

For compliance documentation, visit the product page on TE.com>

EU RoHS Directive 2011/65/EU	Compliant
EU ELV Directive 2000/53/EC	Compliant
China RoHS 2 Directive MIIT Order No 32, 2016	No Restricted Materials Above Threshold
EU REACH Regulation (EC) No. 1907/2006	Current ECHA Candidate List: JUNE 2024 (241) Candidate List Declared Against: JAN 2024 (240) Does not contain REACH SVHC
Halogen Content	Not Low Halogen - contains Br or Cl > 900 ppm.
Solder Process Capability	Wave solder capable to 265°C

Product Compliance Disclaimer

This information is provided based on reasonable inquiry of our suppliers and represents our current actual knowledge based on the information they provided. This information is subject to change. The part numbers that TE has identified as EU RoHS compliant have a maximum concentration of 0.1% by weight in homogenous materials for lead, hexavalent chromium, mercury, PBB, PBDE, DBP, BBP, DEHP, DIBP, and 0.01% for cadmium, or qualify for an exemption to these limits as defined in the Annexes of Directive 2011/65/EU (RoHS2). Finished electrical and electronic equipment products will be CE marked as required by Directive 2011/65/EU. Components may not be CE marked. Additionally, the part numbers that TE has identified as EU ELV compliant have a maximum concentration of 0.1% by weight in homogenous materials for lead, hexavalent chromium, and mercury, and 0.01% for cadmium, or qualify for an exemption to these limits as defined in the Annexes of Directive 2000/53/EC (ELV). Regarding the REACH Regulation, the information TE provides on SVHC in articles for this part number is based on the latest European Chemicals Agency (ECHA) 'Guidance on requirements for substances in articles' posted at this URL: https://echa.europa.eu/guidance-documents/guidance-on-reach

Compatible Parts



TE Part # 1241050-4
2x4P MOD II BREAK AWAY HDR,SMD, BLISTER



TE Part # 826632-4
4P AMPMODU II PIN HDR.



TE Part # 826656-4
4P AMPMODU II STIFT LEI



TE Part # 826634-4
AMPMODU MOD II PIN HEADER



TE Part # 826658-4
4P AMPMODU II STIFT LEI



TE Part # 826664-4
4P MOD2 STIFT LEI



TE Part # 826662-4
4P AMPMODU II STIFT LEI



TE Part # 966269-4
2x4P MOD II BREAK AWAY HDR,SMD, TUBE PKG



TE Part # 966709-4
2X4P MODUII BREAK AWAY HEADER, SMD

TE Part # 826657-4
4P MOD2 STIFT LEI

Also in the Series | AMPMODU HV-100/HV-190



PCB Headers & Receptacles(333)

Customers Also Bought



TE Part #5745968-8
HD-20 25 PLUG SP/FMS INSRT



TE Part #5415025-1
JACK, RTANG, PCB, 50 OHM, BNC



TE Part #5-5179180-2
0.8FH,R09H.5,060,08/Sn,TR,SC



TE Part #5-5179180-1
0.8FH,R09H.5,040,08/Sn,TR,SC



TE Part #1-826632-0
10P AMPMODU II PIN HDR.



TE Part #825440-4
MOD 2 PINHDR 2X04P.

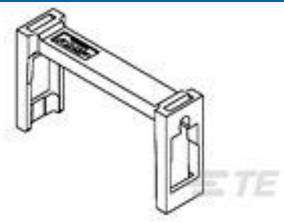

TE Part #1-100103-0
10P.A/L.STRAIN REL.



TE Part #216604-7
2X 7P HV190FEDERLEI



TE Part #284697-E
SRCP 1,27 4 M 1 SMD 137 E1 094 * GU-H *



TE Part #3-1393479-8
V23529A1223B209=SUB D FEDERLEI

Documents

Product Drawings

2X 4P HV190FEDERLEI

English

CAD Files

Customer View Model

ENG_CVM_CVM_216604-4_C.2d_dxf.zip

English

3D PDF

3D

Customer View Model

ENG_CVM_CVM_216604-4_C.3d_igs.zip

English

Customer View Model

ENG_CVM_CVM_216604-4_C.3d_stp.zip

English

By downloading the CAD file I accept and agree to the Terms and Conditions of use.