

Datasheet

Industrial wired box 4xsocket-outlets 2P+T 16A 230V 6H cable 3x2,5mm with electrical protections (MCB C16A 6kA, RCD 30mA 25A) and emergency push-button

Stock No:
2144147



Image for reference only

Technical Characteristics

Rated Current:	16A
Rated Voltage	230V
Rated Short-Circuit Conditional Current	6kA
Rated Frequency	50/60Hz
Insulating Resistance	>10MΩ@500Vdc
Dielectric Strength	2kV 60s
IP Protection Degree	IP65 (IEC / EN 60529)
IK Protection Degree	IK08 (IEC / EN 62262)
Operating Temperature	-25°C/ 40°C
Glow Wire Test	850°C live parts supports /650°C other parts
Earthing System	TT
Protection Class	Enclosure Class II (Isolated) Circuits Class I (Earth)
Product Standard	IEC 61439-4 IEC/EN 60309-1, IEC/EN 60309-2
Dimensions	540x245x175mm
Weight	3,88 kg

Electrical Schematics



Colours According to IEC 60445

L1: Brown

N: Light Blue

Earth: Green/Yellow

Built-in Components

1 x Plug: 16A 230V 2P+T IEC 60309

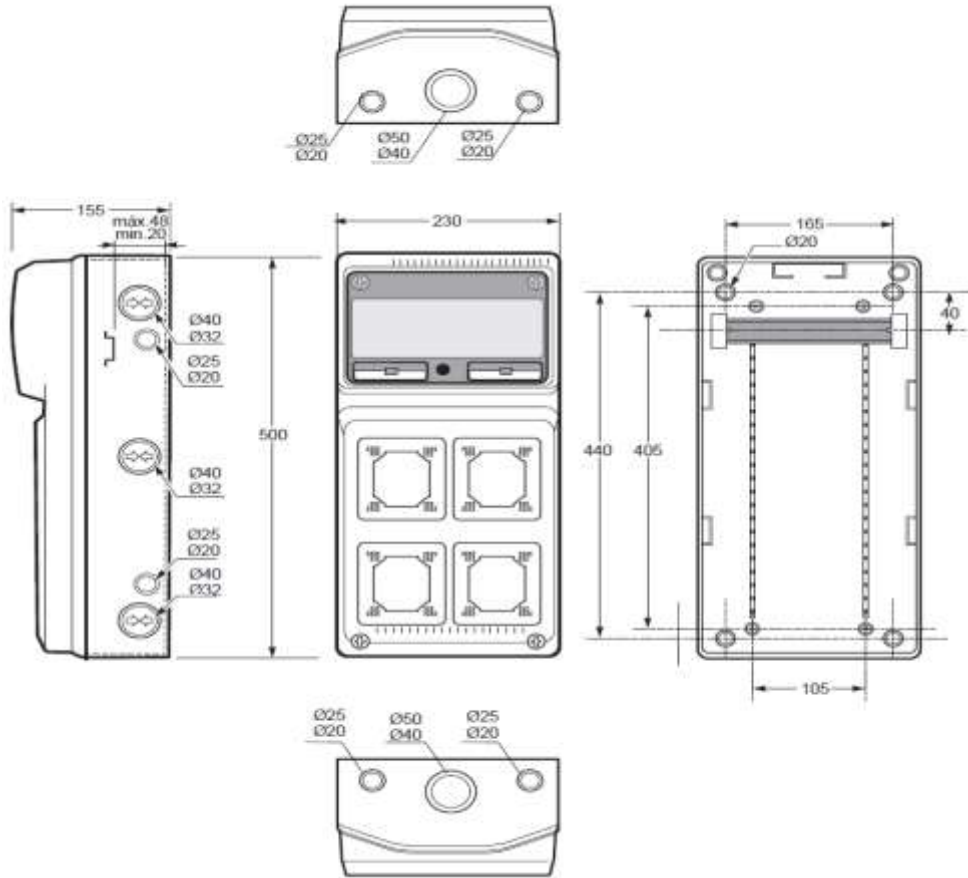
4 x Socket-outlet: 16A 230V 2P+T IEC 60309

Cable: 2m 3x2,5mm² H07RN-F

1x RCB: 30mA 40A

1 x MCB: C16A 6kA


Enclosure Skectch




Dimensions in mm

Atmospheric conditions of utilisation

Ambient air temperature in which the distribution box operates must be between -25°C and $+40^{\circ}\text{C}$. Relative humidity of the air should not exceed 50% at a maximum temperature of 40°C . However, higher degrees of relative humidity are allowed at lower temperatures, reaching a maximum relative humidity of 100% for a temperature of 25°C . Equipment locations where condensation may occur should be avoided.


	<p>In the event of condensation on the electrical equipment (near live parts), no voltage should be applied to the distribution box.</p>
---	---

During transport & storage the temperature can be allowed to reach an extreme value between -25°C and 55°C .

	<p>Installation, commissioning, inspection and maintenance operations may only be performed by suitably qualified personnel trained in applicable electrical and safety subjects.</p> <p>Compliance with the safety instructions does not excuse compliance with other specific regulations of the facility, place, country or other circumstances affecting the equipment.</p>
--	---

Installation


The equipment has been designed to be installed on a vertical plane or on a specially dedicated metal support. The installation surface must be able to withstand stresses due to the equipment's own weight.

	<p>Do not install the equipment on a surface of flammable material, or in environments that may be under the influence of corrosive products.</p> <p>Special attention should be paid to equipment located around the box so that it does not adversely affect ventilation.</p>
---	---

Recommended fixing screw:

- Diameter: 4mm
- Minimum depth: 25mm
- Tightening torque: 4Nm


Inspection and maintenance

	<p>Prior to access to the interior of the distribution box, disconnect from the power supply and check that there is no voltage before starting any operation inside. Use measuring equipment of category III-600 Volts to check absence of voltage.</p>
---	---

Annually recommended:


- Perform a visual inspection of the enclosure. Look for cracks or bumps that may affect the normal operation of the frame and the designated IP.
- Perform a visual inspection of the fastenings and electrical connections. Loose connections should be specially searched and consequently tightened.

Operation

	<p>Do not handle inside the box while there are live parts.</p> <p>Do not disconnect or connect any terminal while the equipment is under voltage.</p>
---	--

Tasks to be carried out by properly instructed personnel:

- Connecting / disconnecting power outlets
- Switchgear operation (switches, differentials, etc.)
- External visual inspection

	<p>This company is not responsible for the consequential damages of an improper use of its equipment.</p>
---	--