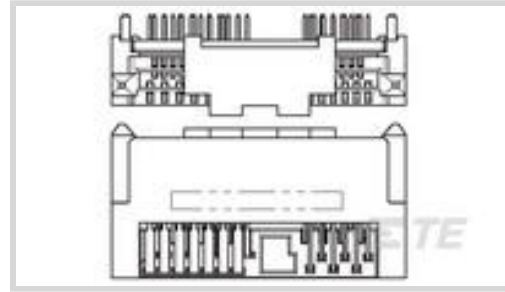




Connectors > Audio & Video Connectors > SATA & Micro SATA



SATA Connector Type: **SATA**

Connector & Housing Type: **Receptacle**

Connector System: **Cable-to-Board**

Number of Positions: **31**

Contact Configuration: **6P + 7P + 18P**

Features

Product Type Features

SATA Connector Type	SATA
Connector & Housing Type	Receptacle
Connector System	Cable-to-Board
Connector & Contact Terminates To	Printed Circuit Board

Configuration Features

Number of Positions	31
PCB Mount Orientation	Right Angle
Number of Rows	2
Number of Ports	2

Body Features

Connector Profile	Slimline
-------------------	----------

Contact Features

Contact Mating Area Plating Material Thickness	.76 μ m[30 μ in]
Contact Mating Area Plating Material	Gold
PCB Contact Termination Area Plating Material	Tin
Contact Base Material	Copper Alloy
Contact Configuration	6P + 7P + 18P
Contact Current Rating (Max)	1.3 A, 1.5 A, 2 A

Termination Features

Termination Post & Tail Length	1.8 mm[.071 in]
--------------------------------	-----------------

Termination Method to PCB

Through Hole - Solder

Mechanical Attachment

PCB Mount Retention Feature Length

1.9 mm[.072 in]

Mating Alignment Type

Polarization

PCB Mount Retention

With

PCB Mount Retention Type

Boardlock

PCB Mount Location

Bottom

Connector Mounting Type

Board Mount

Housing Features

Housing Material

Thermoplastic

Housing Color

Black

Centerline (Pitch)

.8 mm, 1 mm, 1.27 mm[.031 in][.039 in][.05 in]

Dimensions

PCB Thickness (Recommended)

1 mm[.039 in]

Profile Height from PCB

7.35 mm[.289 in]

Usage Conditions

Operating Temperature Range

-40 – 85 °C[-40 – 185 °F]

Operation/Application

Circuit Application

Power & Signal

Industry Standards

UL Flammability Rating

UL 94V-0

Packaging Features

Packaging Quantity

250

Packaging Method

Tape & Reel

Product Compliance

For compliance documentation, visit the product page on TE.com>

EU RoHS Directive 2011/65/EU

Compliant

EU ELV Directive 2000/53/EC

Compliant

China RoHS 2 Directive MIIT Order No 32, 2016

No Restricted Materials Above Threshold

EU REACH Regulation (EC) No. 1907/2006

Current ECHA Candidate List: JUNE 2024
(241)
Not Yet Reviewed

Halogen Content

Not Low Halogen - contains Br or Cl > 900 ppm.

Solder Process Capability

Reflow solder capable to 260°C

Product Compliance Disclaimer

This information is provided based on reasonable inquiry of our suppliers and represents our current actual knowledge based on the information they provided. This information is subject to change. The part numbers that TE has identified as EU RoHS compliant have a maximum concentration of 0.1% by weight in homogenous materials for lead, hexavalent chromium, mercury, PBB, PBDE, DBP, BBP, DEHP, DIBP, and 0.01% for cadmium, or qualify for an exemption to these limits as defined in the Annexes of Directive 2011/65/EU (RoHS2). Finished electrical and electronic equipment products will be CE marked as required by Directive 2011/65/EU. Components may not be CE marked. Additionally, the part numbers that TE has identified as EU ELV compliant have a maximum concentration of 0.1% by weight in homogenous materials for lead, hexavalent chromium, and mercury, and 0.01% for cadmium, or qualify for an exemption to these limits as defined in the Annexes of Directive 2000/53/EC (ELV). Regarding the REACH Regulations, TE's information on SVHC in articles for this part number is still based on the European Chemical Agency (ECHA) 'Guidance on requirements for substances in articles' (Version: 2, April 2011), applying the 0.1% weight on weight concentration threshold at the finished product level. TE is aware of the European Court of Justice ruling of September 10th, 2015 also known as O5A (Once An Article Always An Article) stating that, in case of 'complex object', the threshold for a SVHC must be applied to both the product as a whole and simultaneously to each of the articles forming part of its composition. TE has evaluated this ruling based on the new ECHA "Guidance on requirements for substances in articles" (June 2017, version 4.0) and will be updating its statements accordingly.

Customers Also Bought



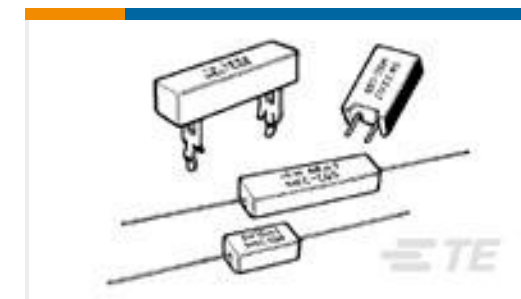
TE Part #2-324533-2
TERMINAL,PIDG R 16-14 10



TE Part #3-1625971-7
HSA25 332R 1%



TE Part #1-2176398-7
3502 62K 1%



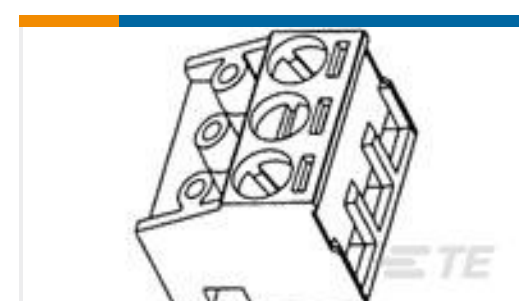
TE Part #2-1879009-9
SQB30 1K0 5% 6.35MM FASTON




TE Part #1-1879446-1
TE 150W 6R8 5% Bracket



TE Part #1-1986720-2
STR PLUG SPRING TYPE RH 12P, 3.81 mm



TE Part #1546018-4
4 POS TERMI-BLOK PLUG 90 & 180



TE Part #5532600-5
CONN SEC II 32 POS 100 C/L R/A



Documents

Product Drawings

[SLIMLINE SATA PLUS REC CL5.6H, AU G/F](#)

English

CAD Files

[3D PDF](#)

3D

Customer View Model

[ENG_CVM_CVM_2129116-3_C.2d_dxf.zip](#)

English

Customer View Model

[ENG_CVM_CVM_2129116-3_C.3d_igs.zip](#)

English

Customer View Model

[ENG_CVM_CVM_2129116-3_C.3d_stp.zip](#)

English

By downloading the CAD file I accept and agree to the [Terms and Conditions](#) of use.

Product Specifications

[Product Specification](#)

English

[Product Specification](#)

English