


# Data Sheet | Item Number: 2092-3423/005-000

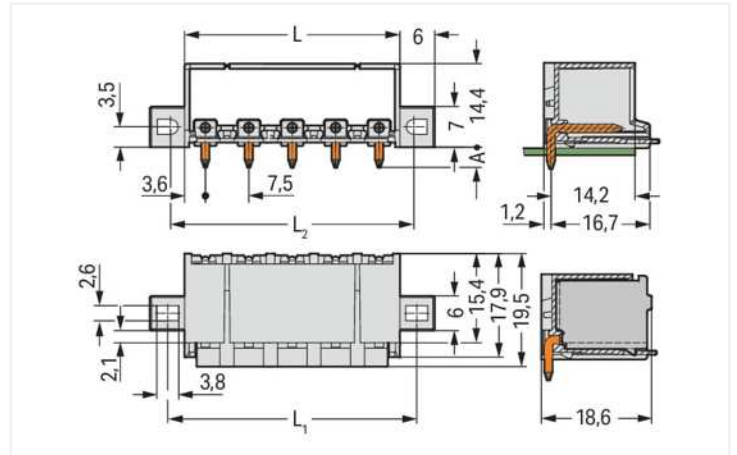
THT male header; 1.4 mm Ø solder pin; angled; clamping collar; Pin spacing 7.5 mm; 3-pole; light gray

<https://www.wago.com/2092-3423/005-000>



Color: ■ light gray

Similar to illustration



Dimensions in mm

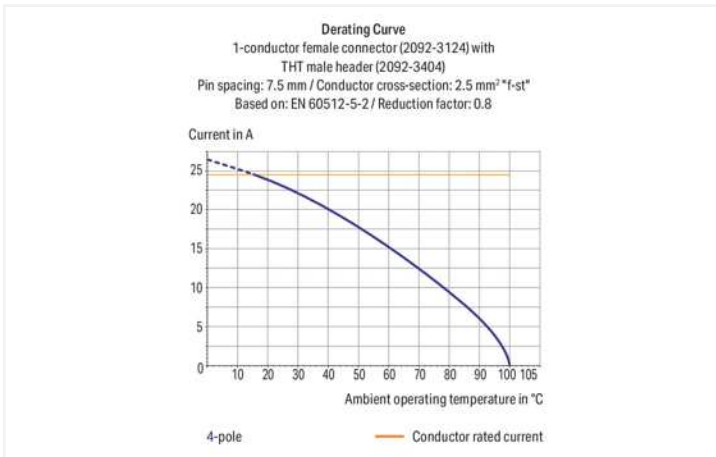
$L = (\text{pole no.} - 1) \times \text{pin spacing} + 7.2 \text{ mm}$

$L1 = (\text{pole no.} \times \text{pin spacing}) + 5.5 \text{ mm}$

$L2 = (\text{pole no.} \times \text{pin spacing}) + 4.5 \text{ mm}$

A = 3.6 mm THT solder pin

A = 2.4 mm THR solder pin



- Assembly of female connectors without loss of poles, allowing different functions to be divided within one male header (≥ 4 poles)
- Coding pins inserted into the header interface prevent mismatching, allowing subsequent coding in panel feedthrough applications
- The female connector is fully shrouded by the male header's housing, providing vibration resistance up to 20 g

## Notes

Safety information

The **picoMAX® Pluggable Connection System** includes connectors without breaking capacity in accordance with DIN EN 61984. When used as intended, these connectors must not be connected/disconnected when live or under load. The circuit design should ensure header pins, which can be touched, are not live when unmated.

Variants:

Direct marking

Other versions (or variants) can be requested from WAGO Sales or configured at <https://configurator.wago.com/>.

## Electrical data

Ratings per	IEC/EN 60664-1		
Overvoltage category	III	III	II
Pollution degree	3	2	2
Nominal voltage	400 V	630 V	1000 V
Rated surge voltage	6 kV	6 kV	6 kV
Rated current	16 A	16 A	16 A

Approvals per	UL 1059		
Use group	B	C	D
Rated voltage	300 V	-	300 V
Rated current	15 A	-	10 A

### Connection data

Total number of potentials	3
Number of connection types	1
Number of levels	1

### Connection 1

Pole number	3
-------------	---

### Physical data

Pin spacing	7.5 mm / 0.295 inches
Width	34.2 mm / 1.346 inches
Height	18 mm / 0.709 inches
Height from the surface	14.4 mm / 0.567 inches
Depth	19.5 mm / 0.768 inches
Solder pin length	3.6 mm
Solder pin diameter	1.4 mm
Drilled hole diameter with tolerance	1.6 <sup>(+0.1)</sup> mm

### Mechanical data

Variable coding	Yes
Mounting type	Mounting flange Feed-through mounting Panel mounting
Anti-rotation protection	Yes

### Plug-in connection

Contact type (pluggable connector)	Male connector/plug
Connector (connection type)	for PCB
Mismating protection	No
Mating direction to the PCB	0 °
Locking of plug-in connection	Locking latch

### PCB contact

PCB contact	THT
-------------	-----

### Material data

Note (material data)	<a href="#">Information on material specifications can be found here</a>
Color	light gray
Material group	I
Insulation material	Polyphthalamide (PPA GF)
Flammability class per UL94	V0
Contact material	Electrolytic copper (E <sub>Cu</sub> )
Contact plating	Tin
Fire load	0.066 MJ
Weight	2.9 g

### Environmental requirements

Limit temperature range	-60 ... +100 °C
Processing temperature	-35 ... +60 °C

### Commercial data

Product Group	26 (picoMAX Connectors)
eCl@ss 10.0	27-44-04-02
eCl@ss 9.0	27-44-04-02
ETIM 8.0	EC002637
ETIM 7.0	EC002637
PU (SPU)	100 pcs
Packaging type	Box
Country of origin	DE
GTIN	4050821165941
Customs tariff number	85366930000

### Environmental Product Compliance

RoHS Compliance Status	Compliant, No Exemption
------------------------	-------------------------

### Approvals / Certificates

#### General approvals



Approval	Standard	Certificate Name
CB DEKRA Certification B.V.	IEC 61984	NL-49737/A1
CSA DEKRA Certification B.V.	C22.2	2362521
CSA DEKRA Certification B.V.	C22.2 No. 158	2362521
cURus Underwriters Laboratories Inc.	UL 1059	E45172
KEMA/KEUR DEKRA Certification B.V.	EN 61984	71-102261 REV.2
UL Underwriters Laboratories Inc.	UL 1977	E45171

### Downloads

### Documentation

## Additional Information

Technical Section	03.04.2019	pdf 2010.85 KB	
-------------------	------------	-------------------	--

## CAD/CAE-Data

CAD data	CAE data
2D/3D Models 2092-3423/005-000	ZUKEN Portal 2092-3423/005-000

## Installation Notes

### Coding



Coding a male header (via coding key carrier and two keys for male header, see symbol).