

2081887-1 ✓ ACTIVE


TE Internal #: 2081887-1

SMA RF Interface, Jack, 50  $\Omega$ , RG 141, Screw, 0 – 27 GHz Operating Frequency, Cable-to-Board, 1 Position, Wire & Cable, Cable Mount (Free-Hanging)

[View on TE.com >](#)



Connectors > RF Connectors > Coax Connectors



RF Interface: **SMA**

RF Connector Style: **Jack**

RF Connector Mated Outer Diameter (Approximate): **8 mm [ .31 in ]**

Impedance: **50  $\Omega$**

Compatible With RF Cable Type: **RG 141**

## Features

### Product Type Features

Connector Shape	Circular
Connector Product Type	Connector Assembly
RF Interface	SMA
RF Connector Style	Jack
Compatible With RF Cable Type	RG 141
Connector System	Cable-to-Board
Sealable	No
Connector & Contact Terminates To	Wire & Cable

### Configuration Features

Number of Positions	1
Number of Coaxial Contacts	1

### Electrical Characteristics

Impedance	50 $\Omega$
-----------	-------------

### Body Features



Cable Connector Orientation	Straight
-----------------------------	----------

Body Material	Stainless Steel
---------------	-----------------

Body Material Finish	Passivated
----------------------	------------

Body Plating Material	Passivated
-----------------------	------------

### Contact Features

Ferrule Plating Material	Gold
--------------------------	------

Ferrule Material	Brass
------------------	-------

RF Connector Center Contact Plating Material	Gold
--	------

RF Connector Center Contact Material	Beryllium Copper
--------------------------------------	------------------

### Termination Features

Termination Method to Wire & Cable	Solder
------------------------------------	--------

### Mechanical Attachment

RF Connector Coupling Mechanism	Screw
---------------------------------	-------

Connector Mounting Type	Cable Mount (Free-Hanging)
-------------------------	----------------------------

RF Contact Captivation Method	Mechanical
-------------------------------	------------

Detent	Without
--------	---------

### Dimensions

RF Connector Mated Outer Diameter (Approximate)	8 mm[.31 in]
---	--------------

### Usage Conditions

Operating Temperature Range	-65 – 165 °C[-85 – 329 °F]
-----------------------------	----------------------------

### Operation/Application

Circuit Application	Signal
---------------------	--------

Operating Frequency	0 – 27 GHz
---------------------	------------

### Packaging Features

Packaging Quantity	50
--------------------	----

Packaging Method	Bag
------------------	-----

### Other

Dielectric Material	Polytetrafluoroethylene (PTFE)
---------------------	--------------------------------

### Product Compliance

[For compliance documentation, visit the product page on TE.com>](#)

EU RoHS Directive 2011/65/EU	Compliant with Exemptions
------------------------------	---------------------------











EU ELV Directive 2000/53/EC	Not Yet Reviewed
China RoHS 2 Directive MIIT Order No 32, 2016	Restricted Materials Above Threshold
EU REACH Regulation (EC) No. 1907/2006	<p>Current ECHA Candidate List: JUNE 2024 (241)</p> <p>Candidate List Declared Against: JAN 2024 (240)</p> <p>SVHC &gt; Threshold:</p> <p>Pb (4.35% in Component Part)</p> <p><b>Article Safe Usage Statements:</b> Do not eat, drink or smoke when using this product. Wash thoroughly after handling. Recycle if possible and dispose of the article by following all applicable governmental regulations relevant to your geographic location.</p>
Halogen Content	Low Bromine/Chlorine - Br and Cl < 900 ppm per homogenous material. Also BFR /CFR/PVC Free
Solder Process Capability	Not reviewed for solder process capability

Product Compliance Disclaimer

This information is provided based on reasonable inquiry of our suppliers and represents our current actual knowledge based on the information they provided. This information is subject to change. The part numbers that TE has identified as EU RoHS compliant have a maximum concentration of 0.1% by weight in homogenous materials for lead, hexavalent chromium, mercury, PBB, PBDE, DBP, BBP, DEHP, DIBP, and 0.01% for cadmium, or qualify for an exemption to these limits as defined in the Annexes of Directive 2011/65/EU (RoHS2). Finished electrical and electronic equipment products will be CE marked as required by Directive 2011/65/EU. Components may not be CE marked. Additionally, the part numbers that TE has identified as EU ELV compliant have a maximum concentration of 0.1% by weight in homogenous materials for lead, hexavalent chromium, and mercury, and 0.01% for cadmium, or qualify for an exemption to these limits as defined in the Annexes of Directive 2000/53/EC (ELV). Regarding the REACH Regulation, the information TE provides on SVHC in articles for this part number is based on the latest European Chemicals Agency (ECHA) 'Guidance on requirements for substances in articles' posted at this URL: <https://echa.europa.eu/guidance-documents/guidance-on-reach>

## Compatible Parts

 <p>TE Part # 2016748-5 EP-SMA,27GHz,Str,M-M,.141,FLEX,L500</p>	 <p>TE Part # 2016753-7 EP-SMA,27GHz,STR,M-M,.047,FLEX,L150</p>	 <p>TE Part # 2016757-9 EP-SMA,27GHz,STR,M-M,.086,FLEX,L350</p>	 <p>TE Part # 2081886-1 EP-SMA,PLUG,STRAIGHT,27GHZ,141 CABLE</p>
 <p>TE Part # 2081892-1 EP-SMA,PLUG,STRAIGHT,27GHZ,0.23 MM PIN</p>	 <p>TE Part # 2467918-2 RF TERMINATOR SMA PLUG 18 GHZ SUS GOLD</p>	 <p>TE Part # 2476209-1 SMA Plug to QMA Jack Str 18 GHz</p>	 <p>TE Part # 2016748-1 HF,27GHz SMA M-M,RG402 FLEX,L500</p>



## Customers Also Bought



## Documents

### Product Drawings

[EP-SMA,JACK,STRAIGHT,27GHZ,141 CABLE](#)

English

### CAD Files

[3D PDF](#)

3D

Customer View Model

[ENG\\_CVM\\_CVM\\_2081887-1\\_1.2d\\_dxf.zip](#)

English

Customer View Model

[ENG\\_CVM\\_CVM\\_2081887-1\\_1.3d\\_igs.zip](#)

English

Customer View Model

[ENG\\_CVM\\_CVM\\_2081887-1\\_1.3d\\_stp.zip](#)

English

By downloading the CAD file I accept and agree to the [Terms and Conditions](#) of use.



## Product Specifications

### Product Specification

English