

# 2081570-2 ✓ ACTIVE

TE Internal #: 2081570-2

OS 2.9 RF Interface, Jack, 50  $\Omega$ , Screw, 40 GHz Operating Frequency, Cable-to-Board, 1 Position, Printed Circuit Board, -55 – 125  $^{\circ}\text{C}$  [-67 – 257  $^{\circ}\text{F}$ ]

[View on TE.com >](#)



Connectors > RF Connectors > RF Plugs & Jacks



RF Interface: **OS 2.9**

RF Connector Style: **Jack**

Impedance: **50  $\Omega$**

RF Connector Coupling Mechanism: **Screw**

Operating Frequency: **40 GHz**

## Features

### Product Type Features

RF Interface	OS 2.9
RF Connector Style	Jack
Connector System	Cable-to-Board
Sealable	No
Connector & Contact Terminates To	Printed Circuit Board

### Configuration Features

PCB Mount Orientation	Vertical
Number of Positions	1
Number of Coaxial Contacts	1

### Electrical Characteristics

EMI & RFI Protection & Suppression Type	PCB Ground
Impedance	50 $\Omega$

### Body Features

Cable Connector Orientation	Straight
-----------------------------	----------



Body Material	Stainless Steel
---------------	-----------------

Body Material Finish	Passivated
----------------------	------------

### Contact Features

RF Connector Center Contact Plating Material	Gold
--	------

RF Connector Center Contact Material	Beryllium Copper
--------------------------------------	------------------

### Mechanical Attachment

RF Connector Coupling Mechanism	Screw
---------------------------------	-------

### Dimensions

Profile Height from PCB	9.6 mm [.378 in]
-------------------------	------------------

### Usage Conditions

Operating Temperature Range	-55 – 125 °C [-67 – 257 °F]
-----------------------------	-----------------------------

### Operation/Application

Operating Frequency	40 GHz
---------------------	--------

Circuit Application	Power & Signal
---------------------	----------------

### Packaging Features

Packaging Method	Bag
------------------	-----

### Other

Dielectric Material	Polyetherimide (PEI)
---------------------	----------------------

## Product Compliance

[For compliance documentation, visit the product page on TE.com>](#)

EU RoHS Directive 2011/65/EU	Compliant with Exemptions
------------------------------	---------------------------

EU ELV Directive 2000/53/EC	Not Yet Reviewed
-----------------------------	------------------

China RoHS 2 Directive MIIT Order No 32, 2016	Restricted Materials Above Threshold
---	--------------------------------------

EU REACH Regulation (EC) No. 1907/2006	Current ECHA Candidate List: JAN 2023 (233) Candidate List Declared Against: JAN 2023 (233) Does not contain REACH SVHC
--	---

Halogen Content	Low Halogen - Br, Cl, F, I < 900 ppm per homogenous material. Also BFR/CFR/PVC Free
-----------------	---

















Solder Process Capability	Not reviewed for solder process capability
---------------------------	--

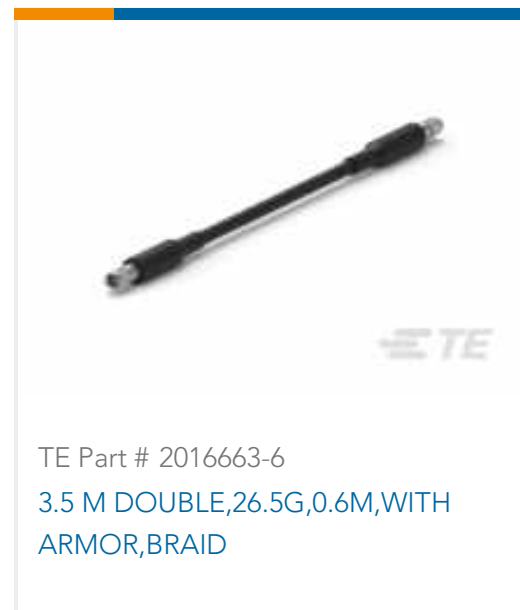
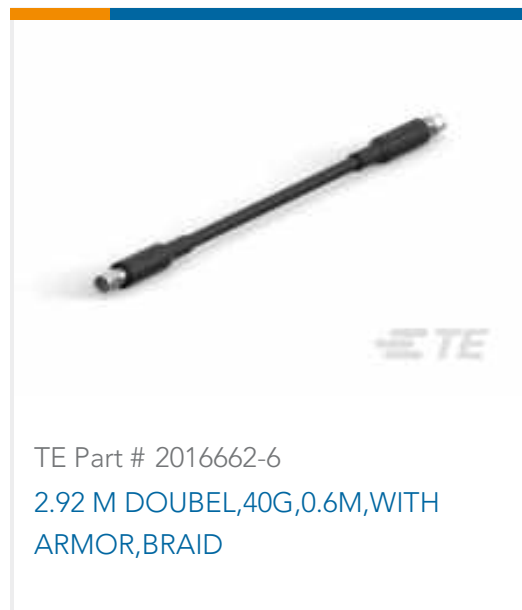


Product Compliance Disclaimer

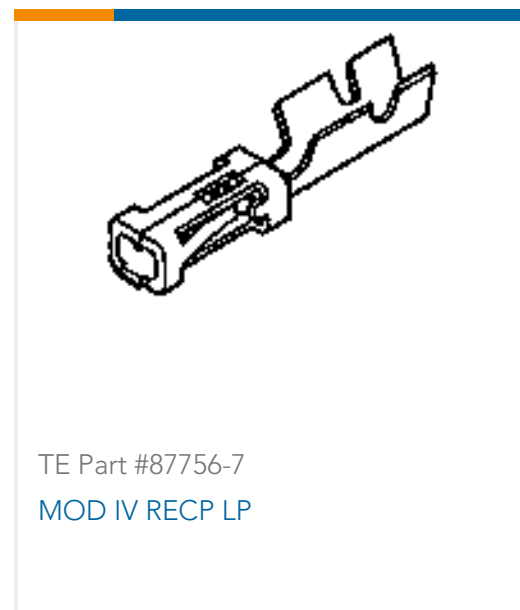
This information is provided based on reasonable inquiry of our suppliers and represents our current actual knowledge based on the information they provided. This information is subject to change. The part numbers that TE has identified as EU RoHS compliant have a maximum concentration of 0.1% by weight in homogenous materials for lead, hexavalent chromium, mercury, PBB, PBDE, DBP, BBP, DEHP, DIBP, and 0.01% for cadmium, or qualify for an exemption to these limits as defined in the Annexes of Directive 2011/65/EU (RoHS2). Finished electrical and electronic equipment products will be CE marked as required by Directive 2011/65/EU. Components may not be CE marked. Additionally, the part numbers that TE has identified as EU ELV compliant have a maximum concentration of 0.1% by weight in homogenous materials for lead, hexavalent chromium, and mercury, and 0.01% for cadmium, or qualify for an exemption to these limits as defined in the Annexes of Directive 2000/53/EC (ELV). Regarding the REACH Regulation, the information TE provides on SVHC in articles for this part number is based on the latest European Chemicals Agency (ECHA) 'Guidance on requirements for substances in articles' posted at this URL: <https://echa.europa.eu/guidance-documents/guidance-on-reach>

## Compatible Parts

 <p>TE Part # 1050524-1 2001 5003 00,SMA CABLE PLUG</p>	 <p>TE Part # 1053635-1 2081 0000 02</p>	 <p>TE Part # 1-2016655-0 SMA,MALE-MALE,18G,L1000, WITHOUT ARMOR</p>	 <p>TE Part # 1-2016656-0 SMA M DOUBLE,18G,1.0M WITH ARMOR,PUR</p>
 <p>TE Part # 1-2016703-0 N M TO SMA M,18G,1.0M WITH ARMOR</p>	 <p>TE Part # 1050525-1 2001 5003 02,SMA CABLE PLUG</p>	 <p>TE Part # 1-1478924-0 SMA R/A PLG S/CRMP RG174 GSS</p>	 <p>TE Part # 1-2016655-5 SMA M DOUBLE,18G,1.5M WITHOUT ARMOR</p>
 <p>TE Part # 1-2016656-5 SMA M DOUBLE,18G,1.5M WITH ARMOR,PUR</p>	 <p>TE Part # 1-2016662-0 2.92,M,BOTH END,WITH ARMOR CABLE,40GHZ</p>	 <p>TE Part # 1-2016662-5 2.92 M DOUBEL,40G,1.5M,WITH ARMOR,BRAID</p>	 <p>TE Part # 1-2016663-0 3.5 M DOUBLE,26.5G,1.0M,WITH ARMOR,BRAID</p>
 <p>TE Part # 1-2016663-5 3.5 M DOUBLE,26.5G,1.5M,WITH ARMOR,BRAID</p>	 <p>TE Part # 1-2016703-5 N M TO SMA M,18G,1.5M WITH ARMOR</p>	 <p>TE Part # 2016655-6 SMA M DOUBLE,18G,0.6M WITHOUT ARMOR</p>	 <p>TE Part # 2016656-6 SMA M DOUBLE,18G,0.6M WITH ARMOR,PUR</p>



## Customers Also Bought



## Documents

### Product Drawings

#### 2.92MM JACK 2 HOLE FLANGE RECEPTACLE

English

### CAD Files

#### 3D PDF

3D

#### Customer View Model

[ENG\\_CVM\\_CVM\\_2081570-2\\_A.2d\\_dxf.zip](#)

English

#### Customer View Model

[ENG\\_CVM\\_CVM\\_2081570-2\\_A.3d\\_igs.zip](#)

English

#### Customer View Model

[ENG\\_CVM\\_CVM\\_2081570-2\\_A.3d\\_stp.zip](#)

English

By downloading the CAD file I accept and agree to the [Terms and Conditions](#) of use.



## Product Specifications

### Product Specification

English