

2057691-1 ✓ ACTIVE

IMPACT

TE Internal #: 2057691-1

High Speed Backplane Connectors, Board-to-Board, 72 Position,
Mating Alignment, Keyed Mating Alignment Type, 9 Row, 8
Column, IMPACT

[View on TE.com >](#)



Connectors > PCB Connectors > Backplane Connectors > High Speed Backplane Connectors



Connector System: **Board-to-Board**

Number of Positions: **72**

Row-to-Row Spacing: **1.35 mm [.053 in]**

Mating Alignment: **With**

Mating Alignment Type: **Keyed**

Features

Product Type Features

Signal Arrangement	Differential
Connector System	Board-to-Board
PCB Connector Assembly Type	PCB Mount Receptacle
Shroud Style	Unshrouded
Sealable	No
Connector & Contact Terminates To	Printed Circuit Board

Configuration Features

Number of Ground Positions	24
Number of Pairs	24
Stackable	No
Number of Signal Positions	48
Number of Positions	72
Number of Rows	9
Number of Columns	8
PCB Mount Orientation	Right Angle
Guide Location	Left

Electrical Characteristics

Operating Voltage	30 VAC
-------------------	--------



Signal Characteristics

Number of Differential Pairs per Column	3
Data Rate	25 Gb/s

Contact Features

Contact Layout	Inline
PCB Contact Termination Area Plating Material Thickness	1.27 μm [50 μin]
Contact Type	Socket
Contact Underplating Material Thickness	1.27 μm [50 μin]
Contact Mating Area Plating Material Thickness	.76 μm [29.92 μin]
Contact Mating Area Plating Material	Gold
PCB Contact Termination Area Plating Material Finish	Matte
Contact Shape & Form	Dual Beam
Contact Underplating Material	Nickel
PCB Contact Termination Area Plating Material	Tin
Contact Base Material	Copper Alloy
Contact Current Rating (Max)	.75 A

Termination Features

Termination Post & Tail Length	1.2 mm[.047 in]
Termination Method to Printed Circuit Board	Through Hole - Press-Fit

Mechanical Attachment

PCB Mount Alignment Type	Locating Posts
Mating Retention	Without
Guide Hardware	With
PCB Mount Retention	With
PCB Mount Retention Type	Action/Compliant Tail & Screw
Mating Alignment	With
Mating Alignment Type	Keyed
Connector Mounting Type	Board Mount

Housing Features

Number of Shrouded Sides	0
Housing Material	LCP (Liquid Crystal Polymer)
Housing Color	Black



Centerline (Pitch)	1.9 mm[.075 in]
--------------------	-----------------

Dimensions

Connector Length	22.8 mm[.898 in]
------------------	------------------

Connector Height	13.3 mm[.524 in]
------------------	------------------

Connector Width	24.2 mm[.953 in]
-----------------	------------------

	.039 in
--	---------

PCB Hole Diameter	.39 mm[.015 in]
-------------------	-----------------

Row-to-Row Spacing	1.35 mm[.053 in]
--------------------	------------------

Usage Conditions

Operating Temperature Range	-55 – 85 °C[-67 – 185 °F]
-----------------------------	---------------------------

Operation/Application

Circuit Application	Signal
---------------------	--------

Industry Standards

UL File Number	E28476
----------------	--------

UL Rating	Recognized
-----------	------------

CSA Certified	Yes
---------------	-----

UL Flammability Rating	UL 94V-0
------------------------	----------

Packaging Features

Packaging Method	Box & Tube, Package
------------------	---------------------

Product Compliance

[For compliance documentation, visit the product page on TE.com>](#)

EU RoHS Directive 2011/65/EU	Compliant
------------------------------	-----------

EU ELV Directive 2000/53/EC	Compliant
-----------------------------	-----------

China RoHS 2 Directive MIIT Order No 32, 2016	No Restricted Materials Above Threshold
---	---

EU REACH Regulation (EC) No. 1907/2006	Current ECHA Candidate List: JUNE 2022 (224) Candidate List Declared Against: JUNE 2022 (224) Does not contain REACH SVHC
--	---

Halogen Content	Low Halogen - Br, Cl, F, I < 900 ppm per homogenous material. Also BFR/CFR/PVC Free
-----------------	---

Solder Process Capability	Not applicable for solder process capability
---------------------------	--



Product Compliance Disclaimer


This information is provided based on reasonable inquiry of our suppliers and represents our current actual knowledge based on the information they provided. This information is subject to change. The part numbers that TE has identified as EU RoHS compliant have a maximum concentration of 0.1% by weight in homogenous materials for lead, hexavalent chromium, mercury, PBB, PBDE, DBP, BBP, DEHP, DIBP, and 0.01% for cadmium, or qualify for an exemption to these limits as defined in the Annexes of Directive 2011/65/EU (RoHS2). Finished electrical and electronic equipment products will be CE marked as required by Directive 2011/65/EU. Components may not be CE marked. Additionally, the part numbers that TE has identified as EU ELV compliant have a maximum concentration of 0.1% by weight in homogenous materials for lead, hexavalent chromium, and mercury, and 0.01% for cadmium, or qualify for an exemption to these limits as defined in the Annexes of Directive 2000/53/EC (ELV). Regarding the REACH Regulation, the information TE provides on SVHC in articles for this part number is based on the latest European Chemicals Agency (ECHA) 'Guidance on requirements for substances in articles' posted at this URL: <https://echa.europa.eu/guidance-documents/guidance-on-reach>

Compatible Parts



TE Part # 2057764-2
IMP100S,H,V3P8C,UG,OEW39,4.9

Also in the Series | IMPACT



High Speed Backplane Connectors
(1769)

Customers Also Bought



TE Part #2-1761603-5
IDC LOW PRO HDR 14P VERT BLUE



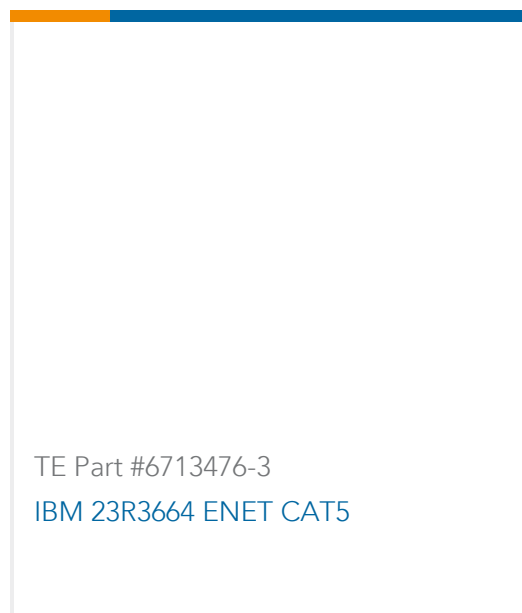
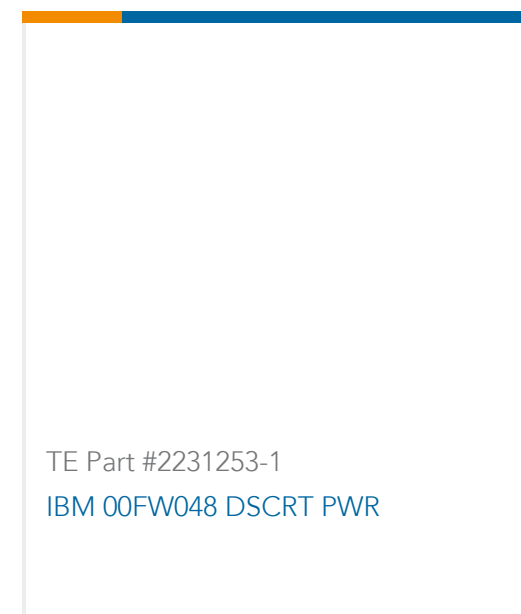
TE Part #2007198-1
SFP+ 1x1 Cage Assembly, Press-



TE Part #1934222-1
Tin Man Recpt Assy 4Pair8Column



TE Part #6-2176389-1
RQ 1206 453R 0.1% 10PPM 5K RL



Documents

Product Drawings

[IMP100S,R,RA3P8C,LG,39](#)

English

CAD Files

[3D PDF](#)

3D

Customer View Model

[ENG_CVM_CVM_2057691-1_D_c-2057691-1-d.2d_dxf.zip](#)

English

Customer View Model

[ENG_CVM_CVM_2057691-1_D_c-2057691-1-d.3d_igs.zip](#)

English

Customer View Model

[ENG_CVM_CVM_2057691-1_D_c-2057691-1-d.3d_stp.zip](#)

English

By downloading the CAD file I accept and agree to the [Terms and Conditions](#) of use.

Product Specifications

[Application Specification](#)

English

Agency Approvals

[Agency Approval Document](#)

English