

## SAIL-M12GM12G-T-1.5H

**Weidmüller Interfaces GmbH & Co. KG**

Postfach 3030

32760 Detmold

Tel. +49 5231 14-0

Fax. +49 5231 14-2083

info@weidmueller.com

www.weidmueller.com



Your peripheral devices should be supplied with greater power. With our new M12 plug-in connector, more than 250 V and 2 A is possible without problems. The compact S- and T-coded M12 plug-in connectors are designed for the transmission of up to 630 V AC or 60 V DC and 12 A.

### General ordering data

Version	Power cable, Connecting line, M12 / M12, Number of poles : 4, 1.5 m, pin, straight - socket, straight, Shielded: No, Sheath material: PUR, Halogen: No
Order No.	<a href="#">2050870150</a>
Type	SAIL-M12GM12G-T-1.5H
GTIN (EAN)	4050118442298
Qty.	1 pc(s).

**SAIL-M12GM12G-T-1.5H**

Weidmüller Interfaces GmbH &amp; Co. KG

Postfach 3030

32760 Detmold

Tel. +49 5231 14-0

Fax. +49 5231 14-2083

info@weidmueller.com

www.weidmueller.com

**Technical data****Dimensions and weights**

Net weight 100 g

**Technical specifications for cable**

Acceleration	5 m/s <sup>2</sup>	Bending cycles	10 Mio
Bending radius, min., moving	7.5 x cable diameter	Bending radius, min., stationary	4 x cable diameter
Cable length	1.5 m	Colour coding	black, blue, white, brown
Configurable cable length	No	Core cross-section	2.5 mm <sup>2</sup>
Halogen	No	Insulation	PP
Irradiation crosslinked	No	Number of poles	4
Outer cladding in accordance with UL AWM style	20234 (80 °C / 1000 V)	Outside diameter	11 mm ± 0.4 mm
Resistant to welding beads	No	Sheath material	PUR
Sheathing colour	black	Shielded	No
Speed	5 m/s	Suitable for cable carriers	Yes
Temperature range, moving	-40...90 °C	Temperature range, stationary	-50...90 °C
Welding spark resistance	No		

**General technical data**

AF size	13 mm	Coding	T
Connection thread	M12 / M12	Contact surface	Gold-plated
Housing main material	PUR	Insulation strength	10 <sup>8</sup> Ω
Plugging cycles	≥ 100	Pollution severity	3
Protection degree	IP67, when screwed in	Rated current	12 A
Rated voltage	63 V	Temperature range of housing	-40 ... +85 °C
Tightening torque	M12: 0.8 - 1.2 Nm	Version	pin, straight - socket, straight

**Electrical properties**

Insulation strength	10 <sup>8</sup> Ω	Rated voltage	63 V
---------------------	-------------------	---------------	------

**General standards**

Certificate no. (cULus)	E310075	Connector standard	IEC 61076-2-111
-------------------------	---------	--------------------	-----------------

**Standards**

Connector standard	IEC 61076-2-111
--------------------	-----------------

**Classifications**

ETIM 6.0	EC001855	ETIM 7.0	EC001855
ETIM 8.0	EC001855	ECLASS 9.0	27-06-03-11
ECLASS 9.1	27-06-03-11	ECLASS 10.0	27-06-03-11
ECLASS 11.0	27-06-03-11	ECLASS 12.0	27-06-03-11

**Environmental Product Compliance**

REACH SVHC	Lead 7439-92-1
SCIP	e8d8af70-4c85-4483-bc8c-9bc5b598e2a9

Creation date January 10, 2023 3:11:11 PM CET

Catalogue status 09.01.2023 / We reserve the right to make technical changes.

**Data sheet****SAIL-M12GM12G-T-1.5H****Weidmüller Interfaces GmbH & Co. KG**

Postfach 3030

32760 Detmold

Tel. +49 5231 14-0

Fax. +49 5231 14-2083

[info@weidmueller.com](mailto:info@weidmueller.com)[www.weidmueller.com](http://www.weidmueller.com)**Technical data****Approvals**

Approvals



ROHS	Conform
UL File Number Search	UL Website
Certificate no. (cULus)	E310075

**Downloads**

Catalogues	<a href="#">Catalogues in PDF-format</a>
Brochures	<a href="#">FL FIELDWIRING EN</a>

**Data sheet**

**SAIL-M12GM12G-T-1.5H**

**Weidmüller Interfaces GmbH & Co. KG**

Postfach 3030

32760 Detmold

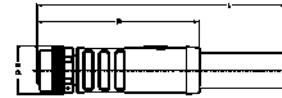
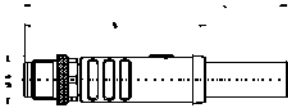
Tel. +49 5231 14-0

Fax. +49 5231 14-2083

**Drawings**

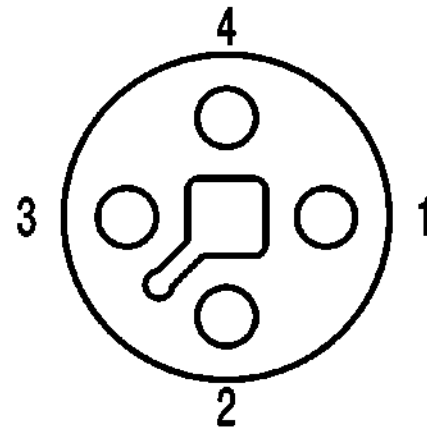
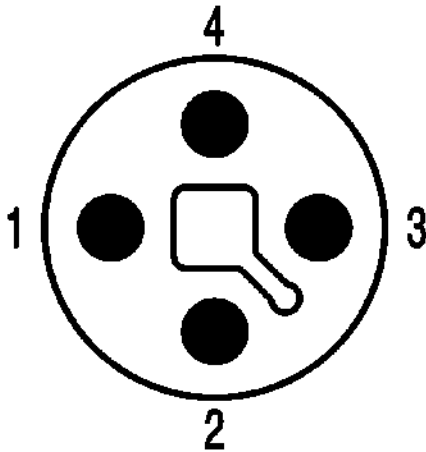
**Dimensioned drawing**

**Dimensioned drawing** [info@weidmueller.com](mailto:info@weidmueller.com)



**Pole scheme**

**Pole scheme**



**Wiring diagram**

**The ideal tool: Screwty® with torque function**

