



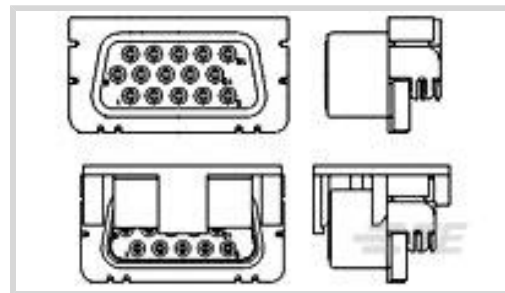
AMPLIMITE

TE Internal #: 2041127-1

TE Internal Description: D-SUB,15P,R/A,SLIM,RVS,DIP, G/F

[View on TE.com >](#)

Connectors > D-Shaped Connectors > D-Sub Connectors > PCB D-Sub Connectors



Connector & Housing Type: **Receptacle**

Connector System: **Cable-to-Board**

Number of Positions: **15**

Centerline (Pitch): **2.29 mm [.09 in]**

Number of Rows: **3**

Features

Product Type Features

Shell Material Configuration	Front Metal Shell
Connector & Housing Type	Receptacle
Connector System	Cable-to-Board
Connector Shell Size	1
Connector & Contact Terminates To	Printed Circuit Board

Configuration Features

Number of Positions	15
Number of Rows	3
PCB Mount Orientation	Right Angle

Body Features

Shell Plating Material	Nickel
Primary Product Color	Black
Connector Profile	Slim

Contact Features

PCB Termination Area Plating Finish	Matte
Contact Mating Area Plating Material	Gold Flash
PCB Contact Termination Area Plating Material	Tin
Contact Base Material	Brass
Contact Shape & Form	Round

Contact Current Rating (Max)	1 A
------------------------------	-----

Termination Features

Rectangular Termination Post & Tail Thickness	.3 mm, .4 mm [.011 in] [.015 in]
Rectangular Termination Post & Tail Width	.3 mm, .4 mm [.011 in] [.015 in]
Termination Post & Tail Length	1.8 mm [.071 in]
Termination Method to Printed Circuit Board	Through Hole - Solder

Mechanical Attachment

PCB Mount Retention	With
PCB Mount Retention Type	Retention Leg
Mating Retention	Without
Connector Mounting Type	Board Mount

Housing Features

Shell Material	SPCC
Housing Material	LCP, PA 9T GF
Centerline (Pitch)	2.29 mm [.09 in]

Dimensions

PCB Thickness (Recommended)	1.19 mm [.047 in]
Row-to-Row Spacing	1.4 mm [.5 in]

Usage Conditions

Operating Temperature Range	-55 – 105 °C [-67 – 221 °F]
-----------------------------	-----------------------------

Operation/Application

Circuit Application	Signal
---------------------	--------

Industry Standards

UL Flammability Rating	UL 94V-0
------------------------	----------

Packaging Features

Packaging Quantity	200
Packaging Method	Reel

Product Compliance

[For compliance documentation, visit the product page on TE.com>](#)

EU RoHS Directive 2011/65/EU	Compliant
EU ELV Directive 2000/53/EC	Compliant

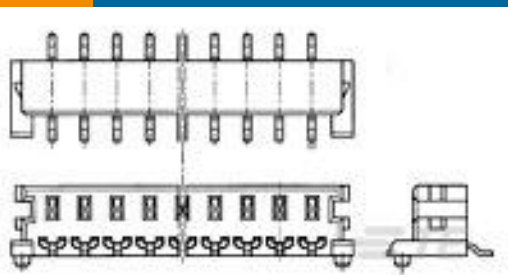
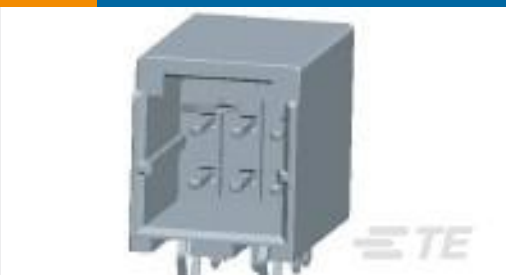


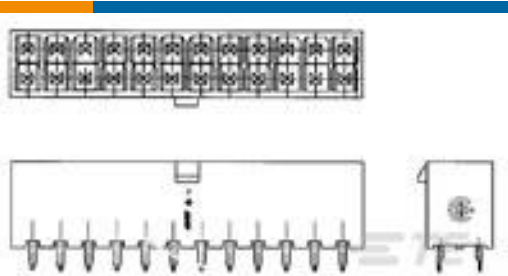





China RoHS 2 Directive MIIT Order No 32, 2016	No Restricted Materials Above Threshold
EU REACH Regulation (EC) No. 1907/2006	Current ECHA Candidate List: JUNE 2023 (235) Candidate List Declared Against: JUN 2013 (144) SVHC > Threshold: Not Yet Reviewed
Halogen Content	Not Low Halogen - contains Br or Cl > 900 ppm.
Solder Process Capability	Reflow solder capable to 260°C

Product Compliance Disclaimer

This information is provided based on reasonable inquiry of our suppliers and represents our current actual knowledge based on the information they provided. This information is subject to change. The part numbers that TE has identified as EU RoHS compliant have a maximum concentration of 0.1% by weight in homogenous materials for lead, hexavalent chromium, mercury, PBB, PBDE, DBP, BBP, DEHP, DIBP, and 0.01% for cadmium, or qualify for an exemption to these limits as defined in the Annexes of Directive 2011/65/EU (RoHS2). Finished electrical and electronic equipment products will be CE marked as required by Directive 2011/65/EU. Components may not be CE marked. Additionally, the part numbers that TE has identified as EU ELV compliant have a maximum concentration of 0.1% by weight in homogenous materials for lead, hexavalent chromium, and mercury, and 0.01% for cadmium, or qualify for an exemption to these limits as defined in the Annexes of Directive 2000/53/EC (ELV). Regarding the REACH Regulation, the information TE provides on SVHC in articles for this part number is based on the latest European Chemicals Agency (ECHA) 'Guidance on requirements for substances in articles' posted at this URL: <https://echa.europa.eu/guidance-documents/guidance-on-reach>

Customers Also Bought

 <p>TE Part #7-917570-2 1.5 B-T-W HDR ASSY 12P W/O BOS</p>	 <p>TE Part #1-1871673-3 DYNAMIC 1200D HDR ASSY H 6P BLACK TIN</p>	 <p>TE Part #900412-2 PC I/O RETENTION LEG ASSY 80P</p>	 <p>TE Part #1473226-1 SOCKET WITH RING MINI U-M-N-L</p>
 <p>TE Part #2-1586038-2 22P VRT HDR VAL-U-LOK V0</p>	 <p>TE Part #2229093-1 MOD JACK ASSEMBLY V-TYPE H=21.7mm</p>	 <p>TE Part #5558342-3 MJ,8POS,R/A,CAT5,SHLD,PC GND</p>	 <p>TE Part #ASA021N00210235000 623 PLUG</p>

Documents

Product Drawings

D-SUB,15P,R/A,SLIM,RVS,DIP, G/F



English

Product Specifications

Product Specification

English

Product Specification

English