



TE Internal #: 2040852-1


Y-Clip PCB Spring Contact, Uncompressed Height .8 mm [.031 in],

Length 3.4 mm [.134 in], Width 2 mm [.079 in], .5 mm [.02 in]

Working Range (Low)

[View on TE.com >](#)

Connectors > Contacts > PCB Spring Contacts



Spring Finger Type: **Y-Clip**

Scalable: **No**

Side Protected: **No**

Uncompressed Height: **.8 mm [.031 in]**

Product Length: **3.4 mm [.134 in]**

### Features

#### Product Type Features

Connector System	Board-to-Board
Connector & Contact Terminates To	Printed Circuit Board
Spring Finger Type	Y-Clip
Scalable	No

#### Configuration Features

Number of Positions	1
Side Protected	No

#### Contact Features

Contact Underplating Material	Nickel
PCB Contact Termination Area Plating Material	Gold
Contact Base Material	Copper Alloy
Contact Working Range (Low)	.5 mm [.02 in]
Contact Working Range (High)	.6 mm [.024 in]
Point of Contact Area Plating Material	Gold



Contact Current Rating (Max)	1.5 A
------------------------------	-------

### Dimensions

Uncompressed Height	.8 mm [.031 in]
Product Length	3.4 mm [.134 in]
Product Width	2 mm [.079 in]

### Usage Conditions

Operating Temperature Range	-40 – 85 °C [-40 – 185 °F]
-----------------------------	----------------------------

### Operation/Application

Circuit Application	Signal
---------------------	--------

### Packaging Features

Packaging Quantity	5000
Packaging Method	Tape & Reel

### Product Compliance











[For compliance documentation, visit the product page on TE.com>](#)

EU RoHS Directive 2011/65/EU	Compliant
EU ELV Directive 2000/53/EC	Compliant
China RoHS 2 Directive MIIT Order No 32, 2016	No Restricted Materials Above Threshold
EU REACH Regulation (EC) No. 1907/2006	Current ECHA Candidate List: JUNE 2024 (241) Candidate List Declared Against: JUNE 2024 (241) Does not contain REACH SVHC
Halogen Content	Low Halogen - Br, Cl, F, I < 900 ppm per homogenous material. Also BFR/CFR/PVC Free
Solder Process Capability	Reflow solder capable to 260°C

#### Product Compliance Disclaimer

This information is provided based on reasonable inquiry of our suppliers and represents our current actual knowledge based on the information they provided. This information is subject to change. The part numbers that TE has identified as EU RoHS compliant have a maximum concentration of 0.1% by weight in homogenous materials for lead, hexavalent chromium, mercury, PBB, PBDE, DBP, BBP, DEHP, DIBP, and 0.01% for cadmium, or qualify for an exemption to these limits as defined in the Annexes of Directive 2011/65/EU (RoHS2). Finished electrical and electronic equipment products will be CE marked as required by Directive 2011/65/EU. Components may not be CE marked. Additionally, the part numbers that TE has identified as EU ELV compliant have a maximum concentration of 0.1% by weight in homogenous materials for lead, hexavalent chromium, and mercury, and 0.01% for cadmium, or qualify for an exemption to these limits as defined in the Annexes of Directive 2000/53/EC (ELV). Regarding the REACH Regulation, the information TE provides on SVHC in articles for this part number is based on the latest European Chemicals Agency (ECHA) 'Guidance on requirements for substances in articles' posted at this URL: <https://echa.europa.eu/guidance-documents/guidance-on-reach>

## Compatible Parts

 <p>TE Part # 2118310-1 4G World Band, MetaSpan, Tab Mt. PCB</p>	 <p>TE Part # 1447009-5 SHIELD FINGER 0820 TYPE</p>	 <p>TE Part # 1513430-2 PCB ANTENNA SINGLE BAND BULK PKGD</p>	 <p>TE Part # 2118614-1 ANTENNA, LTE, METASPAN, PCB, TAB MOUNT</p>
 <p>TE Part # 2118903-1 LTE/Cell Band Antenna</p>	 <p>TE Part # 2118908-1 PCB WLAN TRIPLE BAND BULK PACKAGED</p>	 <p>TE Part # 2118908-2 PCB,WLAN TRIPLE BAND TAPE AND REELED</p>	 <p>TE Part # 2195728-1 LTE + GNSS ANTENNA</p>
 <p>TE Part # 2118016-1 PCB ANTENNAS, WLAN DUAL BAND</p>	 <p>TE Part # 1513431-2 PCB ANTENNA SINGLE BAND BULK PKG</p>	 <p>TE Part # 1513431-1 PCB ANTENNA SINGLE BAND TAPE AND REELED</p>	 <p>TE Part # 1513430-1 PCB ANTENNA SINGLE BAND TAPE AND REELED</p>
 <p>TE Part # 1513156-1 PCB ANTENNA TAPE &amp; REELED PACKED</p>	 <p>TE Part # 1513156-2 PCB SINGLE BAND ANTENNA BULK PACKED</p>	 <p>TE Part # 1513168-1 PCB Antenna Single Band</p>	 <p>TE Part # 1513169-1 PCB ANTENNA SINGLE BAND</p>
 <p>TE Part # 1513273-1 PCB Antenna DUAL BAND US EU</p>	 <p>TE Part # 1513317-1 PCB ANTENNA PENTA BAND</p>	 <p>TE Part # 1513353-1 PCB ANTENNA SINGLE BAND</p>	 <p>TE Part # 1513247-1 PCB US DUAL BAND ANTENNA</p>

## Customers Also Bought



## Documents

### Product Drawings

[SHIELD FINGER 0820 N-B WITH SE](#)

English

### CAD Files

Customer View Model

[ENG\\_CVM\\_CVM\\_2040852-1\\_A.2d\\_dxf.zip](#)

English

3D PDF

3D

Customer View Model

[ENG\\_CVM\\_CVM\\_2040852-1\\_A.3d\\_igs.zip](#)

English

Customer View Model

[ENG\\_CVM\\_CVM\\_2040852-1\\_A.3d\\_stp.zip](#)

English

By downloading the CAD file I accept and agree to the [Terms and Conditions](#) of use.

### Product Specifications

2040852-1

Y-Clip PCB Spring Contact, Uncompressed Height .8 mm [.031 in], Length 3.4 mm [.134 in], Width 2 mm [.079 in], .5 mm [.02 in] Working Range (Low)



## Product Specification

Japanese