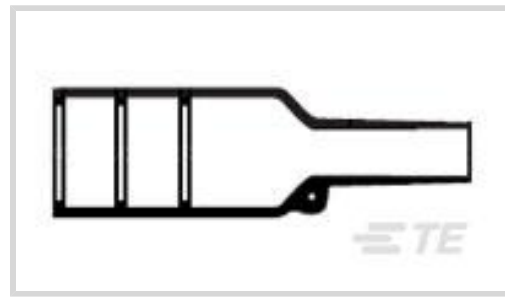




Wire Protection & Management > Heat Shrink Shapes > Heat Shrink Boots > Bulbous Heat Shrink Boots: Lipped, Straight



Body Orientation: **Straight**

Molded Part Shape Code: **202**

Lipped: **Yes**

Material Code: **25**

Material Systems Code: **25**

[All Bulbous Heat Shrink Boots: Lipped, Straight \(364\)](#)

Features

Configuration Features

Lipped	Yes
Adhesive Requirement	Adhesive Precoat

Body Features

Primary Product Material	Fluid Resistant Modified Elastomer
Material Code	25
Material Systems Code	25

Housing Features

Body Orientation	Straight
------------------	----------

Dimensions

Compatible Cable Diameter (Max)	9 mm, 10 mm, 11 mm, 12 mm, 14 mm, 16 mm [.35 in][.39 in][.43 in][.47 in][.55 in][.63 in]
Compatible Cable Diameter Range	8.4 – 19 mm [8.4 – 20 in]

Usage Conditions

Operating Temperature Range	-75 – 150 °C [-103 – 302 °F]
Resistance Protection	Long-Term Fluid Exposure at High Temperatures

Industry Standards

--	--



Compatible With Approved Standards Products

BS-G-198-5-DE, DEF Std 59-97 Issue 3 Type DE, IEC 62329-3-102, MIS-34867

Other

Molded Part Shape Code

202

Adhesive Code

225

Product Compliance

For compliance documentation, visit the product page on [TE.com](#)>

EU RoHS Directive 2011/65/EU

Compliant

EU ELV Directive 2000/53/EC

Compliant

China RoHS 2 Directive MIIT Order No 32, 2016

No Restricted Materials Above Threshold

EU REACH Regulation (EC) No. 1907/2006

Current ECHA Candidate List: JUNE 2024 (241)
 Candidate List Declared Against: JAN 2024 (240)
 Does not contain REACH SVHC

Halogen Content

Low Halogen - Br, Cl, F, I < 900 ppm per homogenous material. Also BFR/CFR/PVC Free

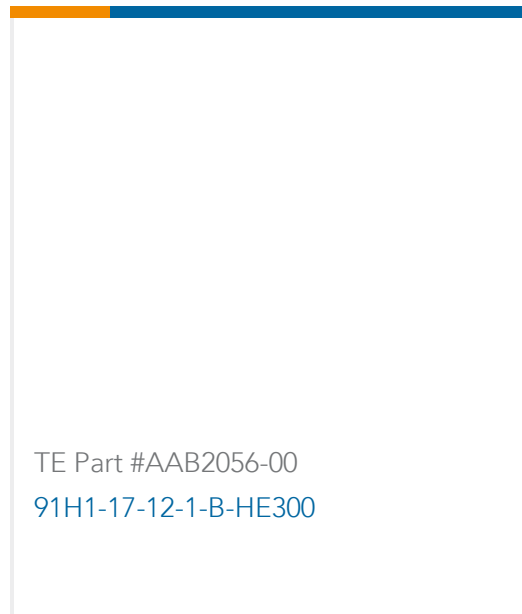
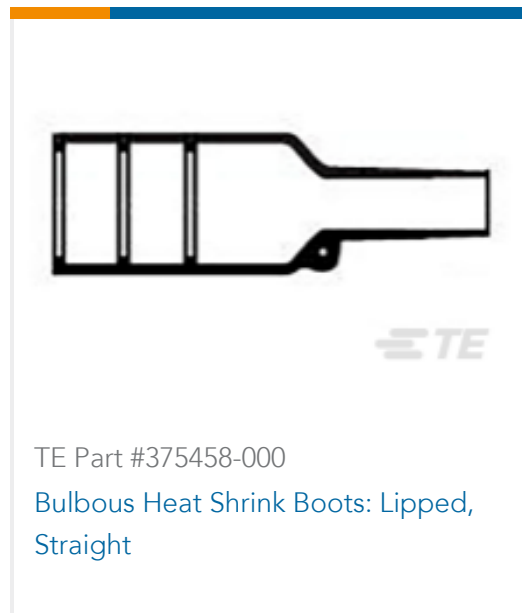
Solder Process Capability

Not applicable for solder process capability

Product Compliance Disclaimer

This information is provided based on reasonable inquiry of our suppliers and represents our current actual knowledge based on the information they provided. This information is subject to change. The part numbers that TE has identified as EU RoHS compliant have a maximum concentration of 0.1% by weight in homogenous materials for lead, hexavalent chromium, mercury, PBB, PBDE, DBP, BBP, DEHP, DIBP, and 0.01% for cadmium, or qualify for an exemption to these limits as defined in the Annexes of Directive 2011/65/EU (RoHS2). Finished electrical and electronic equipment products will be CE marked as required by Directive 2011/65/EU. Components may not be CE marked. Additionally, the part numbers that TE has identified as EU ELV compliant have a maximum concentration of 0.1% by weight in homogenous materials for lead, hexavalent chromium, and mercury, and 0.01% for cadmium, or qualify for an exemption to these limits as defined in the Annexes of Directive 2000/53/EC (ELV). Regarding the REACH Regulation, the information TE provides on SVHC in articles for this part number is based on the latest European Chemicals Agency (ECHA) 'Guidance on requirements for substances in articles' posted at this URL: <https://echa.europa.eu/guidance-documents/guidance-on-reach>

Customers Also Bought



Documents

Product Drawings

[202K153-25/225-0](#)

English

Datasheets & Catalog Pages

[1654025_Sec4_-25](#)

English

Raychem Molded Parts Visual Guide

English

Solutions for Defense Applications Certified to VG Standards

English