

2029361-1 ✓ ACTIVE

MATE-N-LOK | Universal MATE-N-LOK


TE Internal #: 2029361-1

Rectangular Power Connectors, Header, Receptacle, Wire-to-Board, 5 Position, 6.35 mm [.25 in] Centerline, Printed Circuit Board, Universal MATE-N-LOK

[View on TE.com >](#)



Connectors > Power Connectors > Rectangular Power > Rectangular Power Connectors



Rectangular Power Connector Type: **Header**

Connector & Housing Type: **Receptacle**

Connector System: **Wire-to-Board**

Number of Positions: **5**

Centerline (Pitch): **6.35 mm [.25 in]**

## Features

### Product Type Features

Rectangular Power Connector Type	Header
Connector & Housing Type	Receptacle
Connector System	Wire-to-Board
Sealable	No
Connector & Contact Terminates To	Printed Circuit Board

### Configuration Features

Number of Positions	5
PCB Mount Orientation	Vertical
Number of Power Positions	5
Number of Rows	1

### Electrical Characteristics

Operating Voltage	600 VAC
-------------------	---------

### Contact Features

Multiple Contact Types	Without
------------------------	---------



Contact Layout	Inline
Contact Mating Area Plating Material	Tin
Contact Current Rating (Max)	12 A
Contact Retention Within Housing	Without
Contact Type	Socket
PCB Contact Termination Area Plating Material	Pre-Tin
Contact Mating Area Plating Material Thickness	3.81 – 5.08 $\mu\text{m}$ [150 – 200 $\mu\text{in}$ ]

### Termination Features

Termination Post & Tail Length	3.3 mm[.25 in]
Termination Method to Printed Circuit Board	Through Hole - Solder

### Mechanical Attachment

Mating Alignment Type	Polarization
Mating Retention	With
Mating Alignment	With
PCB Mount Retention	Without
Mating Retention Type	Locking Tab
Connector Mounting Type	Board Mount

### Housing Features

Centerline (Pitch)	6.35 mm[.25 in]
Housing Color	Natural
Housing Material	Nylon

### Dimensions

	.03 – .09 in
Connector Height	14.73 mm
PCB Thickness (Recommended)	.06 mm[1.57 in]
Product Width	7.62 mm
Product Length	33.02 mm

### Usage Conditions

Operating Temperature Range	-40 – 105 $^{\circ}\text{C}$ [-40 – 221 $^{\circ}\text{F}$ ]
-----------------------------	--

### Operation/Application

Circuit Application	Power
---------------------	-------

### Industry Standards



UL Rating	Recognized
Compatible With Agency/Standards Products	UL, VDE
Compatible With Approved Standards Products	UL E28476
UL Flammability Rating	UL 94V-2
Glow Wire Rating	Standard Part - Not Glow Wire

### Packaging Features

Packaging Quantity	100
Packaging Method	Bag

### Product Compliance

[For compliance documentation, visit the product page on TE.com>](#)

EU RoHS Directive 2011/65/EU	Compliant
EU ELV Directive 2000/53/EC	Compliant
China RoHS 2 Directive MIIT Order No 32, 2016	No Restricted Materials Above Threshold
EU REACH Regulation (EC) No. 1907/2006	Current ECHA Candidate List: JUNE 2024 (241) Candidate List Declared Against: JAN 2024 (240) Does not contain REACH SVHC
Halogen Content	Low Halogen - Br, Cl, F, I < 900 ppm per homogenous material. Also BFR/CFR/PVC Free
Solder Process Capability	Wave solder capable to 265°C

#### Product Compliance Disclaimer

This information is provided based on reasonable inquiry of our suppliers and represents our current actual knowledge based on the information they provided. This information is subject to change. The part numbers that TE has identified as EU RoHS compliant have a maximum concentration of 0.1% by weight in homogenous materials for lead, hexavalent chromium, mercury, PBB, PBDE, DBP, BBP, DEHP, DIBP, and 0.01% for cadmium, or qualify for an exemption to these limits as defined in the Annexes of Directive 2011/65/EU (RoHS2). Finished electrical and electronic equipment products will be CE marked as required by Directive 2011/65/EU. Components may not be CE marked. Additionally, the part numbers that TE has identified as EU ELV compliant have a maximum concentration of 0.1% by weight in homogenous materials for lead, hexavalent chromium, and mercury, and 0.01% for cadmium, or qualify for an exemption to these limits as defined in the Annexes of Directive 2000/53/EC (ELV). Regarding the REACH Regulation, the information TE provides on SVHC in articles for this part number is based on the latest European Chemicals Agency (ECHA) 'Guidance on requirements for substances in articles' posted at this URL: <https://echa.europa.eu/guidance-documents/guidance-on-reach>

### Compatible Parts




TE Part # 1586086-1  
04P UMNL PIN HDR ASSY W/O DRNS



TE Part # 1586953-1  
02P UMNL PIN HDR ASSY NATL, GW



TE Part # 643405-1  
05P UMNL PIN HDR ASSY POL NATL



TE Part # 2029000-1  
02P UMNL HDR SHRT TAIL, NDH



TE Part # 1-350949-0  
05P UMNL HDR ASSY R/A V2 NATL



TE Part # 1586968-1  
05P UMNL PIN HDR ASSY V2, GW



TE Part # 1586958-1  
03P UMNL PIN HDR ASSY NATL, GW



TE Part # 1586963-1  
04P UMNL PIN HDR ASSY, GW



TE Part # 1586872-1  
04P UMNL HDR ASSY, GW



TE Part # 1586866-1  
02P UMNL HDR ASSY V2, GW




TE Part # 1586869-1  
03P UMNL HDR ASSY, GW




TE Part # 926306-5  
UMNL 5 WAY CAP HSG


Also in the Series | **Universal MATE-N-LOK**




Circular Power Connectors(2)




Connector Caps & Covers(34)




Connector Contacts(209)




Connector Hardware(12)




Connector Seals & Cavity Plugs(27)



Connector Strain Relief(7)



Insertion & Extraction Tools(4)



Rectangular Connector Housings(1)



Rectangular Power Connectors(672)




Standard Circular Connectors(1)

## Customers Also Bought



TE Part #5650908-5  
ASSY,PIN,EUROCARD,TYPE R,LEAD-



TE Part #280372-2  
6P AMPMODU II SHRD HDR, ST, 0.38 AU



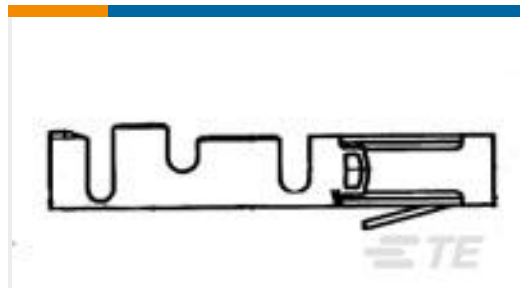
TE Part #926308-1  
8P UNIV.M-N-L.CAP



TE Part #350792-1  
04P UMML PIN HDR ASSY 94VO



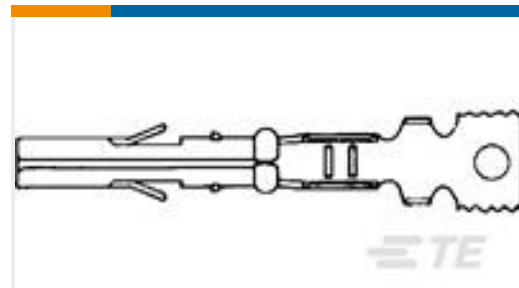
TE Part #350824-1  
02P UMNL HDR ASSY PC 94VO



TE Part #181270-1  
AMP-MODU CONTACT



TE Part #180384-2  
FF 250 REC 4-6MM2 PTBR LP



TE Part #641294-1  
MR RECPT 26-18 PTPHBZ



TE Part #1393249-8  
W58-XB1A4A-12=W58



TE Part #1586872-1  
04P UMNL HDR ASSY, GW

## Documents

### Product Drawings

05P UMNL SOC HDR V2 NATL NDH

English

### CAD Files

3D PDF

3D

### Customer View Model

ENG\_CVM\_CVM\_2029361-1\_A\_c-2029361-1-a.2d\_dxf.zip



English

**Customer View Model**

[ENG\\_CVM\\_CVM\\_2029361-1\\_A\\_c-2029361-1-a.3d\\_igs.zip](#)

English

**Customer View Model**

[ENG\\_CVM\\_CVM\\_2029361-1\\_A\\_c-2029361-1-a.3d\\_stp.zip](#)

English

By downloading the CAD file I accept and agree to the [Terms and Conditions](#) of use.

---

**Product Specifications**

[Application Specification](#)

English

---

**Agency Approvals**

[UL](#)

English