



Series 6621 Inverter Sockets

FEATURES:

- Inverted configuration allows the socket to be wave soldered on the component side of the PCB and the device socketed through a window on the solder side of the PCB.
- Available on .600 [15.24] centers. Consult factory for other sizes.

SPECIFICATIONS:


- Body material is Black UL 94 V-0 Glass-filled 4/6 Nylon.
- Bifurcated contacts are Grade A spring-tempered Phosphor Bronze per QQ-B-750.
- Contact plating:
-30 = 200 μ " min. Matte Tin per ASTM B545-97 over 50 μ " min Nickel per SAE-AMS-QQ-N-290
-30TL = 200 μ " min. Bright 90/10 Tin/Lead per MIL-T-10727 Type 1 over 50 μ " min. Nickel per SAE-AMS-QQ-N-290.
- Current rating=1.5 Amp.
- Operating temperature= -67°F to 221°F [-55°C to 105°C].
- Accepts flat leads up to .014 thk. x .020 wide [.36-.51], round leads up to .020 [.51] in diameter.
- Accepts lead lengths from seating plane from .075-.160 [1.91-4.06].

MOUNTING CONSIDERATIONS:

- Suggested PCB hole size=.044 \pm .002 [1.15 \pm .05].

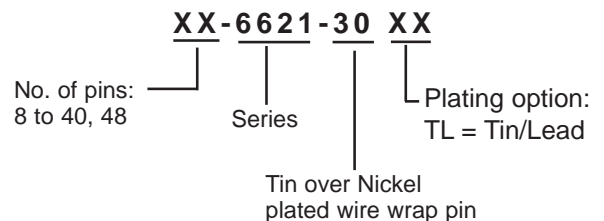
All tolerances \pm .005 [.13] unless otherwise specified

"A"=(NO. OF PINS PER ROW X .100 [2.54]) + .050 [1.27]
"B"=(NO. OF PINS PER ROW - 1) X .100 [2.54]

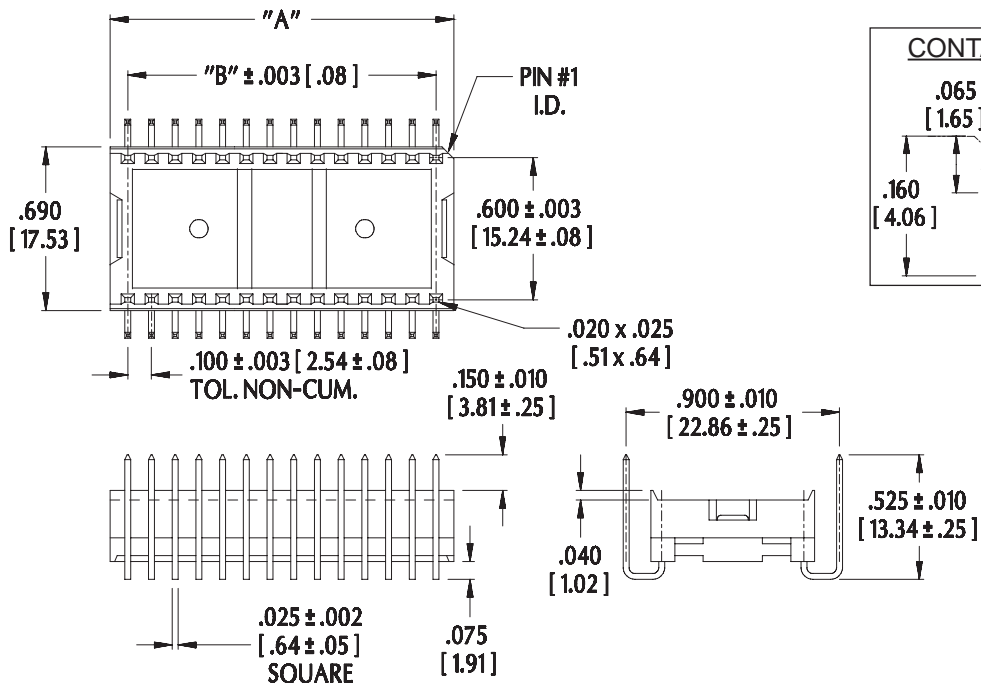


Note: Aries specializes in custom design and production. In addition to the standard products shown on this page, special materials, platings, sizes, and configurations can be furnished, depending on quantities. Aries reserves the right to change product specifications without notice.

ORDERING INFORMATION



ALL DIMENSIONS: INCHES [MILLIMETERS]



Frenchtown, NJ USA
 TEL: (908) 996-6841
 FAX: (908) 996-3891



14007
REV.B