





# ED 350



Spacing 5.0 mm  
insert required no. of poles ••  
How to order see page 6

## Ratings:

\*Approvals pending

	 UL1059	 CSA 22.2 No. 158	 EN 60998
<b>Rated Voltage</b>	250 VB	300 VB	250 V
<b>Rated Current</b>	16 A	16 A	24 A (T60)
<b>Wire Size</b>	AWG 22-12	AWG 28-14	2.5 mm <sup>2</sup>
<b>Test Voltage</b>			2.0 kV
<b>Rated Torque/Screw Size</b>			0.5 Nm/M3

## Rated Cross Section

Single Wire (solid)	2.5 mm <sup>2</sup>
Stranded Wire (flexible)	1.5 mm <sup>2</sup>
Stranded wire with Ferrules	1.5 mm <sup>2</sup>

## Dimensions

Spacing	5.0 mm
PCB Hole Diameter	1.3 mm
Stripped Length	6.0 mm

## Materials

Insulating Material	PA
Flammability Class	UL94 V-0
Temperature Range	-30°C/+105°C
Terminal Block	CuZn
Wire Guard	Cu
Color	Green

