

2-929937-1 ✓ ACTIVE

AMP | Junior Power Timer


TE Internal #: 2-929937-1

Automotive Terminals, Receptacle, Mating Tab Width 2.8 mm [.11 in], Tab Thickness .8 mm [.031 in], 17 – 13 AWG Wire Size, Junior Power Timer

[View on TE.com >](#)



Terminals & Splices > Automotive Terminals > TIMER, RECEPTACLE AND TAB



Terminal Type: **Receptacle**

Mating Tab Width: **2.8 mm [.11 in]**

Mating Tab Thickness: **.8 mm [.031 in]**

Terminal Transmits: **25 – 40 A (Power)**

Wire Size: **17 – 13 AWG**

[All TIMER, RECEPTACLE AND TAB \(328\)](#)

## Features

### Product Type Features

Sealable	Yes
Primary Locking Feature	Locking Lance

### Body Features

Terminal Seal Type	Single Wire Seal (SWS)
--------------------	------------------------

### Contact Features

Contact Size	2.8mm
Contact Fabrication	Stamped & Formed
Wire Contact Termination Area Plating Material	Gold
Typical Current Rating	30 A
Crimp Type	F-Crimp
Terminal Type	Receptacle
Mating Tab Width	2.8 mm[.11 in]
Mating Tab Thickness	.8 mm[.031 in]
Interface Plating	Gold (Au)

### Termination Features

Termination Method to Wire & Cable	Crimp
Product Terminates To	Wire



### Dimensions

Compatible Insulation Diameter Range	2.2 – 3 mm, 2.7 – 3 mm, 3.4 mm [.134 in]
Wire Size	1 – 2.5 mm <sup>2</sup>
Wire Size Search	13 AWG, 14 AWG, 15 AWG, 16 AWG, 17 AWG

### Usage Conditions

Insulation Option	Uninsulated
Operating Temperature (Max)	80 °C, 85 °C, 90 °C, 100 °C, 105 °C, 110 °C, 120 °C, 125 °C, 130 °C, 140 °C, 145 °C, 150 °C [176 °F][185 °F][194 °F][212 °F][221 °F][230 °F][248 °F][257 °F][266 °F][284 °F][293 °F][302 °F]
Operating Temperature Range	-40 – 150 °C [-40 – 302 °F]

### Operation/Application

Compatible With Wire Base Material	Copper
------------------------------------	--------

### Industry Standards

Compatible With Agency/Standards Products	DIN 72 551 Part 6, DIN ISO 6722 part 3
---	--

### Packaging Features

Packaging Quantity	3700
Packaging Method	Reel

### Other

Terminal Transmits	25 – 40 A (Power)
--------------------	-------------------

### Product Compliance

For compliance documentation, visit the product page on [TE.com](https://www.te.com)>

EU RoHS Directive 2011/65/EU	Compliant
EU ELV Directive 2000/53/EC	Compliant
China RoHS 2 Directive MIIT Order No 32, 2016	No Restricted Materials Above Threshold
EU REACH Regulation (EC) No. 1907/2006	Current ECHA Candidate List: JUNE 2024 (241) Candidate List Declared Against: JAN 2024 (240) Does not contain REACH SVHC
Halogen Content	Low Halogen - Br, Cl, F, I < 900 ppm per homogenous material. Also BFR/CFR/PVC Free

Solder Process Capability

Not applicable for solder process capability

Product Compliance Disclaimer

This information is provided based on reasonable inquiry of our suppliers and represents our current actual knowledge based on the information they provided. This information is subject to change. The part numbers that TE has identified as EU RoHS compliant have a maximum concentration of 0.1% by weight in homogenous materials for lead, hexavalent chromium, mercury, PBB, PBDE, DBP, BBP, DEHP, DIBP, and 0.01% for cadmium, or qualify for an exemption to these limits as defined in the Annexes of Directive 2011/65/EU (RoHS2). Finished electrical and electronic equipment products will be CE marked as required by Directive 2011/65/EU. Components may not be CE marked. Additionally, the part numbers that TE has identified as EU ELV compliant have a maximum concentration of 0.1% by weight in homogenous materials for lead, hexavalent chromium, and mercury, and 0.01% for cadmium, or qualify for an exemption to these limits as defined in the Annexes of Directive 2000/53/EC (ELV). Regarding the REACH Regulation, the information TE provides on SVHC in articles for this part number is based on the latest European Chemicals Agency (ECHA) 'Guidance on requirements for substances in articles' posted at this URL: <https://echa.europa.eu/guidance-documents/guidance-on-reach>

## Compatible Parts



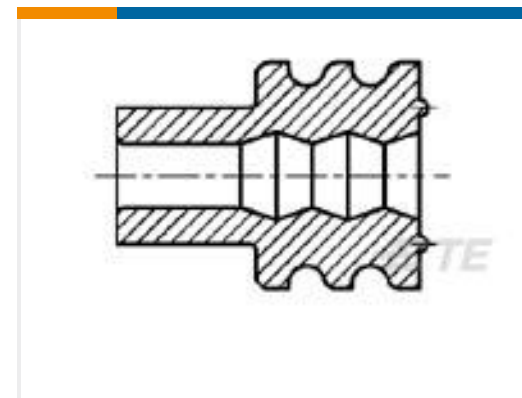
TE Part # CAT-T4827-CH8172  
Timer Connector Housing



TE Part # 4-1579007-3  
EXTRACTION TOOL KIT



TE Part # 1-1579007-6  
EXTRACTION TOOL



TE Part # 963292-1  
WIRE SEALING 2,2



TE Part # 9-1355493-3  
AMP MCP2.8 HSG 4POS WATERBLUE



TE Part # 2137216-1  
3P SPLASH PROOF CONNECTOR ASS'



TE Part # 828905-1  
SINGLE-WIRE-SEAL(5MM HOLE)



TE Part # 828904-1  
SINGLE WIRE SEAL FOR J.P.T.CON



TE Part # 2137216-2  
3P SPLASH PROOF CONNECTOR ASS'



TE Part # 2151109-1  
OCEAN\_2.0\_APPLICATOR-S-110F170O-RSM



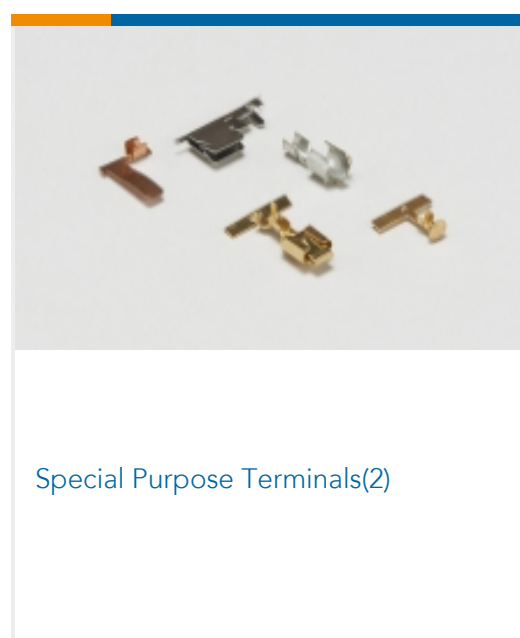

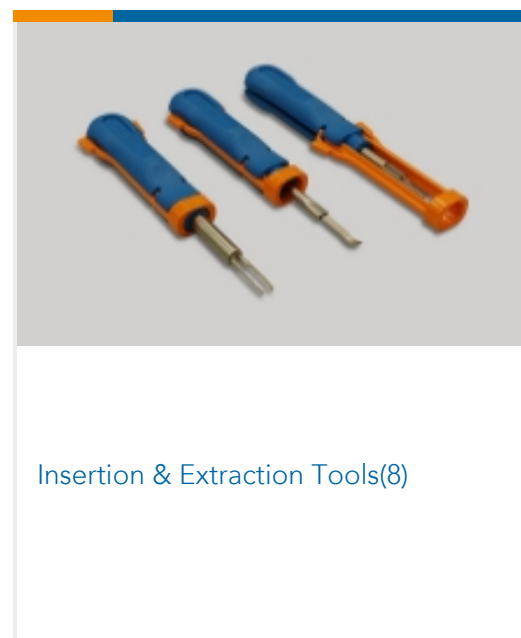


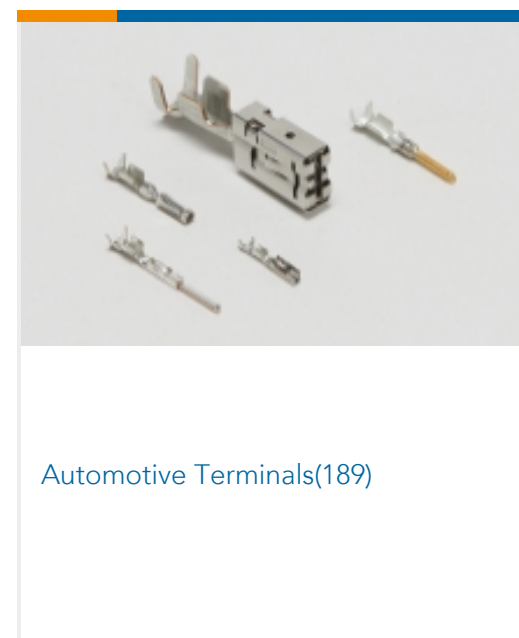
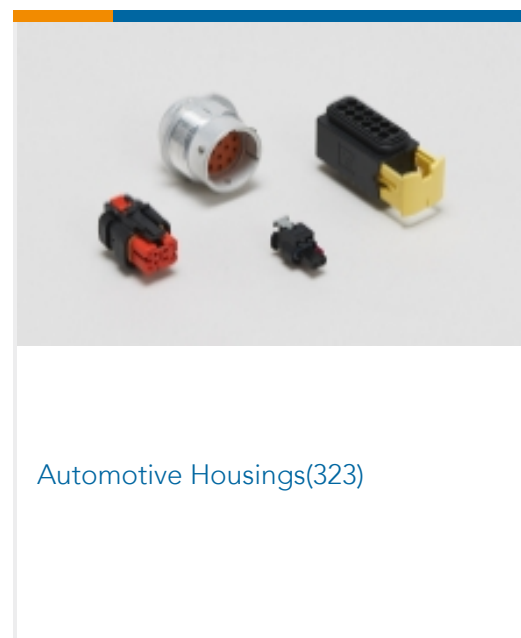
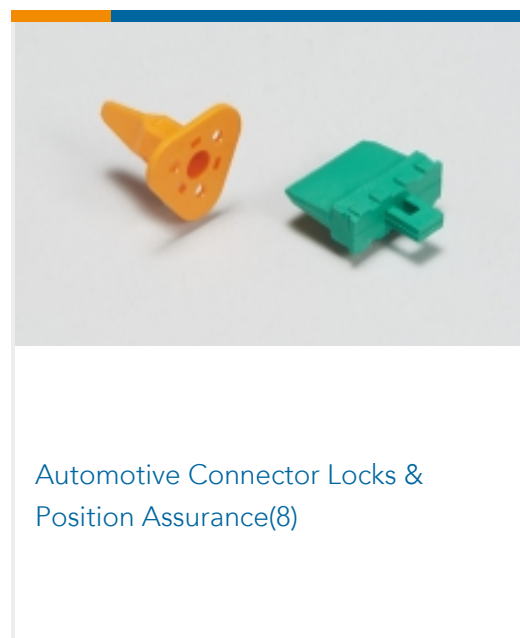

TE Part # 2151109-2  
OCEAN\_2.0\_APPLICATOR-S-110F170O-RSA



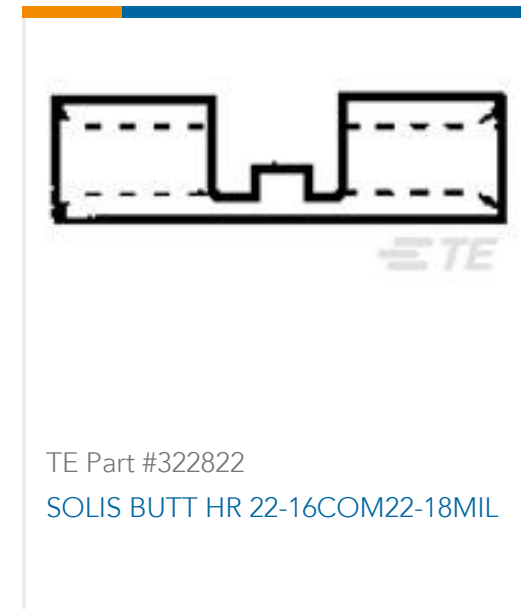
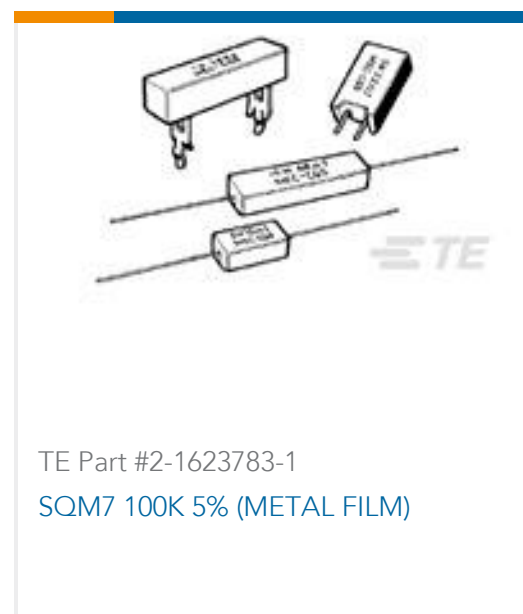
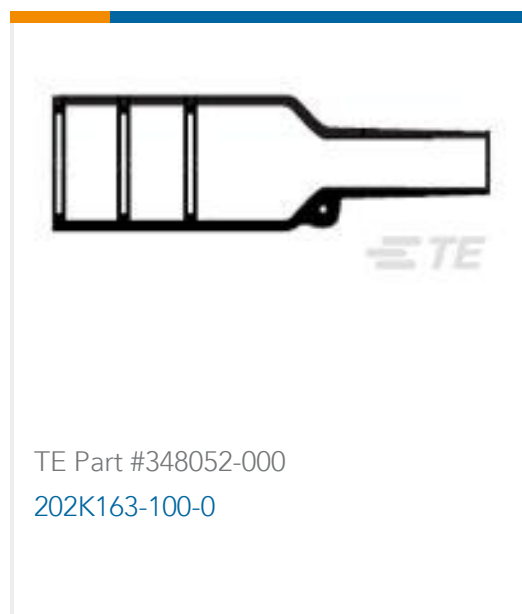
TE Part # 282648-1  
SPLASH PROOF CONN. W.S.L.2 WAY



## Also in the Series | Junior Power Timer



## Customers Also Bought



## Documents

### Product Drawings

[JPT REC 2.8 Contact SWS Au](#)

English

### CAD Files

Customer View Model

[ENG\\_CVM\\_2-929937-1\\_A9.3d\\_igs.zip](#)

English

Customer View Model

[ENG\\_CVM\\_2-929937-1\\_A9.3d\\_stp.zip](#)

English

### 3D PDF

English

Customer View Model

[ENG\\_CVM\\_2-929937-1\\_A9.2d\\_dxf.zip](#)

English

By downloading the CAD file I accept and agree to the [Terms and Conditions](#) of use.

## Datasheets & Catalog Pages



## Timer Interconnection System

English

---

### Product Specifications

#### Application Specification

German

#### Application Specification

English