

2-2358263-1 ✓ ACTIVE

AMP | Heavy Duty Sealed Connector Series


TE Internal #: 2-2358263-1

Housing for Female Terminals, Wire-to-Wire, 13 Position, .157 in / .196 in [5 mm / 4 mm] Centerline, Sealable, Heavy Duty Sealed Connector Series

[View on TE.com >](#)



Connectors > Automotive Connectors > Automotive Housings > Heavy Duty Sealed Connector Series Housings



Connector System: **Wire-to-Wire**

Number of Positions: **13**

Connector & Housing Type: **Housing for Female Terminals**

Centerline (Pitch): **4 mm, 5 mm [.157 in, .196 in]**

Sealable: **Yes**

[All Heavy Duty Sealed Connector Series Housings \(204\)](#)

Features

Product Type Features

Mixed & Hybrid Connector	Yes
Connector Shape	Rectangular
Connector System	Wire-to-Wire
Connector & Housing Type	Housing for Female Terminals
Sealable	Yes
Connector & Contact Terminates To	Wire & Cable
Primary Locking Feature	On the Terminal

Configuration Features

Blank Cavity Position	0
Number of Positions	13
Number of Rows	1, 2

Electrical Characteristics



Operating Voltage	60 VDC
-------------------	--------

Body Features

Cable Exit Angle	180°, 90°
------------------	-----------

Primary Product Color	Black
-----------------------	-------

Connector & Keying Code	B
-------------------------	---

Contact Features

Contact Size	1.5K, 2.8mm, 4.8K, 6.3mm
--------------	--------------------------

Contact Type	Receptacle
--------------	------------

Mating Tab Width	1.5 mm, 2.8 mm, 5.8 mm [.06 in][.11 in][.22 in]
------------------	---

Contact Current Rating (Max)	20 A, 32 A, 50 A
------------------------------	------------------

Mechanical Attachment

Terminal Position Assurance	No
-----------------------------	----

Strain Relief	Without
---------------	---------

Mating Alignment Type	Keyed
-----------------------	-------

Mating Alignment	With
------------------	------

Connector Mounting Type	Cable Mount (Free-Hanging)
-------------------------	----------------------------

Housing Features

Housing Material	PBT GF30
------------------	----------

Centerline (Pitch)	4 mm, 5 mm [.157 in][.196 in]
--------------------	-------------------------------

Dimensions

Connector Height	31.25 mm [1.23 in]
------------------	--------------------

Product Width	25.7 mm [1.011 in]
---------------	--------------------

Product Length	67.2 mm [2.645 in]
----------------	--------------------

Row-to-Row Spacing	6 mm [.236 in]
--------------------	----------------

Usage Conditions

Operating Temperature (Max)	140 °C [284 °F]
-----------------------------	-----------------

Operating Temperature Range	-40 – 140 °C [-40 – 284 °F]
-----------------------------	-----------------------------

Operation/Application

Circuit Application	Power
---------------------	-------

Industry Standards

Degree of Protection	IP67, IP69K
----------------------	-------------

UL Flammability Rating	UL 94V-0
------------------------	----------



Packaging Features

Packaging Quantity	230
Packaging Method	Box

Other

Serviceable	Yes
Connector Position Assurance Capable	No

Product Compliance

[For compliance documentation, visit the product page on TE.com>](#)

EU RoHS Directive 2011/65/EU	Compliant
EU ELV Directive 2000/53/EC	Compliant
China RoHS 2 Directive MIIT Order No 32, 2016	No Restricted Materials Above Threshold
EU REACH Regulation (EC) No. 1907/2006	Current ECHA Candidate List: JUNE 2024 (241) Candidate List Declared Against: JUNE 2023 (235) Does not contain REACH SVHC
Halogen Content	Not Low Halogen - contains Br or Cl > 900 ppm.
Solder Process Capability	Not reviewed for solder process capability



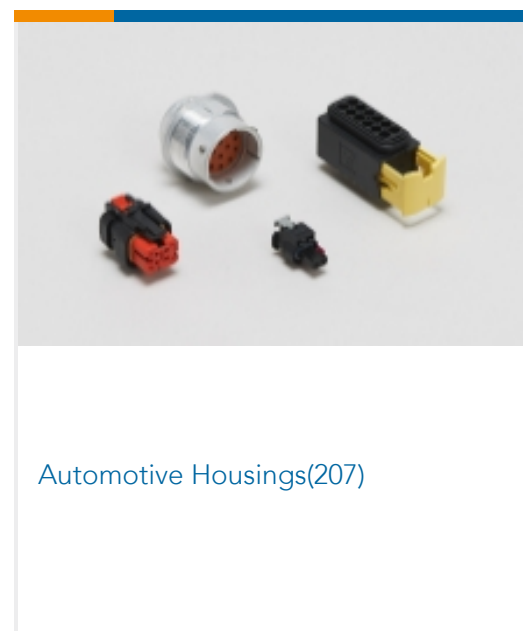
Product Compliance Disclaimer

This information is provided based on reasonable inquiry of our suppliers and represents our current actual knowledge based on the information they provided. This information is subject to change. The part numbers that TE has identified as EU RoHS compliant have a maximum concentration of 0.1% by weight in homogenous materials for lead, hexavalent chromium, mercury, PBB, PBDE, DBP, BBP, DEHP, DIBP, and 0.01% for cadmium, or qualify for an exemption to these limits as defined in the Annexes of Directive 2011/65/EU (RoHS2). Finished electrical and electronic equipment products will be CE marked as required by Directive 2011/65/EU. Components may not be CE marked. Additionally, the part numbers that TE has identified as EU ELV compliant have a maximum concentration of 0.1% by weight in homogenous materials for lead, hexavalent chromium, and mercury, and 0.01% for cadmium, or qualify for an exemption to these limits as defined in the Annexes of Directive 2000/53/EC (ELV). Regarding the REACH Regulation, the information TE provides on SVHC in articles for this part number is based on the latest European Chemicals Agency (ECHA) 'Guidance on requirements for substances in articles' posted at this URL: <https://echa.europa.eu/guidance-documents/guidance-on-reach>

Compatible Parts



Also in the Series | Heavy Duty Sealed Connector Series



Documents

Product Drawings

13POS,REC HSG ASSY,SLD,COD B

English

CAD Files

3D PDF

3D

Customer View Model

[ENG_CVM_CVM_2-2358263-1_A.2d_dxf.zip](#)

English

Customer View Model

[ENG_CVM_CVM_2-2358263-1_A.3d_igs.zip](#)

English

Customer View Model

[ENG_CVM_CVM_2-2358263-1_A.3d_stp.zip](#)

English

2-2358263-1

Housing for Female Terminals, Wire-to-Wire, 13 Position, .157 in / .196 in [5 mm / 4 mm] Centerline, Sealable, Heavy Duty Sealed Connector Series



By downloading the CAD file I accept and agree to the [Terms and Conditions](#) of use.

[Product Specifications](#)

[Application Specification](#)

English