

2-2331743-1 ✓ ACTIVE

[Dynamic Series](#) | [Dynamic 2000 Series](#)

TE Internal #: 2-2331743-1

PCB Terminal Blocks, Receptacle, Wire-to-Board, 4 Position, .295 in [7.5 mm] Centerline, 1 Row, Side Wire Entry Angle, Dynamic 2000 Series

[View on TE.com >](#)



Connectors > Terminal Blocks & Strips > PCB Terminal Blocks > Header Assembly: Wire-to-Board Connector, Spring Clamp, 7.5 mm pitch, 14.5A



Terminal Block Connector Type: **Receptacle**

Connector System: **Wire-to-Board**

Number of Positions: **4**

Centerline (Pitch): **7.5 mm [ .295 in ]**

Number of Rows: **1**

[All Header Assembly: Wire-to-Board Connector, Spring Clamp, 7.5 mm pitch, 14.5A \(12\)](#)

## Features

### Product Type Features

Block Type	Standard
Terminal Block Connector Type	Receptacle
Connector System	Wire-to-Board
Connector & Contact Terminates To	Wire & Cable

### Configuration Features

Number of Positions	4
Number of Rows	1
Wire Entry Angle	Side

### Electrical Characteristics

Current Rating (Max)	12.7 A
Voltage Rating	300 VAC

### Body Features



Interlock	With
-----------	------

### Contact Features

Contact Mating Area Plating Material	Gold
Contact Mating Area Plating Thickness	.38 $\mu$ m
Contact Base Material	Copper Alloy
Contact Current Rating (Max)	12.7 A

### Mechanical Attachment

Mating Angle	180°
Screwless Terminal Block	Yes
Connector Mounting Type	Cable Mount (Free-Hanging)

### Housing Features

Housing Color	Black
Housing Material	Thermoplastic
Centerline (Pitch)	7.5 mm [.295 in]

### Dimensions

Wire Size	.32 – 2.1 mm <sup>2</sup>
-----------	---------------------------

### Usage Conditions

Operating Temperature Range	-30 – 105 °C [-22 – 221 °F]
-----------------------------	-----------------------------

### Operation/Application

Circuit Application	Power & Signal
---------------------	----------------

### Packaging Features

Packaging Method	Tray
------------------	------

## Product Compliance

[For compliance documentation, visit the product page on TE.com>](#)

EU RoHS Directive 2011/65/EU	Compliant
EU ELV Directive 2000/53/EC	Compliant
China RoHS 2 Directive MIIT Order No 32, 2016	No Restricted Materials Above Threshold
EU REACH Regulation (EC) No. 1907/2006	Current ECHA Candidate List: JAN 2023 (233) Candidate List Declared Against: JUN 2020 (209) Does not contain REACH SVHC



Halogen Content	Not Low Halogen - contains Br or Cl > 900 ppm.
-----------------	--

Solder Process Capability	Not reviewed for solder process capability
---------------------------	--

**Product Compliance Disclaimer**


This information is provided based on reasonable inquiry of our suppliers and represents our current actual knowledge based on the information they provided. This information is subject to change. The part numbers that TE has identified as EU RoHS compliant have a maximum concentration of 0.1% by weight in homogenous materials for lead, hexavalent chromium, mercury, PBB, PBDE, DBP, BBP, DEHP, DIBP, and 0.01% for cadmium, or qualify for an exemption to these limits as defined in the Annexes of Directive 2011/65/EU (RoHS2). Finished electrical and electronic equipment products will be CE marked as required by Directive 2011/65/EU. Components may not be CE marked. Additionally, the part numbers that TE has identified as EU ELV compliant have a maximum concentration of 0.1% by weight in homogenous materials for lead, hexavalent chromium, and mercury, and 0.01% for cadmium, or qualify for an exemption to these limits as defined in the Annexes of Directive 2000/53/EC (ELV). Regarding the REACH Regulation, the information TE provides on SVHC in articles for this part number is based on the latest European Chemicals Agency (ECHA) 'Guidance on requirements for substances in articles' posted at this URL: <https://echa.europa.eu/guidance-documents/guidance-on-reach>

## Compatible Parts




TE Part # 2-2271457-4  
D3950 HDR 4POS 1ROW Y KEY

## Also in the Series | Dynamic 2000 Series




Insertion & Extraction Tools(1)



PCB Connector Mounting(4)




PCB Headers & Receptacles(44)



PCB Terminal Blocks(23)

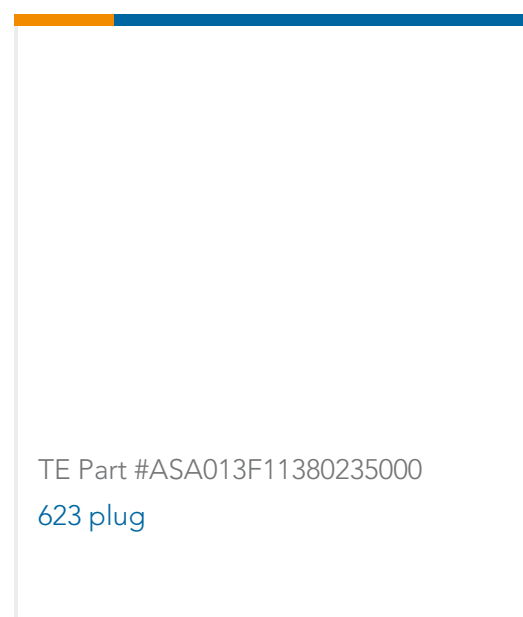
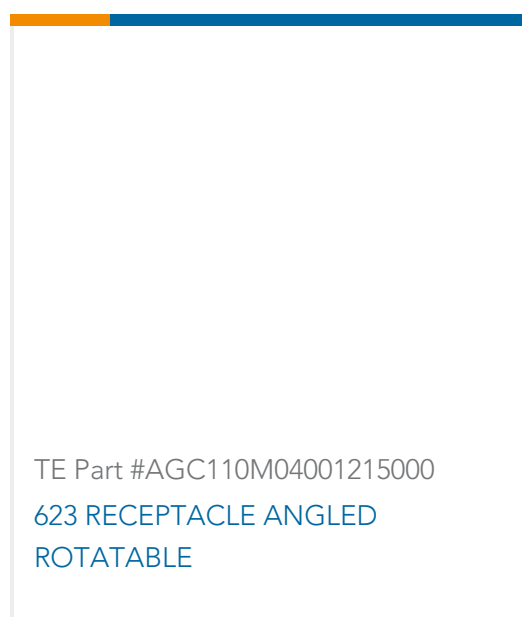
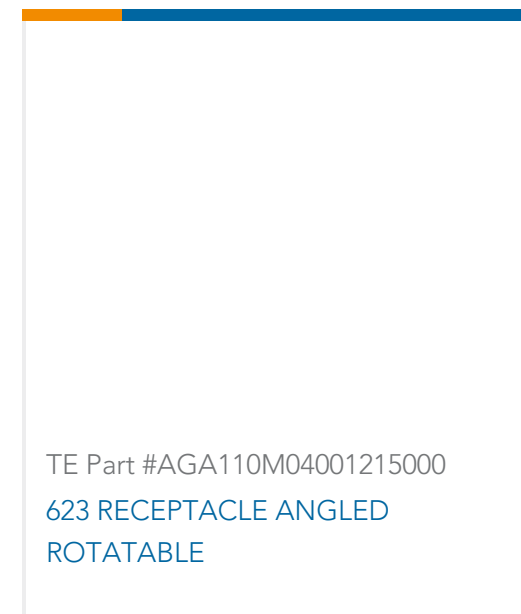


Wire-to-Board Connector Assemblies & Housings(54)



Wire-to-Board Connector Contacts(10)

## Customers Also Bought



## Documents

### Product Drawings

[D3950 REC 4POS 1ROW Y KEY](#)

English

### CAD Files

[3D PDF](#)

[3D](#)

[Customer View Model](#)

[ENG\\_CVM\\_CVM\\_2-2331743-1\\_B.2d\\_dxf.zip](#)

English

[Customer View Model](#)

[ENG\\_CVM\\_CVM\\_2-2331743-1\\_B.3d\\_igs.zip](#)

English

[Customer View Model](#)

[ENG\\_CVM\\_CVM\\_2-2331743-1\\_B.3d\\_stp.zip](#)

English

By downloading the CAD file I accept and agree to the [Terms and Conditions](#) of use.



## Product Specifications

### Product Specification

English

---

## Product Environmental Compliance

### TE Material Declaration

English

---

## Instruction Sheets

### Instruction Sheet (non U.S.)

English

---

## Agency Approvals

### UL Report

English