

# 2MM-RCD-D13-BX ✓ ACTIVE

AMPMODU | AMPMODU 2 mm

TE Internal #: 2-2316109-6

Housing, Receptacle, Wire-to-Board, 26 Position, .079 in [2 mm]

Centerline, Crimp Snap-In, 2 Row, Black, Mating Retention, Wire & Cable, AMPMODU 2 mm

[View on TE.com >](#)



Connectors > PCB Connectors > Wire-to-Board Connectors > Wire-to-Board Connector Assemblies & Housings



Connector Product Type: **Housing**

Connector & Housing Type: **Receptacle**

Connector System: **Wire-to-Board**

Number of Positions: **26**

Centerline (Pitch): **2 mm [ .079 in ]**

## Features

### Product Type Features

Connector Product Type	Housing
Connector & Housing Type	Receptacle
Connector System	Wire-to-Board
Sealable	No
Connector & Contact Terminates To	Wire & Cable

### Configuration Features

Number of Positions	26
Number of Rows	2

### Electrical Characteristics

Insulation Resistance	1000 M $\Omega$
Operating Voltage	125 V

### Body Features

Primary Product Color	Black
-----------------------	-------



### Contact Features

Contact Retention Within Housing	With
Contact Current Rating (Max)	2 A

### Termination Features

Termination Method to Wire & Cable	Crimp Snap-In
------------------------------------	---------------

### Mechanical Attachment

Contact Retention Type Within Housing	Locking Lance
PCB Mount Alignment	Without
Panel Mount Feature	Without
Mating Retention Type	Locking Ramp
Mating Retention	With
Connector Mounting Type	Cable Mount (Free-Hanging)

### Housing Features

Housing Material	LCP (Liquid Crystal Polymer)
Centerline (Pitch)	2 mm [.079 in]

### Dimensions

Wire Size	24 – 30 AWG
Row-to-Row Spacing	2 mm [.079 in]

### Usage Conditions

Operating Temperature Range	-40 – 125 °C [-40 – 257 °F]
-----------------------------	-----------------------------

### Operation/Application

Circuit Application	Signal
---------------------	--------

### Industry Standards

Compatible With Agency/Standards Products	UL
Compatible With Approved Standards Products	UL E28476
UL Flammability Rating	UL 94V-0

### Packaging Features

Packaging Method	Tube
------------------	------

### Product Compliance

[For compliance documentation, visit the product page on TE.com>](#)



EU RoHS Directive 2011/65/EU	Compliant
EU ELV Directive 2000/53/EC	Compliant
China RoHS 2 Directive MIIT Order No 32, 2016	No Restricted Materials Above Threshold
EU REACH Regulation (EC) No. 1907/2006	Current ECHA Candidate List: JUNE 2023 (235) Candidate List Declared Against: JUNE 2023 (235) Does not contain REACH SVHC
Halogen Content	Low Halogen - Br, Cl, F, I < 900 ppm per homogenous material. Also BFR/CFR/PVC Free
Solder Process Capability	Not reviewed for solder process capability

Product Compliance Disclaimer

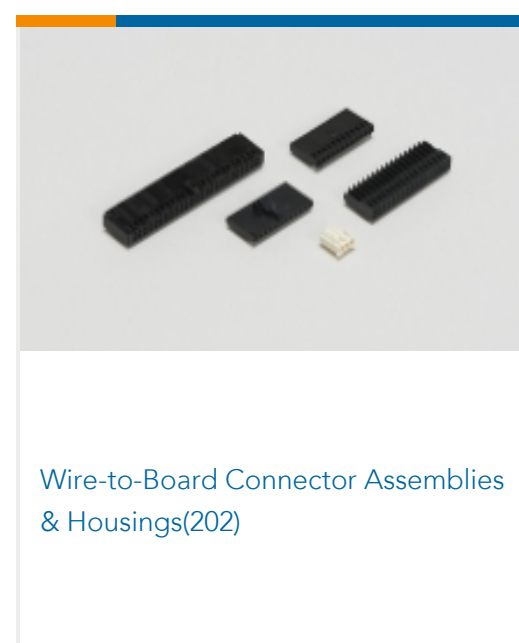
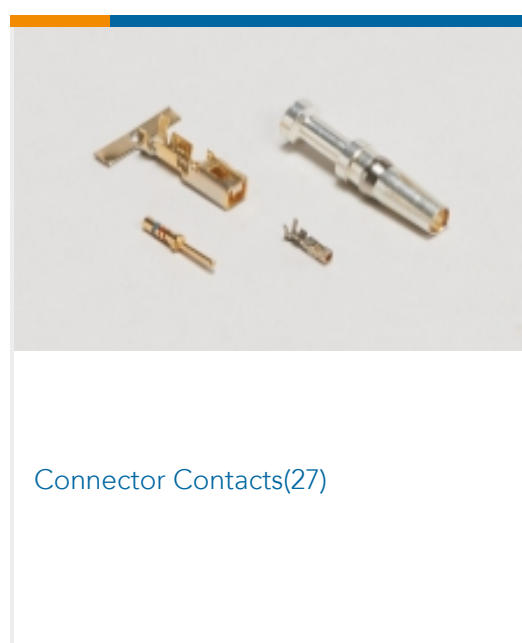
This information is provided based on reasonable inquiry of our suppliers and represents our current actual knowledge based on the information they provided. This information is subject to change. The part numbers that TE has identified as EU RoHS compliant have a maximum concentration of 0.1% by weight in homogenous materials for lead, hexavalent chromium, mercury, PBB, PBDE, DBP, BBP, DEHP, DIBP, and 0.01% for cadmium, or qualify for an exemption to these limits as defined in the Annexes of Directive 2011/65/EU (RoHS2). Finished electrical and electronic equipment products will be CE marked as required by Directive 2011/65/EU. Components may not be CE marked. Additionally, the part numbers that TE has identified as EU ELV compliant have a maximum concentration of 0.1% by weight in homogenous materials for lead, hexavalent chromium, and mercury, and 0.01% for cadmium, or qualify for an exemption to these limits as defined in the Annexes of Directive 2000/53/EC (ELV). Regarding the REACH Regulation, the information TE provides on SVHC in articles for this part number is based on the latest European Chemicals Agency (ECHA) 'Guidance on requirements for substances in articles' posted at this URL: <https://echa.europa.eu/guidance-documents/guidance-on-reach>

## Compatible Parts

 TE Part # 3-2316113-4 2MM,REC,CNT,CRIMP,24-28AWG,0.1 UM,LP	 TE Part # 5-2316113-6 2MM,REC,CNT,CRIMP,24-28AWG,0.76 UM,LP	 TE Part # 4-2316113-5 2MM,REC,CNT,CRIMP,24-28AWG,0.38 UM,LP	 TE Part # 2-2316113-3 2MM,REC,CNT,CRIMP,24-28AWG,TIN,LP
 TE Part # 3-2316114-4 2MM,REC,CNT,CRIMP,28-30AWG,0.1 UM,LP	 TE Part # 5-2316114-6 2MM,REC,CNT,CRIMP,28-30AWG,0.76 UM,LP	 TE Part # 2-2842235-6 26P,2MM,SHRD HDR,DRVT,SN,TB	 TE Part # 2-2842236-6 26P,2MM,SHRD HDR,DRVT,0.1AU,TB

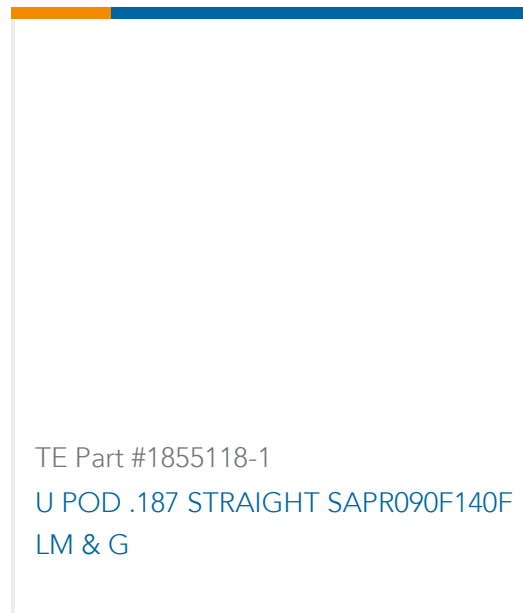


### Also in the Series | AMPMODU 2 mm



### Customers Also Bought





## Documents

### Product Drawings

[26P,2MM,REC,HSG,DR,CRIMP,LCK RAMP,BOX](#)

English

### CAD Files

[3D PDF](#)

3D

Customer View Model

[ENG\\_CVM\\_CVM\\_2-2316109-6\\_A.2d\\_dxf.zip](#)

English

Customer View Model

[ENG\\_CVM\\_CVM\\_2-2316109-6\\_A.3d\\_igs.zip](#)

English

Customer View Model

[ENG\\_CVM\\_CVM\\_2-2316109-6\\_A.3d\\_stp.zip](#)

English

By downloading the CAD file I accept and agree to the [Terms and Conditions](#) of use.

### Datasheets & Catalog Pages

[AMPMODU 2mm interconnection system QRG](#)

English

[Flyer - AMPMODU 2mm W-t-B Crimp Receptacles](#)

English

### Product Specifications

[Application Specification](#)

English