

2-2303816-2 ✓ ACTIVE

DEUTSCH | DEUTSCH DT

TE Internal #: 2-2303816-2

Housing for Female Terminals, Wire-to-Wire, 3 Position, .394 in [10.01 mm] Centerline, Sealable, Gray, Wire & Cable, Power & Signal, DEUTSCH DT

[View on TE.com >](#)



Connectors > Automotive Connectors > Automotive Housings



Connector & Housing Type: **Housing for Female Terminals**

Mating Pin Diameter: **1.59 mm [.063 in]**

Connector System: **Wire-to-Wire**

Number of Positions: **3**

Centerline (Pitch): **10.01 mm [.394 in]**

Features

Product Type Features

| | |
|-----------------------------------|------------------------------|
| Connector Shape | Triangular |
| Connector & Housing Type | Housing for Female Terminals |
| Connector System | Wire-to-Wire |
| Sealable | Yes |
| Hybrid Connector | No |
| Primary Locking Feature | Integrated in Housing |
| Connector & Contact Terminates To | Wire & Cable |

Configuration Features

| | |
|-----------------------|---|
| Blank Cavity Position | 0 |
| Number of Positions | 3 |

Electrical Characteristics

| | |
|------------------------------|------------------|
| Operating Voltage | 250 VAC |
| Nominal Voltage Architecture | 12 V, 24 V, 48 V |

Body Features



| | |
|-----------------------|------|
| Cable Exit Angle | 180° |
| Primary Product Color | Gray |

Contact Features

| | |
|------------------------------|------------------|
| Contact Size | Size 16 |
| Contact Type | Socket |
| Mating Pin Diameter | 1.59 mm[.063 in] |
| Contact Current Rating (Max) | 13 A |

Mechanical Attachment

| | |
|-----------------------------|----------------------------|
| Terminal Position Assurance | Yes |
| Strain Relief | Add By Accessory |
| Mating Alignment Type | Polarized |
| Mating Alignment | With |
| Connector Mounting Type | Cable Mount (Free-Hanging) |

Housing Features

| | |
|--------------------|-------------------|
| Housing Material | PA GF |
| Centerline (Pitch) | 10.01 mm[.394 in] |

Dimensions

| | |
|--|--------------------------------|
| Connector Height | 23.89 mm[.94 in] |
| Product Width | 20.17 mm[.794 in] |
| Product Length | 41.94 mm[1.651 in] |
| Accepts Wire Insulation Diameter Range | 2.23 – 3.68 mm[.088 – .145 in] |

Usage Conditions

| | |
|-----------------------------|----------------------------|
| Operating Temperature (Max) | 125 °C[257 °F] |
| Operating Temperature Range | -55 – 125 °C[-67 – 257 °F] |

Operation/Application

| | |
|---------------------|----------------|
| Circuit Application | Power & Signal |
|---------------------|----------------|

Industry Standards

| | |
|------------------------|------------------------------------|
| Degree of Protection | IP68, IP6K9K |
| Agency/Standard | SAE J2030 |
| UL Flammability Rating | 12mm Flame Test per Standard UL-94 |

Packaging Features



| | |
|--------------------|-----|
| Packaging Quantity | 900 |
|--------------------|-----|

| | |
|------------------|-----|
| Packaging Method | Box |
|------------------|-----|

Other

| | |
|-------------|-----|
| Serviceable | Yes |
|-------------|-----|

| | |
|--------------------------------------|----|
| Connector Position Assurance Capable | No |
|--------------------------------------|----|

Product Compliance

[For compliance documentation, visit the product page on TE.com>](#)

| | |
|------------------------------|-----------|
| EU RoHS Directive 2011/65/EU | Compliant |
|------------------------------|-----------|

| | |
|-----------------------------|-----------|
| EU ELV Directive 2000/53/EC | Compliant |
|-----------------------------|-----------|

| | |
|---|---|
| China RoHS 2 Directive MIIT Order No 32, 2016 | No Restricted Materials Above Threshold |
|---|---|

| | |
|--|---|
| EU REACH Regulation (EC) No. 1907/2006 | Current ECHA Candidate List: JAN 2023 (233) Candidate List Declared Against: JAN 2023 (233) Does not contain REACH SVHC |
|--|---|

| | |
|-----------------|--|
| Halogen Content | Not Low Halogen - contains Br or Cl > 900 ppm. |
|-----------------|--|

| | |
|---------------------------|--|
| Solder Process Capability | Not reviewed for solder process capability |
|---------------------------|--|

Product Compliance Disclaimer

This information is provided based on reasonable inquiry of our suppliers and represents our current actual knowledge based on the information they provided. This information is subject to change. The part numbers that TE has identified as EU RoHS compliant have a maximum concentration of 0.1% by weight in homogenous materials for lead, hexavalent chromium, mercury, PBB, PBDE, DBP, BBP, DEHP, DIBP, and 0.01% for cadmium, or qualify for an exemption to these limits as defined in the Annexes of Directive 2011/65/EU (RoHS2). Finished electrical and electronic equipment products will be CE marked as required by Directive 2011/65/EU. Components may not be CE marked. Additionally, the part numbers that TE has identified as EU ELV compliant have a maximum concentration of 0.1% by weight in homogenous materials for lead, hexavalent chromium, and mercury, and 0.01% for cadmium, or qualify for an exemption to these limits as defined in the Annexes of Directive 2000/53/EC (ELV). Regarding the REACH Regulation, the information TE provides on SVHC in articles for this part number is based on the latest European Chemicals Agency (ECHA) 'Guidance on requirements for substances in articles' posted at this URL: <https://echa.europa.eu/guidance-documents/guidance-on-reach>

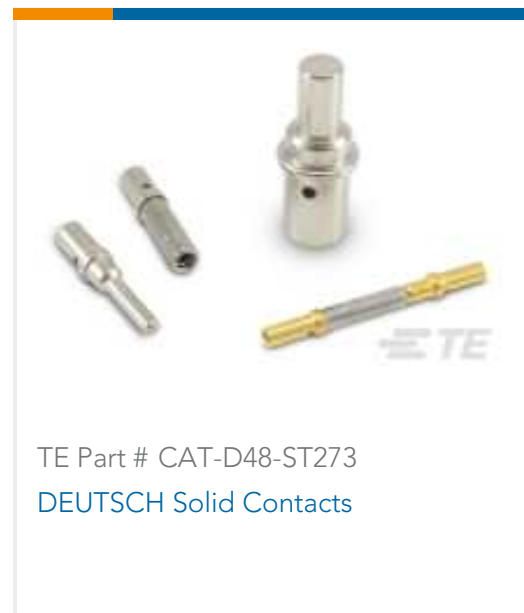
Compatible Parts



TE Part # CAT-D48-SP729
DEUTSCH Sealing Plugs



TE Part # CAT-J41-DDRC
DEUTSCH DT Receptacle Connectors



TE Part # CAT-D48-ST273
DEUTSCH Solid Contacts



TE Part # CAT-D487-W416
DEUTSCH DT Wedgelocks



TE Part # 776363-1
SEALING PLUG, SZ 16 CAVITY



TE Part # DT-RT1
EXT TOOL, FRONT RELEASE



TE Part # CAT-D487-H342
DEUTSCH DT Headers



TE Part # CAT-D48-SFT273
DEUTSCH Stamped and Formed
Contacts

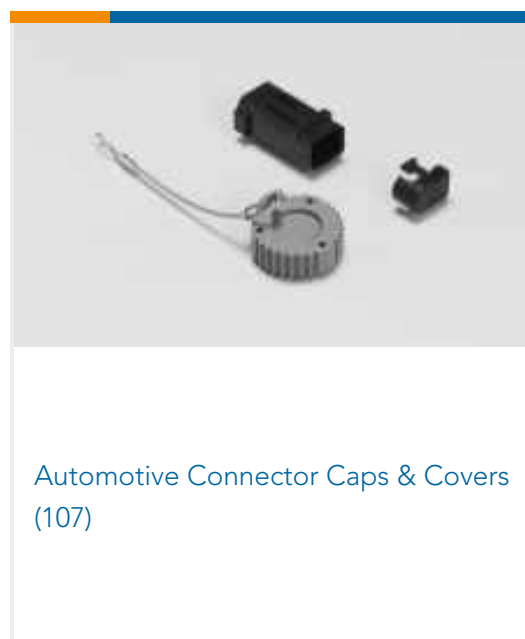


TE Part # 1011-345-0305
DUST CAP, 3P, PLG, BLK, DT

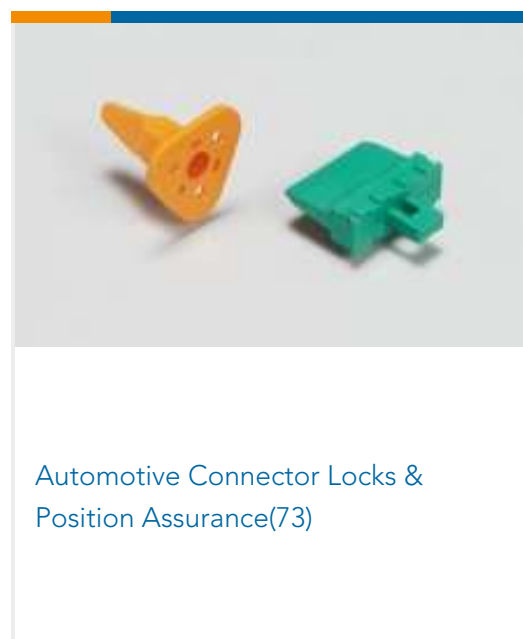


TE Part # 0462-006-1631
SOC, SOLID, SIZE 16, 20-24AWG, AU

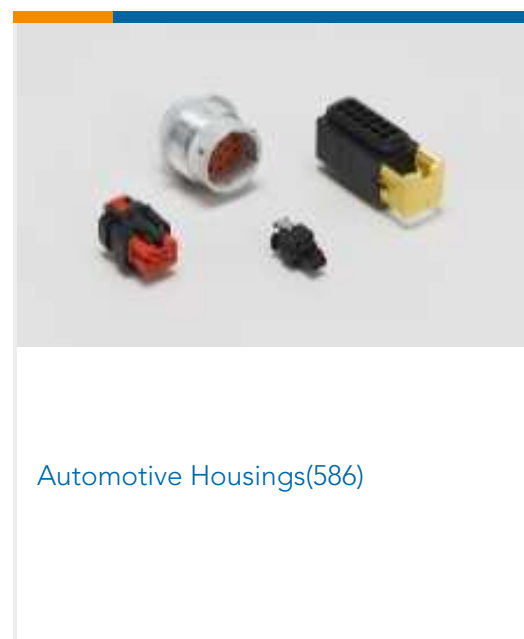
Also in the Series | **DEUTSCH DT**



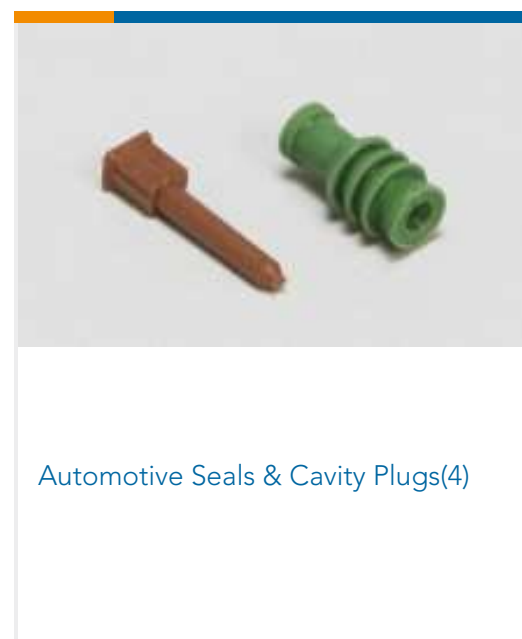
Automotive Connector Caps & Covers
(107)



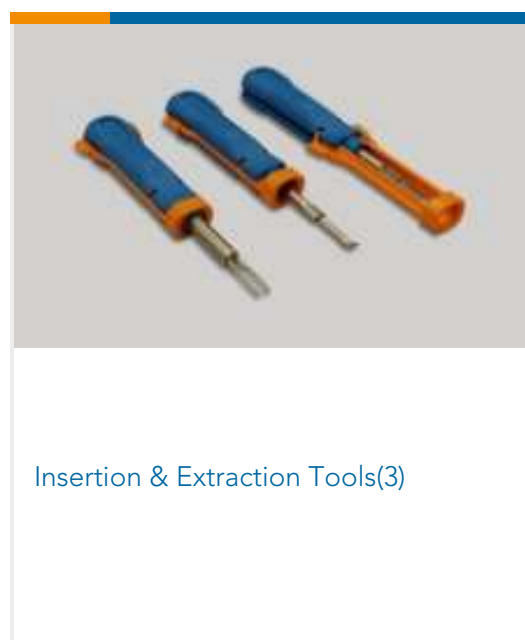
Automotive Connector Locks &
Position Assurance(73)




Automotive Housings(586)



Automotive Seals & Cavity Plugs(4)



Insertion & Extraction Tools(3)




Other Automotive Connector
Accessories(14)



PCB Headers & Receptacles(102)

Customers Also Bought



Documents

Product Drawings

[DT06-3S-TN81, PLG, 3P, GRY, N, SNAPXCAP](#)

English

CAD Files

[3D PDF](#)

3D

Customer View Model

[ENG_CVM_CVM_2-2303816-2_A.2d_dxf.zip](#)

English

Customer View Model

[ENG_CVM_CVM_2-2303816-2_A.3d_igs.zip](#)

English

Customer View Model

[ENG_CVM_CVM_2-2303816-2_A.3d_stp.zip](#)

English

By downloading the CAD file I accept and agree to the [Terms and Conditions](#) of use.

Product Specifications



Application Specification

English

Agency Approvals

UL Report

English