

2-2303813-1 ✓ ACTIVE

DEUTSCH | DEUTSCH DT

TE Internal #: 2-2303813-1

Housing for Male Terminals, Wire-to-Wire, 3 Position, .394 in [10.01 mm] Centerline, Sealable, Gray, Wire & Cable, Power & Signal, DEUTSCH DT

[View on TE.com >](#)



Connectors > Automotive Connectors > Automotive Housings > DEUTSCH DT Receptacle Connectors



Connector & Housing Type: **Housing for Male Terminals**

Mating Pin Diameter: **1.59 mm [.063 in]**

Connector System: **Wire-to-Wire**

Number of Positions: **3**

Centerline (Pitch): **10.01 mm [.394 in]**

[All DEUTSCH DT Receptacle Connectors \(241\)](#)

Features

Product Type Features

Connector Shape	Triangular
Connector & Housing Type	Housing for Male Terminals
Connector System	Wire-to-Wire
Sealable	Yes
Hybrid Connector	No
Primary Locking Feature	Integrated in Housing
Connector & Contact Terminates To	Wire & Cable

Configuration Features

Blank Cavity Position	0
Connector Seal Code	E Seal
Number of Positions	3

Electrical Characteristics



Operating Voltage	250 VAC
-------------------	---------

Nominal Voltage Architecture	12 V, 24 V, 48 V
------------------------------	------------------

Body Features

Cable Exit Angle	180°
------------------	------

Primary Product Color	Gray
-----------------------	------

Contact Features

Contact Size	Size 16
--------------	---------

Contact Type	Pin
--------------	-----

Mating Pin Diameter	1.59 mm [.063 in]
---------------------	-------------------

Contact Current Rating (Max)	13 A
------------------------------	------

Mechanical Attachment

Terminal Position Assurance	Yes
-----------------------------	-----

Strain Relief	Add By Accessory
---------------	------------------

Mating Alignment Type	Polarized
-----------------------	-----------

Mating Alignment	With
------------------	------

Connector Mounting Type	Cable Mount (Free-Hanging)
-------------------------	----------------------------

Housing Features

Housing Material	PA GF
------------------	-------

Centerline (Pitch)	10.01 mm [.394 in]
--------------------	--------------------

Dimensions

Connector Height	24.71 mm [.973 in]
------------------	--------------------

Product Width	21.13 mm [.832 in]
---------------	--------------------

Product Length	56.67 mm [2.231 in]
----------------	---------------------

Accepts Wire Insulation Diameter Range	1.35 – 3.05 mm [.053 – .12 in]
--	--------------------------------

Usage Conditions

Operating Temperature (Max)	125 °C [257 °F]
-----------------------------	-----------------

Operating Temperature Range	-55 – 125 °C [-67 – 257 °F]
-----------------------------	-----------------------------

Operation/Application

Circuit Application	Power & Signal
---------------------	----------------

Industry Standards

Degree of Protection	IP68, IP6K9K
----------------------	--------------

Agency/Standard	SAE J2030
-----------------	-----------



UL Flammability Rating	12mm Flame Test per Standard UL-94
------------------------	------------------------------------

Packaging Features

Packaging Quantity	600
Packaging Method	Box

Other

Serviceable	Yes
Connector Position Assurance Capable	No

Product Compliance

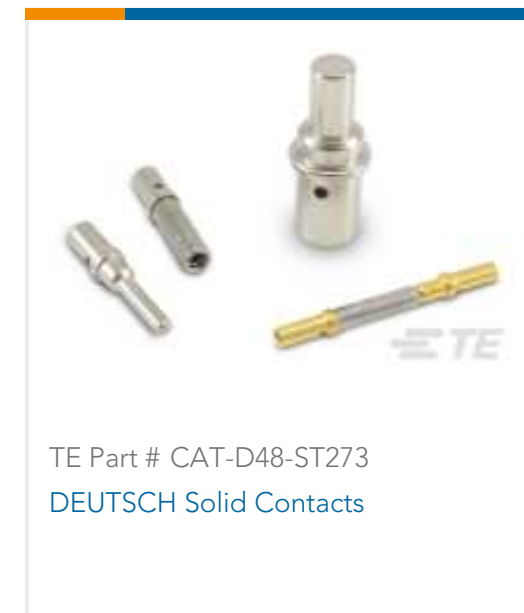
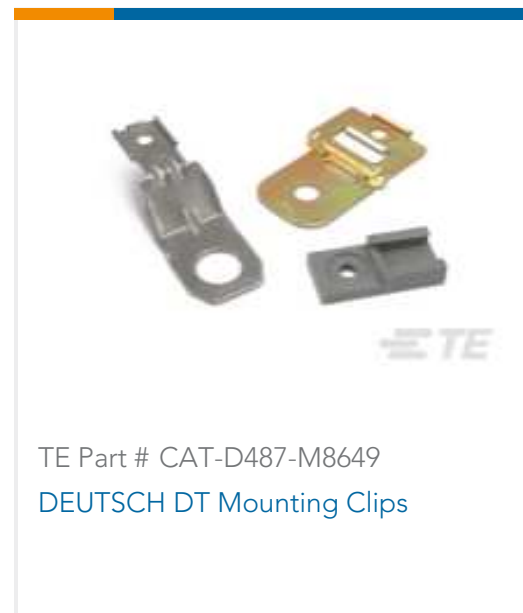
[For compliance documentation, visit the product page on TE.com>](#)

EU RoHS Directive 2011/65/EU	Compliant
EU ELV Directive 2000/53/EC	Compliant
China RoHS 2 Directive MIIT Order No 32, 2016	No Restricted Materials Above Threshold
EU REACH Regulation (EC) No. 1907/2006	Current ECHA Candidate List: JAN 2023 (233) Candidate List Declared Against: JAN 2023 (233) Does not contain REACH SVHC
Halogen Content	Not Low Halogen - contains Br or Cl > 900 ppm.
Solder Process Capability	Not reviewed for solder process capability

Product Compliance Disclaimer

This information is provided based on reasonable inquiry of our suppliers and represents our current actual knowledge based on the information they provided. This information is subject to change. The part numbers that TE has identified as EU RoHS compliant have a maximum concentration of 0.1% by weight in homogenous materials for lead, hexavalent chromium, mercury, PBB, PBDE, DBP, BBP, DEHP, DIBP, and 0.01% for cadmium, or qualify for an exemption to these limits as defined in the Annexes of Directive 2011/65/EU (RoHS2). Finished electrical and electronic equipment products will be CE marked as required by Directive 2011/65/EU. Components may not be CE marked. Additionally, the part numbers that TE has identified as EU ELV compliant have a maximum concentration of 0.1% by weight in homogenous materials for lead, hexavalent chromium, and mercury, and 0.01% for cadmium, or qualify for an exemption to these limits as defined in the Annexes of Directive 2000/53/EC (ELV). Regarding the REACH Regulation, the information TE provides on SVHC in articles for this part number is based on the latest European Chemicals Agency (ECHA) 'Guidance on requirements for substances in articles' posted at this URL: <https://echa.europa.eu/guidance-documents/guidance-on-reach>

Compatible Parts






TE Part # 1924487-2
MOUNTING CLIP, AMPSEAL 16



TE Part # CAT-D48-SFT273
DEUTSCH Stamped and Formed Contacts




TE Part # 2300908-1
0460-003-16329, PIN, SOLID, 20-24AWG, AU




TE Part # 1-2303816-1
DT06-3S-TE31, PLG, 3P, GRY, E, SNAPCAP


Also in the Series | DEUTSCH DT




Automotive Connector Caps & Covers (107)




Automotive Connector Locks & Position Assurance(73)




Automotive Housings(586)



Automotive Seals & Cavity Plugs(4)



Insertion & Extraction Tools(3)




Other Automotive Connector Accessories(14)



PCB Headers & Receptacles(102)

Customers Also Bought



TE Part #806786-000
202A111-25-0



TE Part #W3S
WEDGE LOCK, 3P, PLG, ORG, STD, DT



TE Part #DT06-3S-E008
PLG, 3P, GRY, N, XCAP



TE Part #DT06-3S-C015
PLG, 3P, GRY, E



TE Part #1-2303813-1
DT04-3P-TE31, REC, 3P, GRY, E, SNAPCAP



TE Part #1-2303816-1
DT06-3S-TE31, PLG, 3P, GRY, E, SNAPCAP



TE Part #1-2303816-3
DT06-3S-TN32, PLG, 3P, BLK, N, SNAPCAP



TE Part #2-2303816-1
DT06-3S-TE81, PLG, 3P, GRY, E, SNAPXCAP



TE Part #NB09542001
ATUM-16/4-0-STK



TE Part #2-2303815-1
DT06-2S-TE81, PLG, 2P, GRY, E,
SNAPXCAP

Documents

Product Drawings

[DT04-3P-TE81, REC, 3P, GRY, E, SNAPXCAP](#)

English

CAD Files

[3D PDF](#)

3D

Customer View Model

[ENG_CVM_CVM_2-2303813-1_A.2d_dxf.zip](#)

English

Customer View Model

[ENG_CVM_CVM_2-2303813-1_A.3d_igs.zip](#)

English

Customer View Model

[ENG_CVM_CVM_2-2303813-1_A.3d_stp.zip](#)

English

By downloading the CAD file I accept and agree to the [Terms and Conditions](#) of use.

Product Specifications

[Application Specification](#)

English

Agency Approvals

[UL Report](#)

English