

2-1969688-3 ✓ ACTIVE



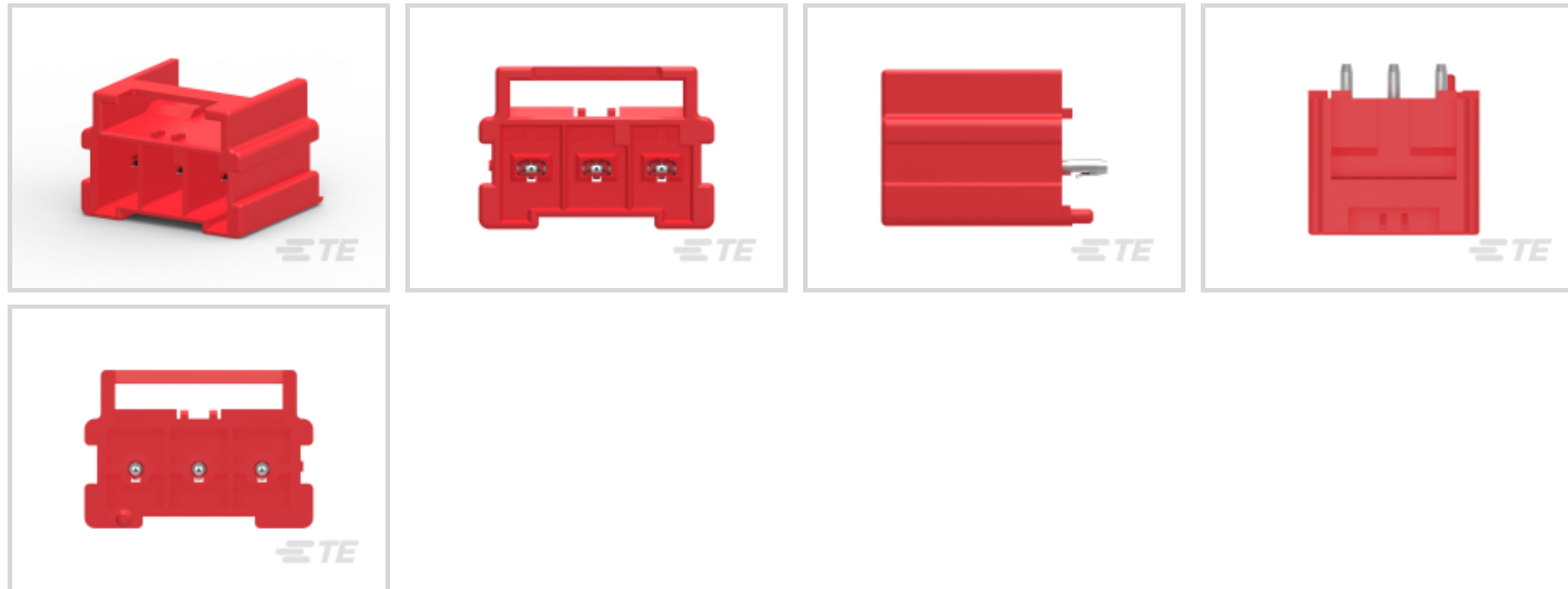
Power Triple Lock

TE Internal #: 2-1969688-3

Rectangular Power Connectors, Header, Receptacle, Wire-to-Board, 3 Position, 6 mm [.236 in] Centerline, Printed Circuit Board, Power Triple Lock

[View on TE.com >](#)

Connectors > Power Connectors > Rectangular Power > Rectangular Power Connectors > High Temperature Headers - POWER TRIPLE LOCK



Rectangular Power Connector Type: **Header**

Connector & Housing Type: **Receptacle**

Connector System: **Wire-to-Board**

Number of Positions: **3**

Centerline (Pitch): **6 mm [.236 in]**

[All High Temperature Headers - POWER TRIPLE LOCK \(12\)](#)

Features

Product Type Features

Header Type	Fully Shrouded
Rectangular Power Connector Type	Header
Connector & Housing Type	Receptacle
Connector System	Wire-to-Board
Sealable	No
Connector & Contact Terminates To	Printed Circuit Board

Configuration Features

Number of Positions	3
PCB Mount Orientation	Vertical
Number of Power Positions	3
Number of Rows	1

Electrical Characteristics



Operating Voltage	600 VDC
-------------------	---------

Body Features

Connector & Keying Code	B
-------------------------	---

Contact Features

Contact Layout	Inline
----------------	--------

Contact Mating Area Plating Material	Tin
--------------------------------------	-----

Contact Base Material	Copper Alloy
-----------------------	--------------

Contact Current Rating (Max)	19 A
------------------------------	------

Contact Retention Within Housing	With
----------------------------------	------

Contact Type	Pin
--------------	-----

PCB Contact Termination Area Plating Material	Pre-Tin
---	---------

Termination Features

Termination Method to Wire & Cable	Crimp
------------------------------------	-------

Termination Method to Printed Circuit Board	Through Hole - Solder
---	-----------------------

Mechanical Attachment

PCB Mount Alignment Type	Peg
--------------------------	-----

Mating Retention	With
------------------	------

PCB Mount Alignment	With
---------------------	------

Mating Retention Type	Latch
-----------------------	-------

Connector Mounting Type	Board Mount
-------------------------	-------------

Housing Features

Centerline (Pitch)	6 mm [.236 in]
--------------------	----------------

Housing Color	Red
---------------	-----

Housing Material	Nylon
------------------	-------

Dimensions

PCB Thickness (Recommended)	1.58 mm [.062 in]
-----------------------------	-------------------

Usage Conditions

Operating Temperature Range	-55 – 150 °C [-67 – 302 °F]
-----------------------------	-----------------------------

Operation/Application

Circuit Application	Power
---------------------	-------

Identification Marking



Circuit Identification Feature	With
--------------------------------	------

Industry Standards

Glow Wire Material Rating	Material with GWIT $\geq 775^{\circ}\text{C}$
UL Rating	Recognized
Compatible With Agency/Standards Products	UL, VDE
Compatible With Approved Standards Products	UL E28476
UL Flammability Rating	UL 94V-0
Glow Wire Rating	GWT 850°C (Flame ≤ 30 sec)

Packaging Features

Packaging Method	Carton
------------------	--------

Product Compliance

[For compliance documentation, visit the product page on TE.com>](#)

EU RoHS Directive 2011/65/EU	Compliant
EU ELV Directive 2000/53/EC	Compliant
China RoHS 2 Directive MIIT Order No 32, 2016	No Restricted Materials Above Threshold
EU REACH Regulation (EC) No. 1907/2006	Current ECHA Candidate List: JUNE 2024 (241) Candidate List Declared Against: JAN 2024 (240) Does not contain REACH SVHC
Halogen Content	Low Halogen - Br, Cl, F, I < 900 ppm per homogenous material. Also BFR/CFR/PVC Free
Solder Process Capability	Not reviewed for solder process capability

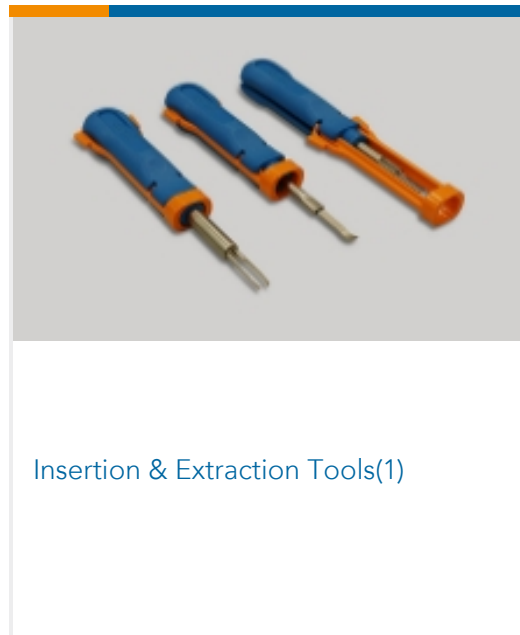

Product Compliance Disclaimer

This information is provided based on reasonable inquiry of our suppliers and represents our current actual knowledge based on the information they provided. This information is subject to change. The part numbers that TE has identified as EU RoHS compliant have a maximum concentration of 0.1% by weight in homogenous materials for lead, hexavalent chromium, mercury, PBB, PBDE, DBP, BBP, DEHP, DIBP, and 0.01% for cadmium, or qualify for an exemption to these limits as defined in the Annexes of Directive 2011/65/EU (RoHS2). Finished electrical and electronic equipment products will be CE marked as required by Directive 2011/65/EU. Components may not be CE marked. Additionally, the part numbers that TE has identified as EU ELV compliant have a maximum concentration of 0.1% by weight in homogenous materials for lead, hexavalent chromium, and mercury, and 0.01% for cadmium, or qualify for an exemption to these limits as defined in the Annexes of Directive 2000/53/EC (ELV). Regarding the REACH Regulation, the information TE provides on SVHC in articles for this part number is based on the latest European Chemicals Agency (ECHA) 'Guidance on requirements for substances in articles' posted at this URL: <https://echa.europa.eu/guidance-documents/guidance-on-reach>

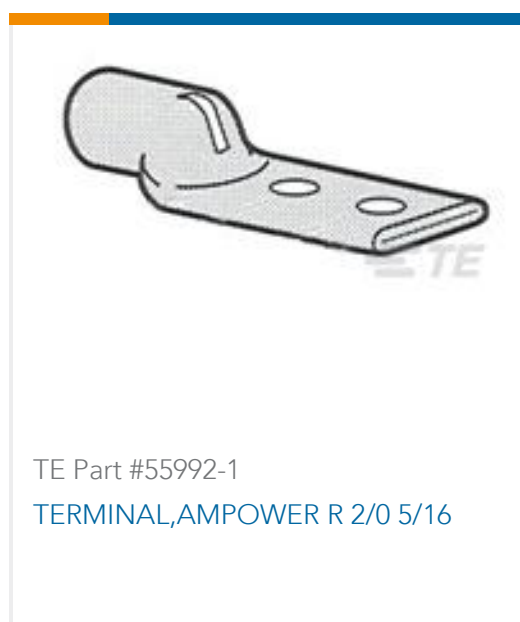
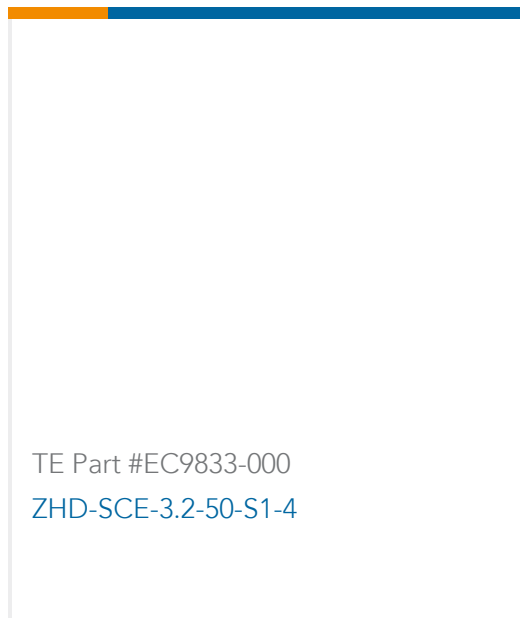
Compatible Parts



Also in the Series | Power Triple Lock



Customers Also Bought





Documents

Product Drawings

[PTL 1X3 PCB HEADER VERT HITEMP KEY B RED](#)

English

CAD Files

[3D PDF](#)

3D

Customer View Model

[ENG_CVM_CVM_2-1969688-3_B.2d_dxf.zip](#)

English

Customer View Model

[ENG_CVM_CVM_2-1969688-3_B.3d_igs.zip](#)

English

Customer View Model

[ENG_CVM_CVM_2-1969688-3_B.3d_stp.zip](#)

English

By downloading the CAD file I accept and agree to the [Terms and Conditions](#) of use.

Product Specifications

[Application Specification](#)

English

Agency Approvals

[VDE Certificate](#)

English

[VDE Certificate](#)

English