

2-1761679-5 ✓ ACTIVE

AMP-LATCH


TE Internal #: 2-1761679-5

Wire-to-Board, 14 Position, 2.54 mm [.1 in] Centerline, Vertical, Through Hole - Solder, 2 Row, Plug, Low Profile, Ribbon Cable Connectors

[View on TE.com >](#)



Connectors > PCB Connectors > Wire-to-Board Connectors > FFC, FPC & Ribbon Connectors > Ribbon Cable Connectors



Connector System: **Wire-to-Board**

Number of Positions: **14**

Centerline (Pitch): **2.54 mm [.1 in]**

PCB Mount Retention: **Without**

PCB Mount Orientation: **Vertical**

Features

Product Type Features

| | |
|------------------------------------|-----------------------|
| Ribbon Cable Connector Header Type | Pin Header |
| Connector Product Type | Connector Assembly |
| Connector System | Wire-to-Board |
| Connector & Housing Type | Plug |
| Connector & Contact Terminates To | Printed Circuit Board |

Configuration Features

| | |
|-----------------------|----------|
| Number of Positions | 14 |
| PCB Mount Orientation | Vertical |
| Number of Rows | 2 |

Electrical Characteristics

| | |
|-----------------------|-----------------|
| Insulation Resistance | 5000 M Ω |
| Operating Voltage | 250 VAC |

Body Features

| | |
|-----------------------|------|
| Daisy Chain | With |
| Primary Product Color | Blue |
| Connector Profile | Low |

Contact Features

| | |
|------------------------------|-----------------|
| Mating Square Post Dimension | .64 mm[.025 in] |
|------------------------------|-----------------|



| | |
|---|----------------------------|
| PCB Contact Termination Area Plating Material Thickness | 2.54 μ m[100 μ in] |
| Mating Pin Diameter | .64 mm[.025 in] |
| Contact Type | Pin |
| | 30 μ in |
| Contact Mating Area Plating Material | Gold |
| Contact Shape & Form | Square |
| Contact Underplating Material | Nickel |
| PCB Contact Termination Area Plating Material | Tin |
| Contact Base Material | Phosphor Bronze |
| Contact Current Rating (Max) | 1 A |

Termination Features

| | |
|--|-----------------------|
| Square Termination Post & Tail Dimension | .5 mm[.02 in] |
| Termination Post & Tail Diameter | .64 mm[.025 in] |
| Termination Post & Tail Length | 4.19 mm[.165 in] |
| Termination Method to PCB | Through Hole - Solder |

Mechanical Attachment

| | |
|-------------------------|-------------|
| Mating Alignment | With |
| PCB Mount Alignment | Without |
| Panel Mount Feature | Without |
| PCB Mount Retention | Without |
| Mating Alignment Type | Center |
| Mating Retention | Without |
| Connector Mounting Type | Board Mount |

Housing Features

| | |
|-----------------------|----------------|
| Mating Entry Location | Top |
| Housing Material | PBT |
| Centerline (Pitch) | 2.54 mm[.1 in] |

Dimensions

| | |
|------------------------|-----------------|
| Shrouded End Dimension | 3.81 mm[.15 in] |
| Connector Length | 25.4 mm[1 in] |
| Connector Height | 8.89 mm[.35 in] |
| Row-to-Row Spacing | 2.54 mm[.1 in] |



Usage Conditions

| | |
|-----------------------------|----------------------------|
| Housing Temperature Rating | High |
| Operating Temperature Range | -65 – 105 °C[-85 – 221 °F] |

Operation/Application

| | |
|---------------------|--------|
| Circuit Application | Signal |
|---------------------|--------|

Industry Standards

| | |
|------------------------|----------|
| UL Flammability Rating | UL 94V-0 |
|------------------------|----------|

Packaging Features

| | |
|--------------------|---------|
| Packaging Quantity | 50 |
| Packaging Method | Package |

Product Compliance

[For compliance documentation, visit the product page on TE.com>](#)

| | |
|---|---|
| EU RoHS Directive 2011/65/EU | Compliant |
| EU ELV Directive 2000/53/EC | Compliant |
| China RoHS 2 Directive MIIT Order No 32, 2016 | No Restricted Materials Above Threshold |
| EU REACH Regulation (EC) No. 1907/2006 | Current ECHA Candidate List: JUNE 2024 (241) Candidate List Declared Against: JUNE 2024 (241) Does not contain REACH SVHC |
| Halogen Content | Not Low Halogen - contains Br or Cl > 900 ppm. |
| Solder Process Capability | Wave solder capable to 265°C |


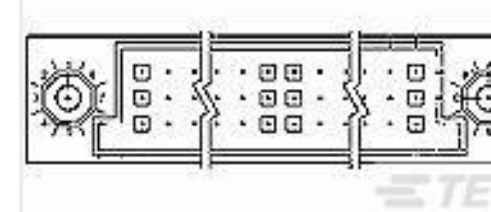

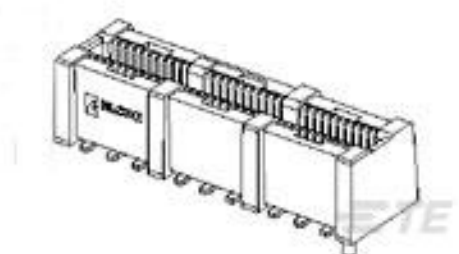


Product Compliance Disclaimer

This information is provided based on reasonable inquiry of our suppliers and represents our current actual knowledge based on the information they provided. This information is subject to change. The part numbers that TE has identified as EU RoHS compliant have a maximum concentration of 0.1% by weight in homogenous materials for lead, hexavalent chromium, mercury, PBB, PBDE, DBP, BBP, DEHP, DIBP, and 0.01% for cadmium, or qualify for an exemption to these limits as defined in the Annexes of Directive 2011/65/EU (RoHS2). Finished electrical and electronic equipment products will be CE marked as required by Directive 2011/65/EU. Components may not be CE marked. Additionally, the part numbers that TE has identified as EU ELV compliant have a maximum concentration of 0.1% by weight in homogenous materials for lead, hexavalent chromium, and mercury, and 0.01% for cadmium, or qualify for an exemption to these limits as defined in the Annexes of Directive 2000/53/EC (ELV). Regarding the REACH Regulation, the information TE provides on SVHC in articles for this part number is based on the latest European Chemicals Agency (ECHA) 'Guidance on requirements for substances in articles' posted at this URL: <https://echa.europa.eu/guidance-documents/guidance-on-reach>

Compatible Parts

| | | | |
|--|--|---|--|
|  <p>TE Part # 499252-9 014 STRAIN RELIEF A-L RCPT</p> |  <p>TE Part # 1658526-9 609-1441LF FEM SOCKET,LEAD FREE</p> |  <p>TE Part # 1658621-2 14 NOVO MIL/CTR 15DP,LEAD FREE</p> |  <p>TE Part # 1658526-8 609-1430LF FEM SOCKET,LEAD FREE</p> |
|  <p>TE Part # 1658622-2 14 NOVO MIL/CTR 30DP,LEAD FREE</p> |  <p>TE Part # 1658623-2 14 NOVO MIL 30DP, LEAD FREE</p> |  <p>TE Part # 1658620-2 14 NOVO MIL 15DP, LEAD FREE</p> |  <p>TE Part # 1658527-5 622-1430LF FEM SOCKET,LEAD FREE</p> |
|  <p>TE Part # 2-1658527-2 622-1441LF=FSKT IDC S 14 30AU</p> |  <p>TE Part # CAT-AM71-A85022 Female Socket Connectors: Strain Relief</p> |  <p>TE Part # 1-1658528-2 636-1430LF=FEM SKT BLADE POL 1</p> | |

Customers Also Bought

| | | | |
|--|--|--|---|
|  <p>TE Part # 1658694-1 AMP-LATCH UNIVERSAL HEADERS</p> |  <p>TE Part # 350732-1 06P UMNL PIN HDR ASSY 94VO</p> |  <p>TE Part # 1-532447-1 HDI PIN ASSY 3 ROW 210 POS</p> |  <p>TE Part # 2-84984-0 1mm FFC DIP V ASSY 20P NAT(TB)</p> |
|  <p>TE Part # 6651712-1 284-0162-03003=TA CONN,SKT</p> |  <p>TE Part # 87227-2 04 MODII HDR DRST UNSHRD .100</p> |  <p>TE Part # 5-2176479-8 RA73F 1J 200R 0.1% 5K RL</p> | |

Documents



CAD Files

3D PDF

3D

Customer View Model

[ENG_CVM_CVM_2-1761679-5_B.2d_dxf.zip](#)

English

Customer View Model

[ENG_CVM_CVM_2-1761679-5_B.3d_igs.zip](#)

English

Customer View Model

[ENG_CVM_CVM_2-1761679-5_B.3d_stp.zip](#)

English

By downloading the CAD file I accept and agree to the [Terms and Conditions](#) of use.

Product Specifications

Product Engineering Evaluation Report

English

Product Specification

English

Agency Approvals

UL Report

English