2-1376387-3 ✔ ACTIVE

Power Key 5.0

TE Internal #: 2-1376387-3

Rectangular Power Connectors, Header, Receptacle, Wire-to-Board, 6 Position, 5 mm [.197 in] Centerline, Printed Circuit Board, UL 94V-0, Power Key 5.0

View on TE.com >

Connectors > Power Connectors > Rectangular Power > Rectangular Power Connectors > Glow Wire Power Key Header

Rectangular Power Connector Type: **Header**

Connector & Housing Type: **Receptacle**

Connector System: **Wire-to-Board**

Number of Positions: **6**

Centerline (Pitch): **5 mm [.197 in]**

All Glow Wire Power Key Header (10)

Features

Product Type Features

Header Type	Fully Shrouded
Rectangular Power Connector Type	Header
Connector & Housing Type	Receptacle
Connector System	Wire-to-Board
Sealable	No
Connector & Contact Terminates To	Printed Circuit Board

Configuration Features

Number of Positions	6
PCB Mount Orientation	Vertical
Number of Power Positions	6
Number of Signal Positions	0
Number of Rows	2

Electrical Characteristics

Operating Voltage	300 VAC

Contact Features

Mating Post Length	6.3 mm[.248 in]
PCB Contact Termination Area Plating Material Thickness	1 µm[39.37 µin]
Contact Layout	Inline
Contact Mating Area Plating Material	Tin
Contact Base Material	Copper Alloy
Contact Current Rating (Max)	10 A
Contact Retention Within Housing	Without
Contact Type	Tab
PCB Contact Termination Area Plating Material	Tin
Contact Mating Area Plating Material Thickness	1 µm[39.37 µin]

Termination Features

Termination Post & Tail Length	3.5 mm[.138 in]
Termination Method to Printed Circuit Board	Through Hole - Press-Fit

Mechanical Attachment

Mating Retention	With
Mating Alignment	Without
PCB Mount Alignment	Without
PCB Mount Retention	With
PCB Mount Retention Type	Mounting Post/Kinked Legs
Mating Retention Type	Latch
Connector Mounting Type	Board Mount

Housing Features

Centerline (Pitch)	5 mm[.197 in]
Housing Color	Blue
Housing Material	Nylon 6/6 GF

Dimensions

Connector Height	14.1 mm[.55 in]
PCB Thickness (Recommended)	.06 mm[1.6 in]
Product Width	14.1 mm[.555 in]

Product Length	16.6 mm[.653 in]
Row-to-Row Spacing	6.2 mm[.244 in]

Usage Conditions

Operating Temperature Range	-30 – 105 °C[-22 – 221 °F]

Operation/Application

Circuit Application	Power

Industry Standards

CSA Rating	LR 7189
UL Rating	Recognized
Compatible With Agency/Standards Products	CSA, UL
Compatible With Approved Standards Products	UL E28476
UL Flammability Rating	UL 94V-0
Glow Wire Rating	GWT 750°C (Without Flame)

Packaging Features

Packaging Quantity	100
Packaging Method	Bag

Product Compliance

For compliance documentation, visit the product page on TE.com>

EU RoHS Directive 2011/65/EU	Compliant
EU ELV Directive 2000/53/EC	Compliant
China RoHS 2 Directive MIIT Order No 32, 2016	No Restricted Materials Above Threshold
EU REACH Regulation (EC) No. 1907/2006	Current ECHA Candidate List: JUNE 2023 (235) Candidate List Declared Against: JUNE 2023 (235) Does not contain REACH SVHC
Halogen Content	Not Low Halogen - contains Br or Cl > 900 ppm.
Solder Process Capability	Wave solder capable to 265°C

Product Compliance Disclaimer

This information is provided based on reasonable inquiry of our suppliers and represents our current actual knowledge based on the information they provided. This information is subject to change. The part numbers that TE has identified as EU RoHS compliant have a maximum concentration of 0.1% by weight in homogenous materials for lead, hexavalent chromium, mercury, PBB, PBDE, DBP, BBP, DEHP, DIBP, and 0.01% for cadmium, or qualify for an exemption to these limits as defined in the Annexes of Directive 2011/65/EU (RoHS2). Finished electrical and electronic equipment products

will be CE marked as required by Directive 2011/65/EU. Components may not be CE marked. Additionally, the part numbers that TE has identified as EU ELV compliant have a maximum concentration of 0.1% by weight in homogenous materials for lead, hexavalent chromium, and mercury, and 0.01% for cadmium, or qualify for an exemption to these limits as defined in the Annexes of Directive 2000/53/EC (ELV). Regarding the REACH Regulation, the information TE provides on SVHC in articles for this part number is based on the latest European Chemicals Agency (ECHA) 'Guidance on requirements for substances in articles' posted at this URL: https://echa.europa.eu/guidance-documents/guidance-on-reach

Compatible Parts

TE Part # 1-1376384-5
5mm B-T-W Conn. 4P HDR ASSEMBLY (GWT)

TE Part # 2-1376393-3
5MM POWER KEY 6P PLUG HSG BLUE

TE Part # CAT-P8704-H342
STD Temp Power Key Header

TE Part # 2-1376437-3
5MM POWER KEY 2P HDR ASSY BLUE

Also in the Series | Power Key 5.0

Connector Contacts(4)

Connector Hardware(4)

Insertion & Extraction Tools(1)

Rectangular Power Connectors(107)

Customers Also Bought

TE Part #8-215464-0
10P.MICRO-MATCH MOB

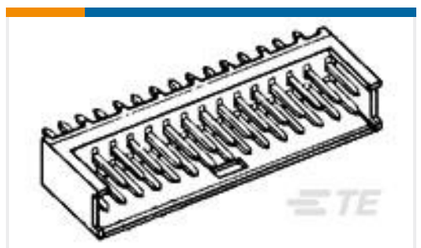

TE Part #280509-2
18 POS .100DR MODU-



TE Part #3-829868-8
DUOPLUG 2.5 FEDERLEI 8P



TE Part #5-104549-1
10 SYS50 S/M HDR DRST SHRDSN

TE Part #280378-2
4P MODU II SHRD HDR, RT ANG, 0.38 AU

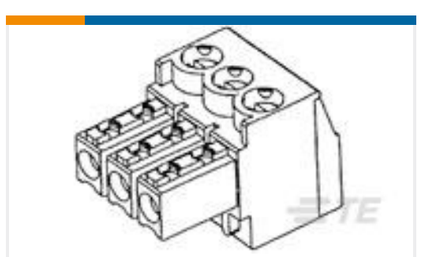

TE Part #284507-3
3 POS TERMI-BLOK PLUG STAC 3,8

TE Part #9-1879354-5
RR03 5% 2K7 AMMO

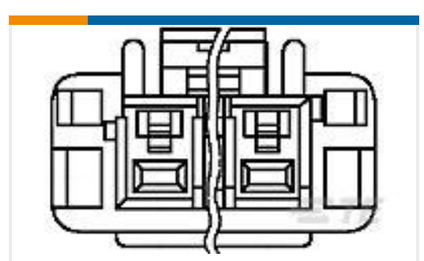

TE Part #2-1376393-3
5MM POWER KEY 6P PLUG HSG BLUE

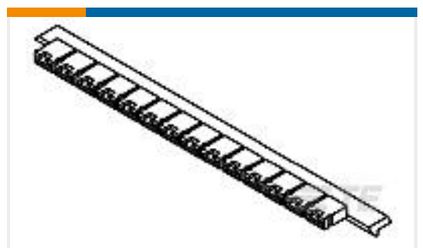

TE Part #142270-5
CONNECTOR SHUNT 2 P

TE Part #5-1123723-5
3.96 EP HDR ASSY 5P(BLACK)

Documents

Product Drawings

5mm B-T-W Conn. 6P(2row) HDR A

English

CAD Files

Customer View Model

ENG_CVM_CVM_2-1376387-3_F.2d_dxf.zip

English

3D PDF

3D

Customer View Model

ENG_CVM_CVM_2-1376387-3_F.3d_igs.zip

English

Customer View Model

ENG_CVM_CVM_2-1376387-3_F.3d_stp.zip

English

By downloading the CAD file I accept and agree to the Terms and Conditions of use.

Datasheets & Catalog Pages

SOFT_SHELL_PIN_SOCKET_CONNECTORS_STANDARD_DENSITY

English

1-1773881-9 Power Key Connector Quick Reference Guide

English

Product Specifications

5.0 POWER KEY CONNECTOR

Japanese

Application Specification

Japanese

Agency Approvals

VDE Certificate

English