

## Feed-through header - PC 6-16/ 4-G1F-10,16 - 1999026

Please be informed that the data shown in this PDF Document is generated from our Online Catalog. Please find the complete data in the user's documentation. Our General Terms of Use for Downloads are valid (<http://phoenixcontact.com/download>)

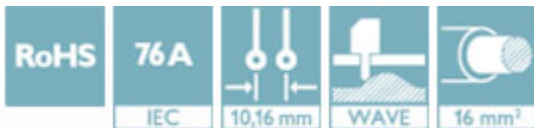
PCB headers, nominal current: 76 A, rated voltage (III/2): 1000 V, Nominal cross section: 16 mm<sup>2</sup>, number of positions: 4, pitch: 10.16 mm, color: green, contact surface: Silver, mounting: Wave soldering, Pin layout: Linear pinning, solder pin [P]: 4 mm



The figure shows a 5-pos. version of the product

### Your advantages

- Well-known mounting principle allows worldwide use
- Screwable flange for superior mechanical stability
- Maximum flexibility when it comes to device design – one header for connectors with different connection technologies



### Key Commercial Data

Packing unit	1 pc
Minimum order quantity	50 pc
GTIN	
GTIN	4046356038522
Weight per Piece (excluding packing)	22.540 g
Custom tariff number	85366930
Country of origin	Poland

### Technical data

#### Item properties

Brief article description	Feed-through header
Plug-in system	POWER COMBICON 16
Type of contact	Male connector
Range of articles	PC 6-16/..-G1F

## Feed-through header - PC 6-16/ 4-G1F-10,16 - 1999026

### Technical data

#### Item properties

Pitch	10.16 mm
Number of positions	4
Mounting type	Wave soldering
Pin layout	Linear pinning
Locking	Threaded flange
Number of levels	1
Number of connections	4
Number of potentials	4

#### Electrical parameters

Nom. voltage	1000 V
--------------	--------

#### Material data - contact

Note	WEEE/RoHS-compliant, free of whiskers according to IEC 60068-2-82/ JEDEC JESD 201
Contact material	Cu alloy
Surface characteristics	Electroplated silver
Metal surface contact area (top layer)	Silver (4 - 8 µm Ag)
Metal surface contact area (middle layer)	Nickel (2 - 4 µm Ni),
Metal surface soldering area (top layer)	Silver (4 - 8 µm Ag)
Metal surface soldering area (middle layer)	Nickel (2 - 4 µm Ni)

#### Material data - housing

Insulating material	PA
Insulating material group	I
CTI according to IEC 60112	600
Flammability rating according to UL 94	V0
Glow wire flammability index GWFI according to EN 60695-2-12	850
Glow wire ignition temperature GWIT according to EN 60695-2-13	775
Temperature for the ball pressure test according to EN 60695-10-2	125 °C

#### Dimensions for the product

Length [ l ]	34 mm
Width [ w ]	58.4 mm
Height [ h ]	17.4 mm
Pitch	10.16 mm
Height (without solder pin)	13.4 mm
Solder pin [P]	4 mm
Pin spacing	10.16 mm
Pin dimensions	1 x 1.2 mm

## Feed-through header - PC 6-16/ 4-G1F-10,16 - 1999026

### Technical data

#### Dimensions for the product

Dimension a	30.48 mm
-------------	----------

#### Dimensions for PCB design

Hole diameter	1.7 mm
Pin spacing	10.16 mm

#### Packaging information

Type of packaging	packed in cardboard
Pieces per package	50
Denomination packing units	Pcs.

#### General product information

Note	In accordance with IEC 61984, COMBICON connectors have no switching power (COC). During designated use, they must not be plugged in or disconnected when carrying voltage or under load.
	In accordance with IEC 61984, COMBICON connectors have no switching power (COC). During designated use, they must not be plugged in or disconnected when carrying voltage or under load.

#### Ambient conditions

Ambient temperature (storage/transport)	-40 °C ... 70 °C
Ambient temperature (assembly)	-5 °C ... 100 °C
Ambient temperature (operation)	-40 °C ... 100 °C (dependent on the derating curve)

#### Air clearances and creepage distances

Clearances and creepage distances	IEC 60664-1:2007-04
Specification	IEC 60664-1:2007-04
Rated insulation voltage (III/3)	1000 V
Rated insulation voltage (III/2)	1000 V
Rated insulation voltage (II/2)	1000 V
Rated surge voltage (III/3)	8 kV
Rated surge voltage (III/2)	8 kV
Rated surge voltage (II/2)	6 kV
Minimum clearance - inhomogeneous field (III/3)	8 mm
Minimum clearance - inhomogeneous field (III/2)	8 mm
Minimum clearance - inhomogeneous field (II/2)	5.5 mm
Minimum creepage distance value (III/3)	12.5 mm
Minimum creepage distance value (III/2)	5 mm
Minimum creepage distance value (II/2)	5 mm

#### Current carrying capacity / derating curves

#### Mechanical tests (A)

## Feed-through header - PC 6-16/ 4-G1F-10,16 - 1999026

### Technical data

#### Mechanical tests (A)

Insertion strength per pos. approx.	17 N
Withdraw strength per pos. approx.	17 N
Polarization when inserted requirement >20 N	Test passed
Contact holder in insert requirements >20 N	Test passed

#### Durability tests (B)

Specification	IEC 60512-9-1:2010-03
Contact resistance R <sub>1</sub>	0.22 mΩ
Insertion/withdrawal cycles	50
Contact resistance R <sub>2</sub>	0.24 mΩ
Impulse withstand voltage at sea level	9.8 kV
Power-frequency withstand voltage	4.26 kV
Insulation resistance, neighboring positions	> 17 TΩ

#### Climatic tests (D)

Specification	ISO 6988:1985-02
Cold stress	-40 °C/2 h
Thermal stress	100 °C/168 h
Corrosive stress	0.2 dm <sup>3</sup> SO <sub>2</sub> on 300 dm <sup>3</sup> /40 °C/1 cycle
Impulse withstand voltage at sea level	9.8 kV
Power-frequency withstand voltage	4.26 kV

#### Environmental and durability tests (E)

Specification	IEC 61984:2008-10
Result, degree of protection, IP code	Finger safety with IP20 test finger

#### Standards and Regulations

Connection in acc. with standard	EN-VDE
	CUL
Flammability rating according to UL 94	V0

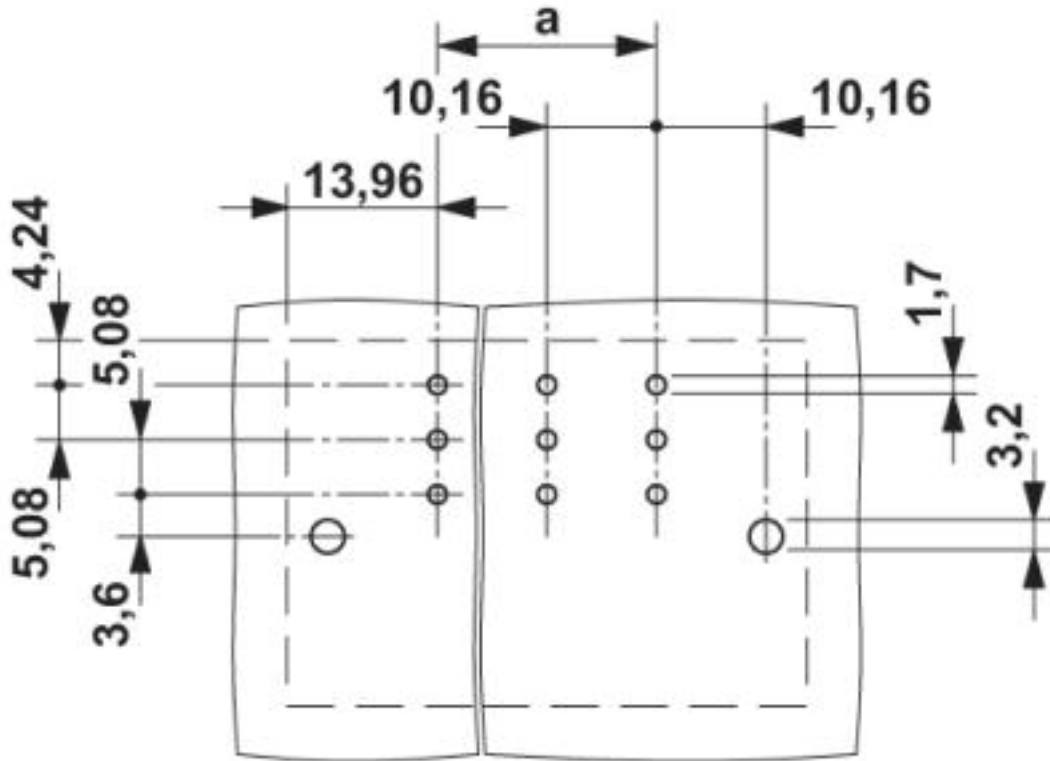
#### Environmental Product Compliance

China RoHS	Environmentally friendly use period: unlimited = EFUP-e
	No hazardous substances above threshold values

### Drawings

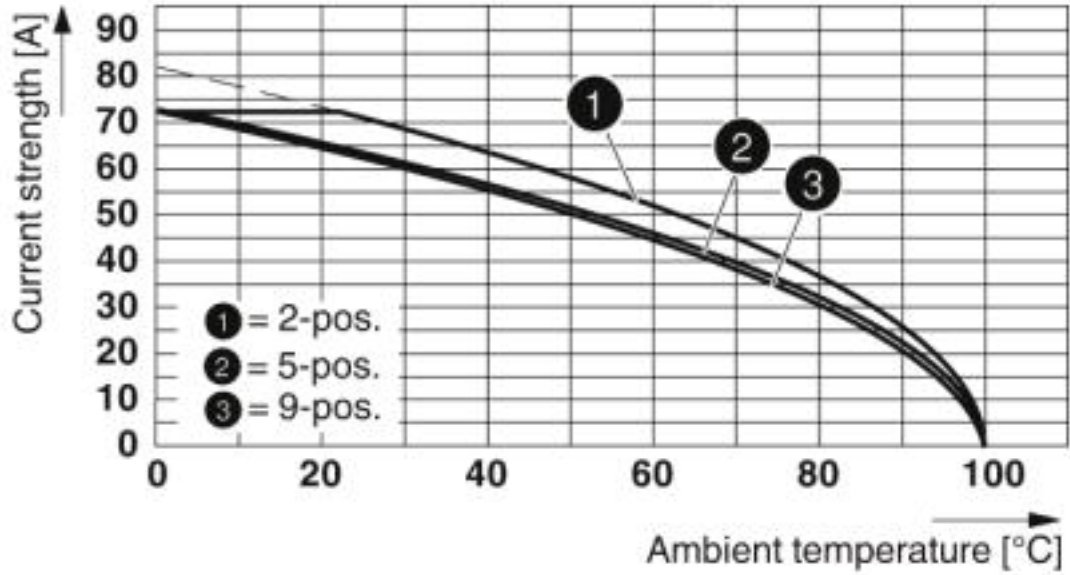
# Feed-through header - PC 6-16/ 4-G1F-10,16 - 1999026

Drilling diagram



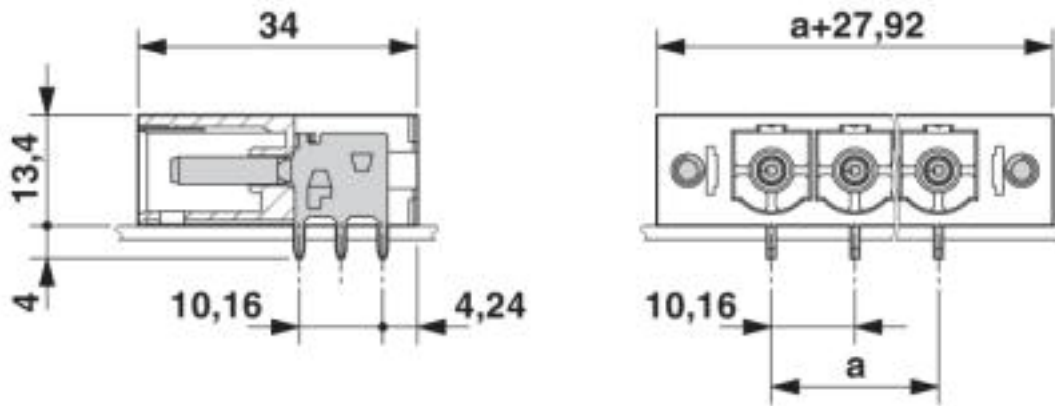
## Feed-through header - PC 6-16/ 4-G1F-10,16 - 1999026

Diagram



Type: PC 16/...-STF-10,16 with PC 6-16/...-G1F-10,16

Dimensional drawing



### Classifications

eCl@ss

eCl@ss 4.0	27260700
eCl@ss 4.1	27260700
eCl@ss 5.0	27260700
eCl@ss 5.1	27260700
eCl@ss 6.0	27260700

## Feed-through header - PC 6-16/ 4-G1F-10,16 - 1999026

### Classifications

#### eCl@ss

eCl@ss 7.0	27440402
eCl@ss 8.0	27440402
eCl@ss 9.0	27440402

#### ETIM

ETIM 3.0	EC001121
ETIM 4.0	EC002637
ETIM 5.0	EC002637
ETIM 6.0	EC002637
ETIM 7.0	EC002637

#### UNSPSC

UNSPSC 6.01	30211810
UNSPSC 7.0901	39121409
UNSPSC 11	39121409
UNSPSC 12.01	39121409
UNSPSC 13.2	39121409
UNSPSC 18.0	39121409
UNSPSC 19.0	39121409
UNSPSC 20.0	39121409
UNSPSC 21.0	39121409

### Approvals

#### Approvals

---

##### Approvals

IECEE CB Scheme / SEV / EAC / cULus Recognized

---

##### Ex Approvals

---

#### Approval details

# Feed-through header - PC 6-16/ 4-G1F-10,16 - 1999026

## Approvals

IECEE CB Scheme		<a href="http://www.iecee.org/">http://www.iecee.org/</a>	CH-10653-M1
Nominal voltage UN		1000 V	
Nominal current IN		76 A	

SEV		<a href="https://www.electrosuisse.ch/de/meta/shop/produktezertifikate.html">https://www.electrosuisse.ch/de/meta/shop/produktezertifikate.html</a>	IK-4468-M1
Nominal voltage UN		1000 V	
Nominal current IN		76 A	

EAC			B.01742
-----	--	--	---------

cULus Recognized		<a href="http://database.ul.com/cgi-bin/XYV/template/LISEXT/1FRAME/index.htm">http://database.ul.com/cgi-bin/XYV/template/LISEXT/1FRAME/index.htm</a>	E60425-20040202
	B	C	D
Nominal voltage UN	300 V	300 V	600 V
Nominal current IN	66 A	66 A	5 A

## Accessories

Accessories

Coding element

Coding profile - CP-PC RD - 1701967

Coding profile, for plugging into the coding ribs of the plug at a later date, insulating material, color: Red



## Mounting material

## Feed-through header - PC 6-16/ 4-G1F-10,16 - 1999026

### Accessories

Accessories - DFK-PC 16-SS - 1705449



Screw set for DFK-PC 16... connectors

---

### Additional products

Printed-circuit board connector - SPC 16/ 4-STF-10,16 - 1711394



PCB connector, nominal current: 76 A, rated voltage (III/2): 1000 V, Nominal cross section: 16 mm<sup>2</sup>, number of positions: 4, pitch: 10.16 mm, connection method: Push-in spring connection, color: green, contact surface: Silver

---

Printed-circuit board connector - SPC 16/ 4-STF-SH-10,16 - 1711488



PCB connector, nominal current: 76 A, rated voltage (III/2): 1000 V, Nominal cross section: 16 mm<sup>2</sup>, number of positions: 4, pitch: 10.16 mm, connection method: Push-in spring connection, color: green, contact surface: Silver

---

Printed-circuit board connector - TPC 16/ 4-STF-10,16 - 1715277



PCB connector, nominal current: 76 A, rated voltage (III/2): 1000 V, Nominal cross section: 16 mm<sup>2</sup>, number of positions: 4, pitch: 10.16 mm, connection method: Screw connection with tension sleeve, color: green, contact surface: Silver

---

Printed-circuit board connector - PC 6/ 4-STF-10,16 - 1913594



PCB connector, nominal current: 41 A, rated voltage (III/2): 1000 V, Nominal cross section: 6 mm<sup>2</sup>, number of positions: 4, pitch: 10.16 mm, connection method: Screw connection with tension sleeve, color: green, contact surface: Silver

## Feed-through header - PC 6-16/ 4-G1F-10,16 - 1999026

### Accessories

Printed-circuit board connector - PC 16/ 4-STF-10,16 - 1967472



PCB connector, nominal current: 76 A, rated voltage (III/2): 1000 V, Nominal cross section: 16 mm<sup>2</sup>, number of positions: 4, pitch: 10.16 mm, connection method: Screw connection with tension sleeve, color: green, contact surface: Silver

---

Printed-circuit board connector - PC 16/ 4-STF-SH-10,16 - 1970359



PCB connector, nominal current: 76 A, rated voltage (III/2): 1000 V, Nominal cross section: 16 mm<sup>2</sup>, number of positions: 4, pitch: 10.16 mm, connection method: Screw connection with tension sleeve, color: green, contact surface: Silver