

1971030-5 ✓ ACTIVE




## GRACE INERTIA 2.0

TE Internal #: 1971030-5

Rectangular Connector Housings, Wire-to-Board, 5 Position, .079 in [2 mm] Centerline, 1 Row, Nylon 66 GF, Plug, Socket, GRACE INERTIA 2.0

[View on TE.com >](#)

Connectors > Rectangular Connectors > Rectangular Connector Housings > STD Temp Sig GRACE INERTIA Plug



Connector System: **Wire-to-Board**

Number of Positions: **5**

Centerline (Pitch): **2 mm [ .079 in ]**

Number of Rows: **1**

Housing Material: **Nylon 66 GF**

[All STD Temp Sig GRACE INERTIA Plug \(63\)](#)

### Features

#### Product Type Features

Connector System	Wire-to-Board
Connector & Housing Type	Plug
Sealable	No
Connector & Contact Terminates To	Wire & Cable

#### Configuration Features

Number of Cavities	5
Number of Positions	5
Number of Rows	1

#### Electrical Characteristics

Operating Voltage	50 VAC
-------------------	--------

#### Contact Features

Contact Layout	Inline
----------------	--------



Contact Type	Socket
--------------	--------

### Mechanical Attachment

Connector Mounting Type	Cable Mount (Free-Hanging)
-------------------------	----------------------------

### Housing Features

Housing Color	Natural
---------------	---------

Centerline (Pitch)	2 mm[.079 in]
--------------------	---------------

Housing Material	Nylon 66 GF
------------------	-------------

### Dimensions

Connector Height	7.9 mm[.311 in]
------------------	-----------------

Product Width	6.75 mm[.266 in]
---------------	------------------

Product Length	11.54 mm[.454 in]
----------------	-------------------

### Usage Conditions

Operating Temperature Range	-30 – 105 °C[-22 – 221 °F]
-----------------------------	----------------------------

### Operation/Application

Halogen Free	No
--------------	----

Circuit Application	Signal
---------------------	--------

### Identification Marking

Circuit Identification Feature	Without
--------------------------------	---------

### Industry Standards

Compatible With Agency/Standards Products	UL
---	----

UL Flammability Rating	UL 94V-0
------------------------	----------

### Packaging Features

Packaging Quantity	400
--------------------	-----

Packaging Method	Package
------------------	---------

### Product Compliance

[For compliance documentation, visit the product page on TE.com>](#)

EU RoHS Directive 2011/65/EU	Compliant
------------------------------	-----------

EU ELV Directive 2000/53/EC	Compliant
-----------------------------	-----------

China RoHS 2 Directive MIIT Order No 32, 2016	No Restricted Materials Above Threshold
---	---

EU REACH Regulation (EC) No. 1907/2006	Current ECHA Candidate List: JUNE 2023 (235)
--	---



Candidate List Declared Against: JUNE 2023 (235)

Does not contain REACH SVHC

Halogen Content

Not Low Halogen - contains Br or Cl > 900 ppm.

Solder Process Capability

Not applicable for solder process capability

Product Compliance Disclaimer

This information is provided based on reasonable inquiry of our suppliers and represents our current actual knowledge based on the information they provided. This information is subject to change. The part numbers that TE has identified as EU RoHS compliant have a maximum concentration of 0.1% by weight in homogenous materials for lead, hexavalent chromium, mercury, PBB, PBDE, DBP, BBP, DEHP, DIBP, and 0.01% for cadmium, or qualify for an exemption to these limits as defined in the Annexes of Directive 2011/65/EU (RoHS2). Finished electrical and electronic equipment products will be CE marked as required by Directive 2011/65/EU. Components may not be CE marked. Additionally, the part numbers that TE has identified as EU ELV compliant have a maximum concentration of 0.1% by weight in homogenous materials for lead, hexavalent chromium, and mercury, and 0.01% for cadmium, or qualify for an exemption to these limits as defined in the Annexes of Directive 2000/53/EC (ELV). Regarding the REACH Regulation, the information TE provides on SVHC in articles for this part number is based on the latest European Chemicals Agency (ECHA) 'Guidance on requirements for substances in articles' posted at this URL: <https://echa.europa.eu/guidance-documents/guidance-on-reach>

## Compatible Parts



TE Part # CAT-G7534A-P729  
STD Temp Sig GRACE INERTIA Plug




TE Part # 2367943-5  
GI2.0EV VT SMT Poting HDR,NTL,Key A,5P

TE Part # 2400014-5  
GIC2.0 EV CAP HOUSING 5 POS. NATURAL

TE Part # 2232823-5  
SGI2.0 RA SMT HEADER PIN


## Also in the Series | GRACE INERTIA 2.0




Connector Contacts(3)



PCB Headers & Receptacles(70)



Rectangular Connector Housings(20)




Standard Rectangular Connectors(18)

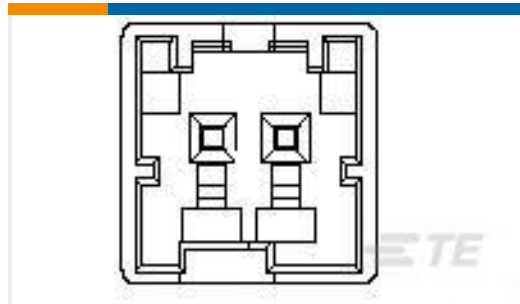


Wire-to-Board Connector Assemblies & Housings(1)

## Customers Also Bought



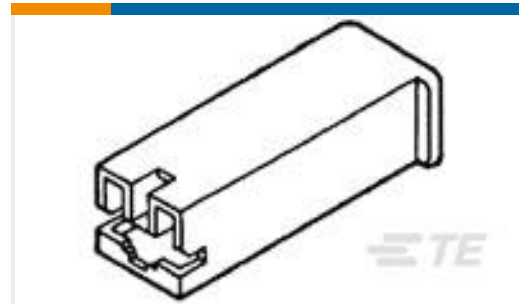
TE Part #2-1376383-3  
5MM B-T-W CONN. 3P HDR ASSEMBL



TE Part #1903391-1  
GIC 2.5 W CAP HSG 2P NATURAL



TE Part #1747995-2  
GHC EYELET 6.2 3POS PLUG HOUSING RED



TE Part #2-172076-1  
250 HSG. PL MKII REC. NAT



TE Part #1376392-2  
5MM POWER KEY 4P PLUG 2ROW NJT



TE Part #1747995-3  
GHC EYELET 6.2 3POS PLUG HOUSING BLUE



TE Part #1747995-1  
GHC EYELET 6.2 3POS PLUG HOUSING NATURAL

## Documents

### Product Drawings

[5POS Plug Housing for GIC 2.0 EV Series](#)

English

### CAD Files

[3D PDF](#)

3D

Customer View Model

[ENG\\_CVM\\_CVM\\_1971030-5\\_F\\_c-1971030-5-f.2d\\_dxf.zip](#)

English

Customer View Model

[ENG\\_CVM\\_CVM\\_1971030-5\\_F\\_c-1971030-5-f.3d\\_igs.zip](#)

English

Customer View Model

[ENG\\_CVM\\_CVM\\_1971030-5\\_F\\_c-1971030-5-f.3d\\_stp.zip](#)

English

By downloading the CAD file I accept and agree to the [Terms and Conditions](#) of use.



---

[Product Specifications](#)

[Application Specification](#)

English